

High Intensity Beams Activities at CEA/Saclay

UCANS V, INFN Legnaro, Italia.

N. Chauvin^{*1}, M. Comunian², R. Gobin¹, P.A.P. Nghiem¹, J. Marroncle¹, C. Oliver Amoros³, D. Uriot¹.

^{*}Nicolas.Chauvin@cea.fr

¹ Commissariat à l'Énergie Atomique et aux Énergies Alternatives, DSM/Irfu; F-91191 Gif-sur-Yvette, France.

² INFN/LNL, Legnaro, Padova, Italy.

³ CIEMAT, Madrid, Spain



May 15, 2015

1 Issues & Challenges for High Power Accelerators

- High Intensity and High Power Issues
- Beam Losses Predictions
- Accelerator Matching and Tuning

2 Developments Dedicated to High Intensity Beams

- Beam Creation
- Beam Acceleration
- Beam Diagnostics

3 The IPHI Project, a High Intensity Proton Injector

- Presentation
- IPHI Goals
- IPHI Status

High Intensity Beams

Issues & Challenges

HI/HP Issues

Beam Losses

Matching & Tuning

High Intensity Developments

Beam Creation

Beam Acceleration

Beam Diagnostics

IPHI

Presentation

Goals

Status

1 Issues & Challenges for High Power Accelerators

- High Intensity and High Power Issues
- Beam Losses Predictions
- Accelerator Matching and Tuning

2 Developments Dedicated to High Intensity Beams

3 The IPHI Project, a High Intensity Proton Injector

High Intensity Beams

2 Issues & Challenges

HI/HP Issues

Beam Losses

Matching & Tuning

High Intensity Developments

Beam Creation

Beam Acceleration

Beam Diagnostics

IPHI

Presentation

Goals

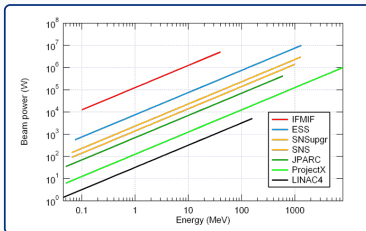
Status

High Intensity and High Power



High Power Beam

- $P = I_B \times E_B \times d.c.$
- Even very small losses can be harmful
- Losses can cause:
 - Activation
 - Quench of SRF cavities
 - Machine damages due to power deposition
- If 1 MW beam, losses should be kept under $\approx 10^{-6}$ of the beam
- At "low" current (\approx mA) or low duty cycle, *high power only at high energy*



High Intensity Beams

Issues & Challenges

3

HI/HP Issues

Beam Losses

Matching & Tuning

High Intensity Developments

Beam Creation

Beam Acceleration

Beam Diagnostics

IPHI

Presentation

Goals

Status

High Intensity and High Power

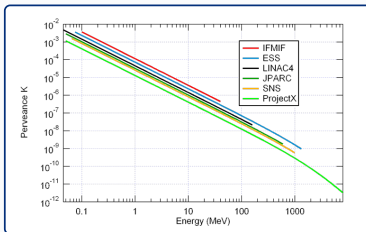


High Intensity Beam

- Generalized perveance

$$K = \frac{1}{2\pi\epsilon_0} \frac{q l_B}{mc^3 \beta^3 \gamma^3}$$

- High intensity means *strong space charge*, especially at low energy
- Non-linear SC forces may cause:
 - Emittance Growth
 - Beam Halo
 - ... and eventually beam losses
- Beam dynamics can be challenging



High Intensity Beams

Issues & Challenges

4

HI/HP Issues

Beam Losses

Matching & Tuning

High Intensity Developments

Beam Creation

Beam Acceleration

Beam Diagnostics

IPHI

Presentation

Goals

Status

High Intensity and High Power



- **High intensity:** accelerator matching and tuning is delicate
- **High power:** keep the beam losses have to be kept as low as possible

The combination of high beam intensity and high beam power leads to a very challenging situation

Dedicated Methods for High Intensity/High Power Beams

- 1 Protocol for beam losses prediction
- 2 Method for beam optimization
- 3 Strategy for beam losses measurement



P.A.P. Nghiem, N. Chauvin *et al.*

Advanced Concepts and Methods for Very High Intensity Accelerators.
Laser and Particle Beams, vol. 32, p. 639–649, 2014.

High Intensity Beams

Issues & Challenges

5

HI/HP Issues

Beam Losses

Matching & Tuning

High Intensity Developments

Beam Creation

Beam Acceleration

Beam Diagnostics

IPHI

Presentation

Goals

Status

High Intensity and High Power



- **High intensity:** accelerator matching and tuning is delicate
- **High power:** keep the beam losses have to be kept as low as possible

The combination of high beam intensity and high beam power leads to a very challenging situation

Dedicated Methods for High Intensity/High Power Beams

- 1 Protocol for **beam losses prediction**
- 2 Method for **beam optimization**
- 3 Strategy for **beam losses measurement**



P.A.P. Nghiem, N. Chauvin *et al.*

Advanced Concepts and Methods for Very High Intensity Accelerators.
Laser and Particle Beams, vol. 32, p. 639–649, 2014.

High Intensity Beams

Issues & Challenges

5

HI/HP Issues

Beam Losses

Matching & Tuning

High Intensity Developments

Beam Creation

Beam Acceleration

Beam Diagnostics

IPHI

Presentation

Goals

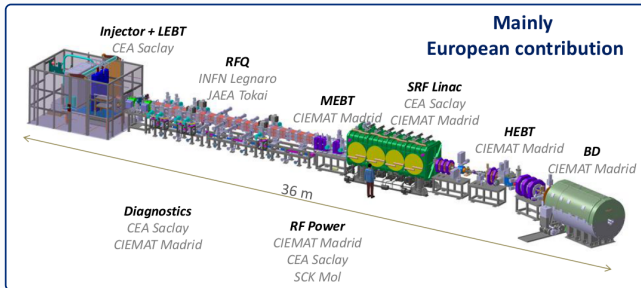
Status

High Intensity and High Power

Linear IFMIF Prototype Accelerator



These beam dynamics studies have been performed in the framework of the **IFMIF/EVEDA collaboration** but the **very same methods** can be applied to **any kind** of high intensity/high power accelerator



- D⁺ beam
- Intensity: 125 mA
- Energy: 9 MeV
- Duty Factor: c.w.
- SC HWR linac
- Frequency: 175 MHz

High Intensity Beams

Issues & Challenges

6

HI/HP Issues

Beam Losses
Matching & Tuning

High Intensity Developments

Beam Creation
Beam Acceleration
Beam Diagnostics

IPHI

Presentation
Goals
Status

Beam Losses Issues



High beam power

- The *whole* accelerator is concerned by **high power beam** (LIPAc case: from 15 kW in LEPT to 1.125 MW in HEBT).
- Even a *tiny part* of the beam, when lost, represents a **significant power deposition**.

Beam Losses

- **Permanent losses** can **activate** material: hands-on maintenance and cooling cryogenic systems potential problems. If losses $< 1 \text{ W/m}$, for a MW beam \Rightarrow 1 particle over 10^6 (*microlosses*).
- **Accidental losses** lead to sudden **heat deposition** and can damage equipment.

Meticulous and exhaustive prediction of losses is needed

High Intensity Beams

Issues & Challenges

HI/HP Issues

Beam Losses

Matching & Tuning

High Intensity Developments

Beam Creation

Beam Acceleration

Beam Diagnostics

IPHI

Presentation

Goals

Status

7

Beam Losses Issues



High beam power

- The *whole* accelerator is concerned by **high power beam** (LIPAc case: from 15 kW in LEBT to 1.125 MW in HEBT).
- Even a *tiny part* of the beam, when lost, represents a **significant power deposition**.

Beam Losses

- **Permanent losses** can **activate** material: hands-on maintenance and cooling cryogenic systems potential problems. If losses $< 1 \text{ W/m}$, for a MW beam $\Rightarrow 1$ particle over 10^6 (*microlosses*).
- **Accidental losses** lead to sudden **heat deposition** and can damage equipment.

Meticulous and exhaustive prediction of losses is needed

High Intensity Beams

Issues & Challenges

HI/HP Issues

7

Beam Losses

Matching & Tuning

High Intensity Developments

Beam Creation

Beam Acceleration

Beam Diagnostics

IPHI

Presentation

Goals

Status

Beam Losses Issues



High beam power

- The *whole* accelerator is concerned by **high power beam** (LIPAc case: from 15 kW in LEBT to 1.125 MW in HEBT).
- Even a *tiny part* of the beam, when lost, represents a **significant power deposition**.

Beam Losses

- **Permanent losses** can **activate** material: hands-on maintenance and cooling cryogenic systems potential problems. If losses $< 1 \text{ W/m}$, for a MW beam $\Rightarrow 1$ particle over 10^6 (*microlosses*).
- **Accidental losses** lead to sudden **heat deposition** and can damage equipment.

Meticulous and exhaustive prediction of losses is needed

High Intensity Beams

Issues & Challenges

HI/HP Issues

Beam Losses

Matching & Tuning

High Intensity Developments

Beam Creation

Beam Acceleration

Beam Diagnostics

IPHI

Presentation

Goals

Status

7

Beam Losses Study Procedure



Double issue

- ❶ Define thoroughly the loss situations in the accelerator lifetime
- ❷ Define the protocols to simulate and estimate them

Five Loss Situations Can Be Determined

- A. Ideal machine
- B. Machine “day one”
- C. Beam commissioning, tuning, exploration
- D. Routine operation
- E. Sudden failure

High Intensity
Beams

Issues &
Challenges

HI/HP Issues

8

Beam Losses

Matching & Tuning

High Intensity
Developments

Beam Creation

Beam Acceleration

Beam Diagnostics

IPHI

Presentation

Goals

Status

Beam Losses Study Procedure



Double issue

- ❶ Define thoroughly the loss situations in the accelerator lifetime
- ❷ Define the protocols to simulate and estimate them

Five Loss Situations Can Be Determined

- A. Ideal machine
- B. Machine “day one”
- C. Beam commissioning, tuning, exploration
- D. Routine operation
- E. Sudden failure

High Intensity
Beams

Issues &
Challenges

HI/HP Issues

8

Beam Losses

Matching & Tuning

High Intensity
Developments

Beam Creation

Beam Acceleration

Beam Diagnostics

IPHI

Presentation

Goals

Status

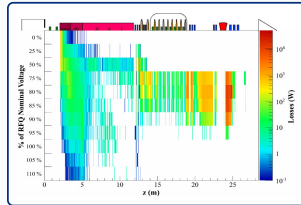
An Example, a Catalogue of Losses for LIPAc



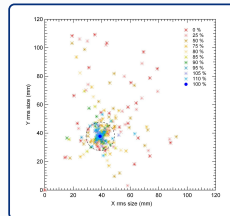
- Code used: TraceWin
- Simulations were performed with 10^6 particles
- Simulations were performed at full beam intensity
- Error studies with 500 cases
- Dedicated data analysis codes have been developed

Affect all the subsystems

Hot points, beam stop velocity, control system, max. beam power for each phase, dynamic range of diagnostics, etc.



Beam power lost in case of RFQ failure



Beam RMS size on the beam dump



P.A.P. Nghiem, N. Chauvin, M. Comunian, C. Oliver AND D. Uriot.
A Catalogue of Losses for a High Power, High Intensity Accelerator.
Laser and Particle Beams (2014), 32, 461–469..

High Intensity
Beams

Issues &
Challenges

HI/HP Issues

Beam Losses

Matching & Tuning

High Intensity
Developments

Beam Creation

Beam Acceleration

Beam Diagnostics

IPHI

Presentation

Goals

Status

Accelerator Matching and Tuning

General considerations



Considerations on Matching High Intensity Linacs

- If the beam is sent on a target, the emittance growth **in not** the primary figure of merit.
- To keep a hands-on maintenance, minimizing the machine activation **is mandatory**.
- Accelerator matching method achieved by beam dynamics simulations should be **transposed directly** to the real machine during the tuning phase.

Linac Matching

- Minimization of beam extent
- Directly minimization of the halo

⇒ **Halo Matching**

Real Machine tuning

- Minimization of beam losses
- Loss detection at 10^{-6} of the beam: micro losses

⇒ **μloss Monitors**

High Intensity
Beams

Issues &
Challenges

HI/HP Issues

Beam Losses

Matching & Tuning

High Intensity
Developments

Beam Creation

Beam Acceleration

Beam Diagnostics

IPHI

Presentation

Goals

Status

10

Accelerator Matching and Tuning

General considerations



Considerations on Matching High Intensity Linacs

- If the beam is sent on a target, the emittance growth **in not** the primary figure of merit.
- To keep a hands-on maintenance, minimizing the machine activation **is mandatory**.
- Accelerator matching method achieved by beam dynamics simulations should be **transposed directly** to the real machine during the tuning phase.

Linac Matching

- Minimization of beam extent
- Directly minimization of the halo

⇒ **Halo Matching**

Real Machine tuning

- Minimization of beam losses
- Loss detection at 10^{-6} of the beam: micro losses

⇒ **μloss Monitors**

High Intensity
Beams

Issues &
Challenges

HI/HP Issues

Beam Losses

10

Matching & Tuning

High Intensity
Developments

Beam Creation

Beam Acceleration

Beam Diagnostics

IPHI

Presentation

Goals

Status

Halo Matching

- Multi-particle optimisation (up to 10^6)
- Numerous parameters (solenoids, quads, cavities,...)
- Non-linear problem
- Possible local minima

Particle Swarm Optimisation algorithm has been chosen
A population based stochastic optimization technique

PSO for Halo Matching

- Explore a wide range in the space of solutions
- These kind of algorithms becomes more efficient with a high number of parameters.
- Efficient to avoid local minima.
- Algorithm can be easily run in parallel on a cluster.

High Intensity
Beams

Issues &
Challenges

HI/HP Issues

Beam Losses

11 Matching & Tuning

High Intensity
Developments

Beam Creation

Beam Acceleration

Beam Diagnostics

IPHI

Presentation

Goals

Status

Halo Matching

- Multi-particle optimisation (up to 10^6)
- Numerous parameters (solenoids, quads, cavities,...)
- Non-linear problem
- Possible local minima

Particle Swarm Optimisation algorithm has been chosen

A population based stochastic optimization technique

PSO for Halo Matching

- Explore a wide range in the space of solutions
- These kind of algorithms becomes more efficient with a high number of parameters.
- Efficient to avoid local minima.
- Algorithm can be easily run in parallel on a cluster.

High Intensity
Beams

Issues &
Challenges

HI/HP Issues

Beam Losses

11 Matching & Tuning

High Intensity
Developments

Beam Creation

Beam Acceleration

Beam Diagnostics

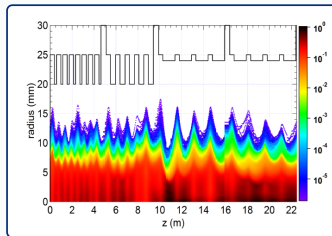
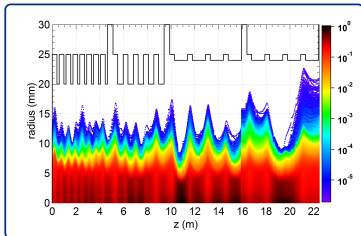
IPHI

Presentation

Goals

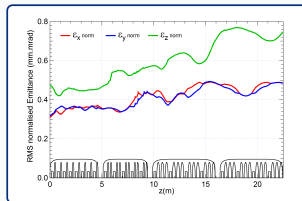
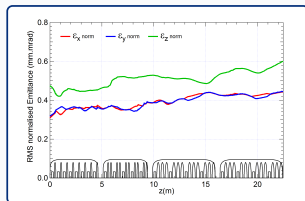
Status

Emittance Matching vs Halo Matching



Emittance/RMS matching

Halo matching



High Intensity
Beams

Issues &
Challenges

HI/HP Issues

Beam Losses

12 Matching & Tuning

High Intensity
Developments

Beam Creation

Beam Acceleration

Beam Diagnostics

IPHI

Presentation

Goals

Status



P.A.P Nghiem *et al*, Laser Part. Beams 32, 10-118 (2014).

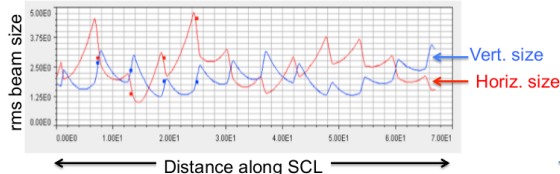
The SNS Experience



"Perhaps it is better to mismatch the core of the beam to allow better transmission (lower beam loss) for the part of the distribution that causes beam loss (i.e. the tails or halo of the beam)."

M.A. Plum

Low-loss tune is mis-matched at beginning of SNS SCL



This is a doublet lattice

The low-loss tune is mis-matched



M.A. Plum.

Challenges Facing High Power Proton Accelerators.
IPAC2013, MOXBB101.

High Intensity
Beams

Issues &
Challenges

HI/HP Issues

Beam Losses

13 Matching & Tuning

High Intensity
Developments

Beam Creation

Beam Acceleration

Beam Diagnostics

IPHI

Presentation

Goals

Status

- 1 Issues & Challenges for High Power Accelerators
- 2 **Developments Dedicated to High Intensity Beams**
 - Beam Creation
 - Beam Acceleration
 - Beam Diagnostics
- 3 The IPHI Project, a High Intensity Proton Injector

High Intensity Beams

Issues & Challenges

HI/HP Issues

Beam Losses

Matching & Tuning

14

High Intensity Developments

Beam Creation

Beam Acceleration

Beam Diagnostics

IPHI

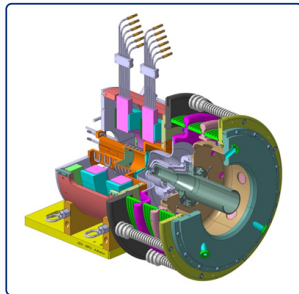
Presentation

Goals

Status

High intensity ion sources

- Developed in Saclay since 1994
- Mainly ECR 2.45 GHz ion sources
- Particles: H^+ , D^+ , He^+ .
- Pulsed to c.w. beam
- Beam intensity from 10 mA to 140 mA
- Projects like SPIRAL 2, FAIR proton linac, IFMIF.
- A "low current" version (SILHI 2, 50 mA) is commercially available (www.panttechnik.com)



**2.45 GHz SILHI ion
source**

High Intensity
Beams

Issues & Challenges

HI/HP Issues

Beam Losses

Matching & Tuning

High Intensity Developments

15

Beam Creation

Beam Acceleration

Beam Diagnostics


IPHI

Presentation


Goals

Status

- Expertise in simulation, RF and mechanics design and tuning of RFQs.
- Design and/or fabrication and/or tuning of the RFQs for LINAC4 and SPIRAL2
- In the coming years, RFQ for ESS: design and realisation of the RFQ, tuning, RF conditioning, beam test with source + LEBT from Catania.
- IPHI is a local R&D project to accelerate a 100 mA cw beam to 3 MeV (see later).



**LINAC 4 RFQ, first beam tests at
CERN in March 2013**



**SPIRAL2 RFQ, installed at GANIL
in October 2014**

High Intensity Beams

Issues & Challenges

HI/HP Issues

Beam Losses

Matching & Tuning

High Intensity Developments

Beam Creation

Beam Acceleration

Beam Diagnostics

IPHI

Presentation

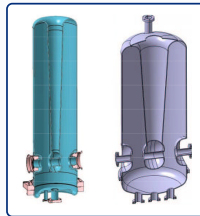
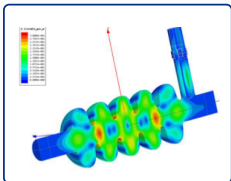
Goals

Status

Superconducting RF Technology



- Based on bulk Niobium, SRF technology is used for most of the linear accelerators since 2000: EU-CARE (SRF, HIPPI), XFEL, ESS, IFMIF, SPIRAL2...
- Simulation, design & realisation of all the critical components: cavities, couplers, tuners.
- All types of cavities: multi-cells, HWR, QWR – Low β , High β .
- R&D programs for high gradient cavities: mechanical and chemical processing, multilayer...



High Intensity Beams

Issues & Challenges

HI/HP Issues

Beam Losses

Matching & Tuning

High Intensity Developments

Beam Creation

Beam Acceleration

Beam Diagnostics

IPHI


Presentation

Goals

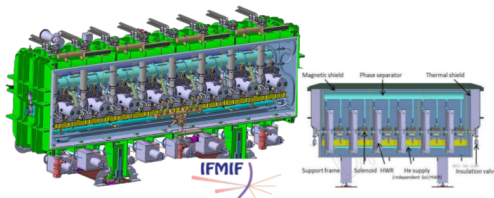
Status

17

From SC Cavities to Cryomodules



- Design of cryomodules for ESS, SPIRAL2, SARAF, IFMIF...
- Coupler, cavity assembly, alignment, cavity insertion into cryostat.
- Infrastructure for cryomodules integration (clean room).
- From prototypes to large series (103 cryomodules for XFEL).



High Intensity
Beams

Issues &
Challenges

HI/HP Issues

Beam Losses

Matching & Tuning

High Intensity
Developments

Beam Creation

Beam Acceleration

Beam Diagnostics

IPHI

Presentation

Goals



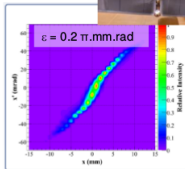

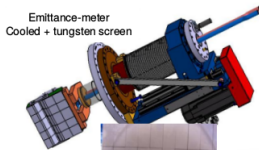
Status

18

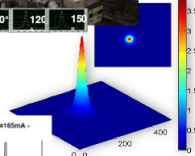
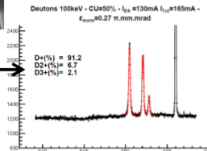
Beam Diagnostics



- Beam characterisation: intensity, position, profile, proportions, emittance, energy, beam losses.
- High beam power: $\sim 10 \text{ kW/cm}^2$.
- Low and high energy.



Measuring proportions using
Doppler shift effect



High Intensity
Beams

Issues &
Challenges

HI/HP Issues

Beam Losses

Matching & Tuning

High Intensity
Developments

Beam Creation

Beam Acceleration

19 Beam Diagnostics

IPHI

Presentation

Goals

Status

- 1 Issues & Challenges for High Power Accelerators
- 2 Developments Dedicated to High Intensity Beams
- 3 **The IPHI Project, a High Intensity Proton Injector**
 - Presentation
 - IPHI Goals
 - IPHI Status

High Intensity Beams

Issues & Challenges

HI/HP Issues
Beam Losses
Matching & Tuning

High Intensity Developments

Beam Creation
Beam Acceleration
Beam Diagnostics

20

IPHI

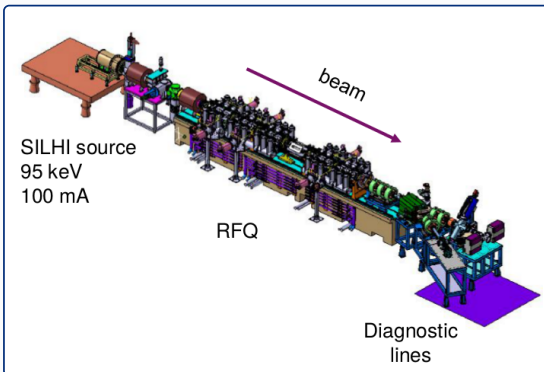
Presentation
Goals
Status

IPHI Scheme and Parameters



Main parameters

- SILHI ion source: 100 mA, 95 keV, cw
- 4-vanes RFQ: 100 mA, 3 MeV, 352 MHz
- Diagnostic line: 100 mA, 3 MeV, beam dump.



High Intensity
Beams

Issues &
Challenges

HI/HP Issues

Beam Losses

Matching & Tuning

High Intensity
Developments

Beam Creation

Beam Acceleration

Beam Diagnostics

IPHI

21

Presentation

Goals

Status

- ❶ Development and validation of beam dynamics codes
 - TraceWin
 - Space Charge compensation simulations
- ❷ Beam characterisation
 - Beam properties for the following accelerating structures
 - ESS and future high current accelerator
- ❸ Development and tests of beam diagnostics that can be used in the future high intensity accelerators
- ❹ Reliability tests and fast re-starting procedures
 - Validation of technological choices
 - Application for Accelerator Driven System
- ❺ Increase the laboratory competences in high intensity/high power accelerator commissioning and tuning
 - Measurement and RF tuning of the RFQ cavity
 - Beam commissioning and operation of high intensity accelerator

High Intensity
Beams

Issues &
Challenges

HI/HP Issues

Beam Losses

Matching & Tuning

High Intensity
Developments

Beam Creation

Beam Acceleration

Beam Diagnostics

IPHI

Presentation

Goals

Status

IPHI Status and Future





Commissioning

- RF conditioning has started: 600 kW has been injected in the RFQ cavity at 1% duty cycle.
- Beam commissioning: end of 2015.

Exploitation

- Proton beam 100 mA @ 3 MeV, cw or pulsed.
- Beginning of 2016: ESS tests (pulsed mode @ 4% d.c.) and replacement of the RF sources.
- End of 2016 and 1st semester of 2017: possible beam availability for neutron production experiments.



High Intensity Beams

Issues & Challenges

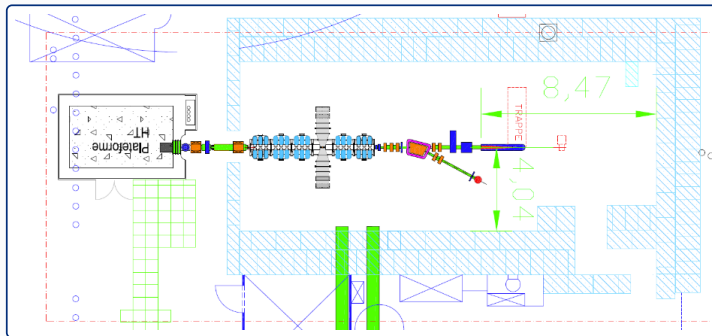
HI/HP Issues
Beam Losses
Matching & Tuning

High Intensity Developments

Beam Creation
Beam Acceleration
Beam Diagnostics

IPHI

Presentation
Goals
Status



- Replace the beam dump with target + moderator + detectors
- Shielding is necessary
- Room for beam rastering on the target (beam dynamics simulations needed) ?

High Intensity Beams

Issues & Challenges

HI/HP Issues
Beam Losses
Matching & Tuning

High Intensity Developments

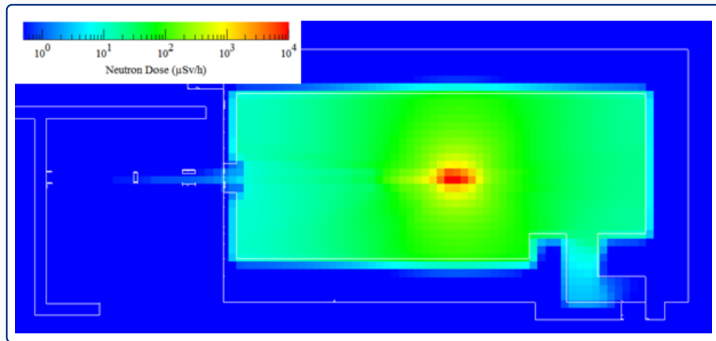
Beam Creation
Beam Acceleration
Beam Diagnostics

IPHI

Presentation

Goals

Status



- Now: Nickel beam dump to limit neutron production
- Neutrons production: $2 \times 10^9 \text{ n.s}^{-1}$ @ full beam power (shielding is needed around the beam dump)
- With Be target $\Rightarrow \approx 2 \times 10^{13} \text{ n.s}^{-1} \dots$

High Intensity Beams

Issues & Challenges

HI/HP Issues
Beam Losses
Matching & Tuning

High Intensity Developments

Beam Creation
Beam Acceleration
Beam Diagnostics

IPHI

Presentation

Goals

Status

Conclusions and Perspectives



Conclusions

- Advanced beam dynamics considerations for high intensity/high power beams.
- Developments and competences on high intensity accelerators in Saclay.
- IPHI beam commissioning should started by the end of 2015.
- Available beam by the end of 2016.

Perspectives

- IFMIF/LIPAc beam commissioning: a high intensity/high power accelerator laboratory.
- Experiment and tests on IPHI for neutrons production: target, moderator, **radio-protection shielding**.
- Increasing interest for compact neutron sources in Saclay (LLB, Irfu...)

High Intensity Beams

Issues & Challenges

HI/HP Issues

Beam Losses

Matching & Tuning

High Intensity Developments

Beam Creation

Beam Acceleration

Beam Diagnostics

IPHI

Presentation

Goals

Status

Conclusions and Perspectives



Conclusions

- Advanced beam dynamics considerations for high intensity/high power beams.
- Developments and competences on high intensity accelerators in Saclay.
- IPHI beam commissioning should started by the end of 2015.
- Available beam by the end of 2016.

Perspectives

- IFMIF/LIPAc beam commissioning: a high intensity/high power accelerator laboratory.
- Experiment and tests on IPHI for neutrons production: target, moderator, **radio-protection shielding**.
- Increasing interest for compact neutron sources in Saclay (LLB, Irfu...)

High Intensity
Beams

Issues &
Challenges

HI/HP Issues

Beam Losses

Matching & Tuning

High Intensity
Developments

Beam Creation

Beam Acceleration

Beam Diagnostics

IPHI

Presentation

Goals

Status

High Intensity Beams

Issues & Challenges

HI/HP Issues

Beam Losses

Matching & Tuning

High Intensity Developments

Beam Creation

Beam Acceleration

Beam Diagnostics

IPHI

Presentation

Goals

Status



Thank you for your attention !