

# Upgrade and Super KEKB

K. Ohmi for superKEKB design group

DAFNE-KEK meeting

11 December, 2008

# Machine parameters (preliminary)

		LoI (updated)	Upgrade (LER/HER)	
Emittance	$\epsilon_x$	24	12/13	nm
	$\epsilon_y$	0.18	0.060/0.066	nm
Beta at IP	$\beta_x^*$	200	200	mm
	$\beta_y^*$	3	3	mm
Beam size at IP* <sup>1</sup>	$\sigma_x^*$	50.0	37.5/39.8	$\mu\text{m}$
	$\sigma_y^*$	1.0	2.11/2.28	$\mu\text{m}$
Bunch length	$\sigma_z$	3	3	mm
Transverse damping time	$\tau_x$	47	84/47	msec
Betatron/synchrotron tune	$\nu_x/\nu_y/\nu_s$	$M+0.506/N+0.545/-0.031$ * <sup>1</sup>	$M+0.505/N+0.550/-0.025$	M,N:integer
Beam Energy	$E_+/E_-$	3.5/8.0	3.5/8.0	
Beam current	$I_+/I_-$	9.4/4.1	9.4/4.1	A
#bunches	$N_b$	5018	5018	
Crossing angle	$2\phi_x$	30 $\rightarrow$ 0 (crab crossing)	30 $\rightarrow$ 0 (crab crossing)	mrاد
Beam-beam* <sup>2</sup>	$\xi_x$	0.135	0.153	
	$\xi_y$	0.215	0.296	
Beam-beam reduction* <sup>3</sup>	$R_{\xi_x}$	0.99	0.99	
	$R_{\xi_y}$	1.11	1.11	
Luminosity reduction* <sup>3</sup>	$R_L$	0.86	0.86	
Luminosity	L	$4.0 \times 10^{35}$	$5.5 \times 10^{35}$	$\text{cm}^{-2}\text{s}^{-1}$

\*<sup>1</sup> include beam-beam effects

\*<sup>2</sup> calculated from luminosity

\*<sup>3</sup> nominal values

Y. Ohnishi

# Comparison of parameters

	KEKB Design (A)	KEKB (achieved)	KEKB upgrade (B)	Gain Factor (B/A)
$\beta_y^*$ (mm)	10	5.9/6.5 (5.9/5.9)	3	3.3
$\xi_y$	0.052	0.056 (0.093)	0.296	
$R_{\xi_y}$	0.885	0.879(1.15)	1.11	
$\xi_y/R_{\xi_y}$	0.059	0.063(0.081)	0.267	4.5
$I_{\text{beam}}$ (H/L) (A)	1.1/2.6	1.45/1.8 (0.95/1.62)	4.1/9.4	3.6
$R_L$	0.845	0.715(0.827)	0.86	1.02
Luminosity ( $10^{34}$ $\text{cm}^{-2} \text{s}^{-1}$ )	1	1.71 (1.46)	55	55
$\sigma_z$ (mm)	4	( ): with crab	3	

# Bunch length

- Mechanism

- Potential-well distortion
- Micro-wave instability
- CSR

- KEKB (Measurement)

- HER

- $\sim 6.8\text{mm}@0.45\text{mA}$ , 13MV
- $\sigma_z(\text{cal}) = 5.2\text{mm}@0\text{mA}$ , 13MV

- LER

- $\sim 6.5\text{mm}@0.95\text{mA}$ , 8MV
- $\sigma_z(\text{cal}) = 4.7\text{mm}@0\text{mA}$ , 8MV

- KEKB upgrade (Design)

- HER

- $3\text{mm}@0.82\text{mA}$

- LER

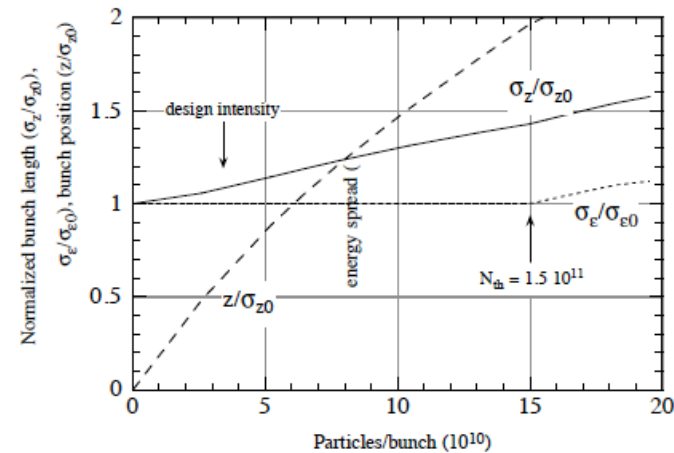


Figure 5.6: Bunch length and energy spread in the LER.

Careful design of vacuum components including chamber radius is still going on.

In the KEKB upgrade, vacuum components should be redesigned and replaced.

# MAXWELL'S EQUATIONS

K. OIDE

$$\frac{\partial}{\partial r} \frac{1}{r} \frac{\partial r E_r}{\partial r} + \frac{1}{r^2} \frac{\partial^2 E_r}{\partial \phi^2} + \frac{\partial^2 E_r}{\partial y^2} - \frac{1}{c^2} \frac{\partial^2 E_r}{\partial t^2} - \frac{2}{r^2} \frac{\partial E_\phi}{\partial \phi} = \frac{1}{\epsilon_0} \frac{\partial \rho}{\partial r}$$
$$\frac{\partial}{\partial r} \frac{1}{r} \frac{\partial r E_\phi}{\partial r} + \frac{1}{r^2} \frac{\partial^2 E_\phi}{\partial \phi^2} + \frac{\partial^2 E_\phi}{\partial y^2} - \frac{1}{c^2} \frac{\partial^2 E_\phi}{\partial t^2} + \frac{2}{r^2} \frac{\partial E_r}{\partial \phi} = \frac{1}{\epsilon_0} \left( \frac{1}{r} \frac{\partial \rho}{\partial \phi} + \frac{1}{c} \frac{\partial \rho}{\partial t} \right)$$

$$\rho \propto \delta(r - R) \delta(y) \exp(ik(R\phi - ct))$$

$$E_{r,\phi} = \bar{E}_{r,\phi}(\phi) \exp(ik(R\phi - ct))$$

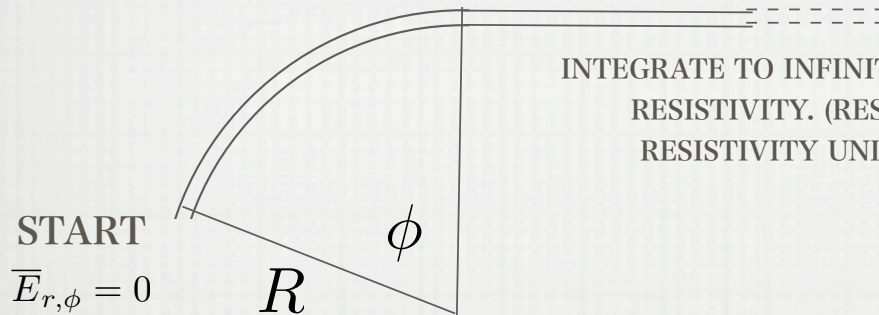
$$\bar{E}_r = \bar{E}_r + \bar{E}_{r0} ,$$

$$\frac{\partial}{\partial r} \frac{1}{r} \frac{\partial r \bar{E}_{r0}}{\partial r} + \frac{\partial^2 \bar{E}_{r0}}{\partial y^2} = \frac{1}{\epsilon_0} \frac{\partial \rho}{\partial r}$$

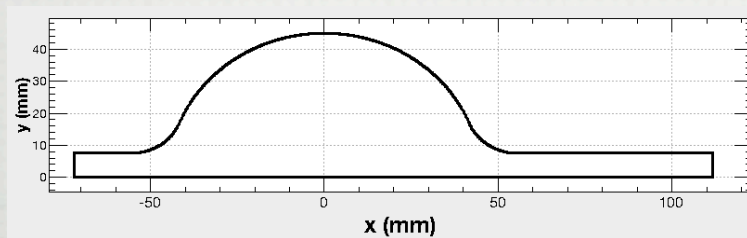
★ IGNORE  $\frac{\partial^2 \bar{E}}{\partial \phi^2}$  TERMS (AGOH-YOKOYA)

# RESULTS(2): SUPERKEKB ANTECHAMBERS

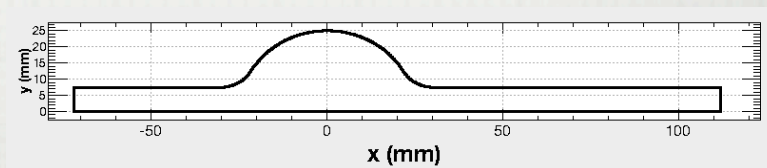
K. OIDE



INTEGRATE TO INFINITY, ASSUMING DAMPING BY SURFACE  
RESISTIVITY. (RESULT DOES NOT DEPEND ON THE  
RESISTIVITY UNLESS DAMPING IS TOO STRONG.)



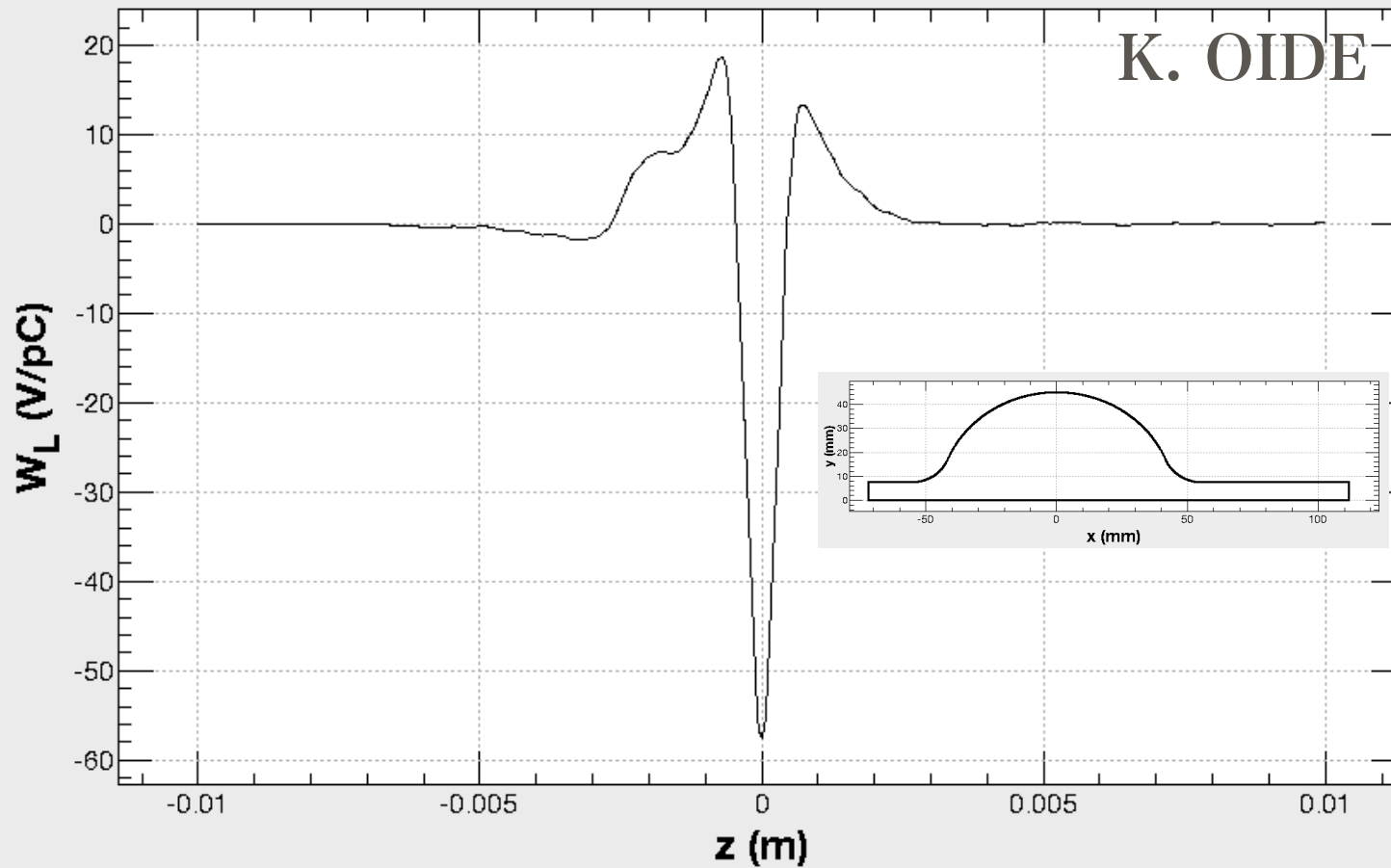
$a = 45$  mm



$a = 25$  mm

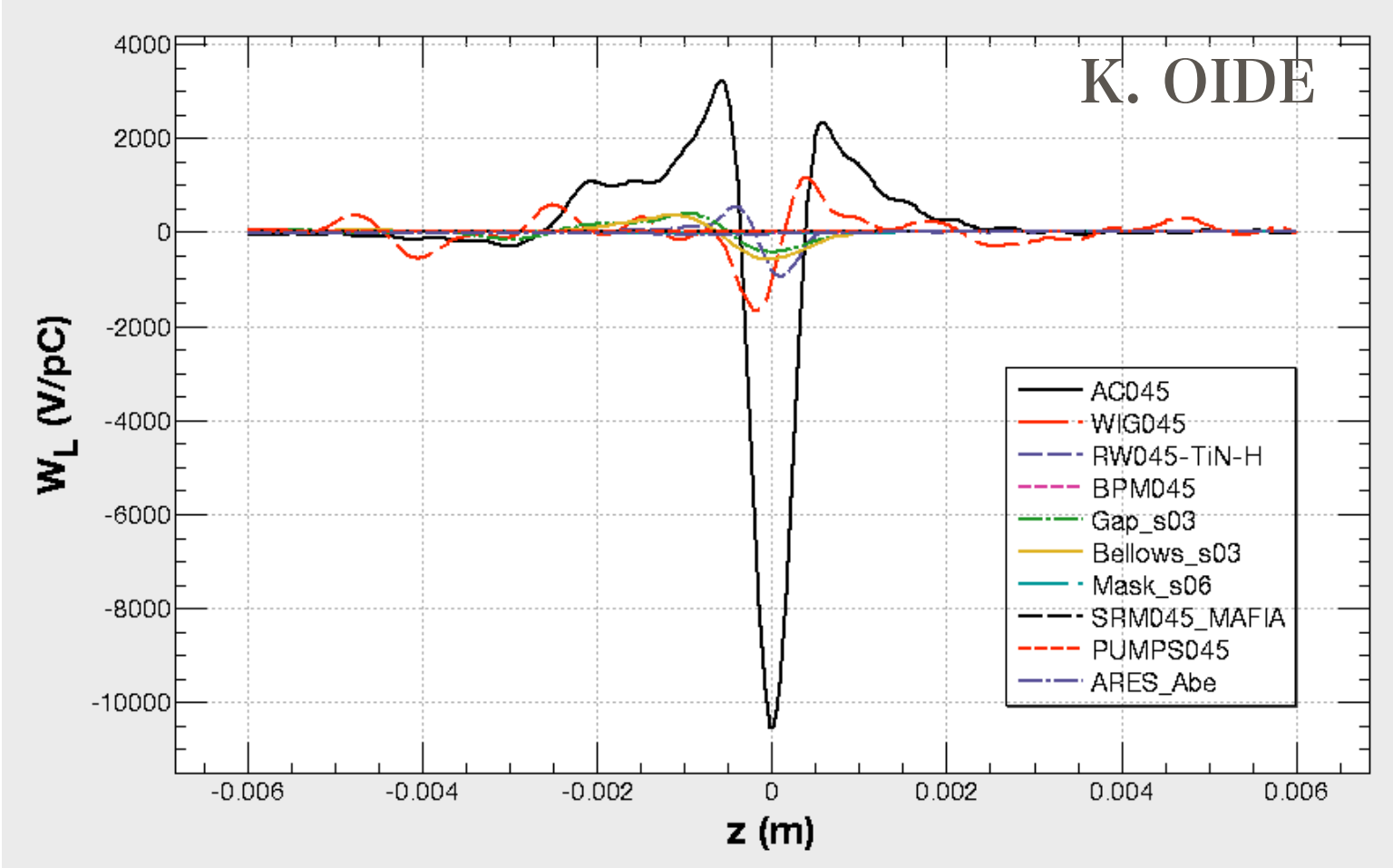
CROSS SECTIONS BY SUETSUGU

$\text{rac} = 45 \text{ mm}$ ,  $\text{rho} = (\text{B2P}) \text{ m}$ ,  $\text{s} = (\text{B2P}) + (\text{res})$ ,  $\text{sigz} = 0.3 \text{ mm}$ ,  
 $\text{omax} = 3.5/\text{sigz}$ ,  $\text{nomega} = 32$ ,  $\text{varmesh} (\text{dlim}/4)$



2 SEP 2008

# 45 mm All



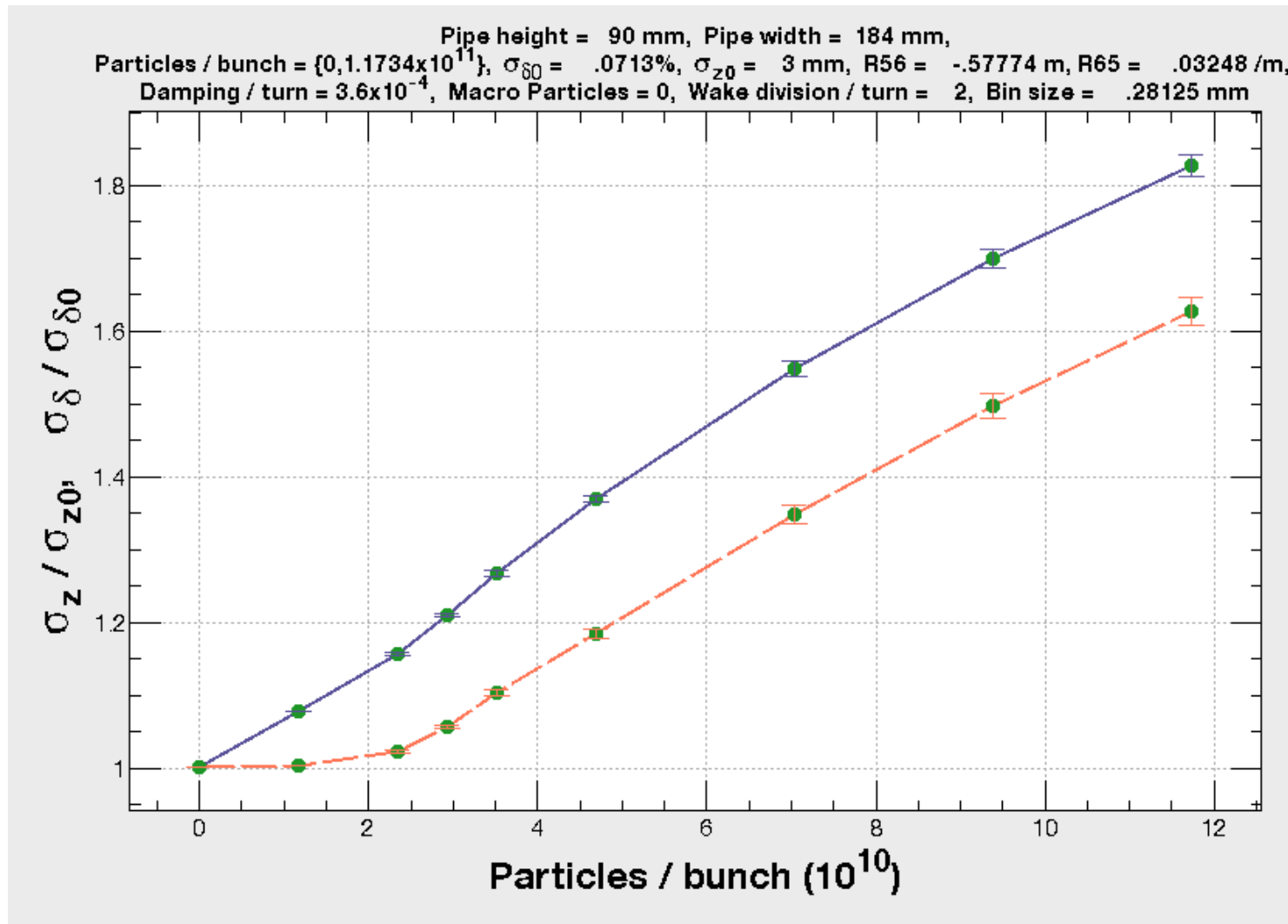
K. OIDE

23 Sep 2008



# All wakes, incl. wigglers

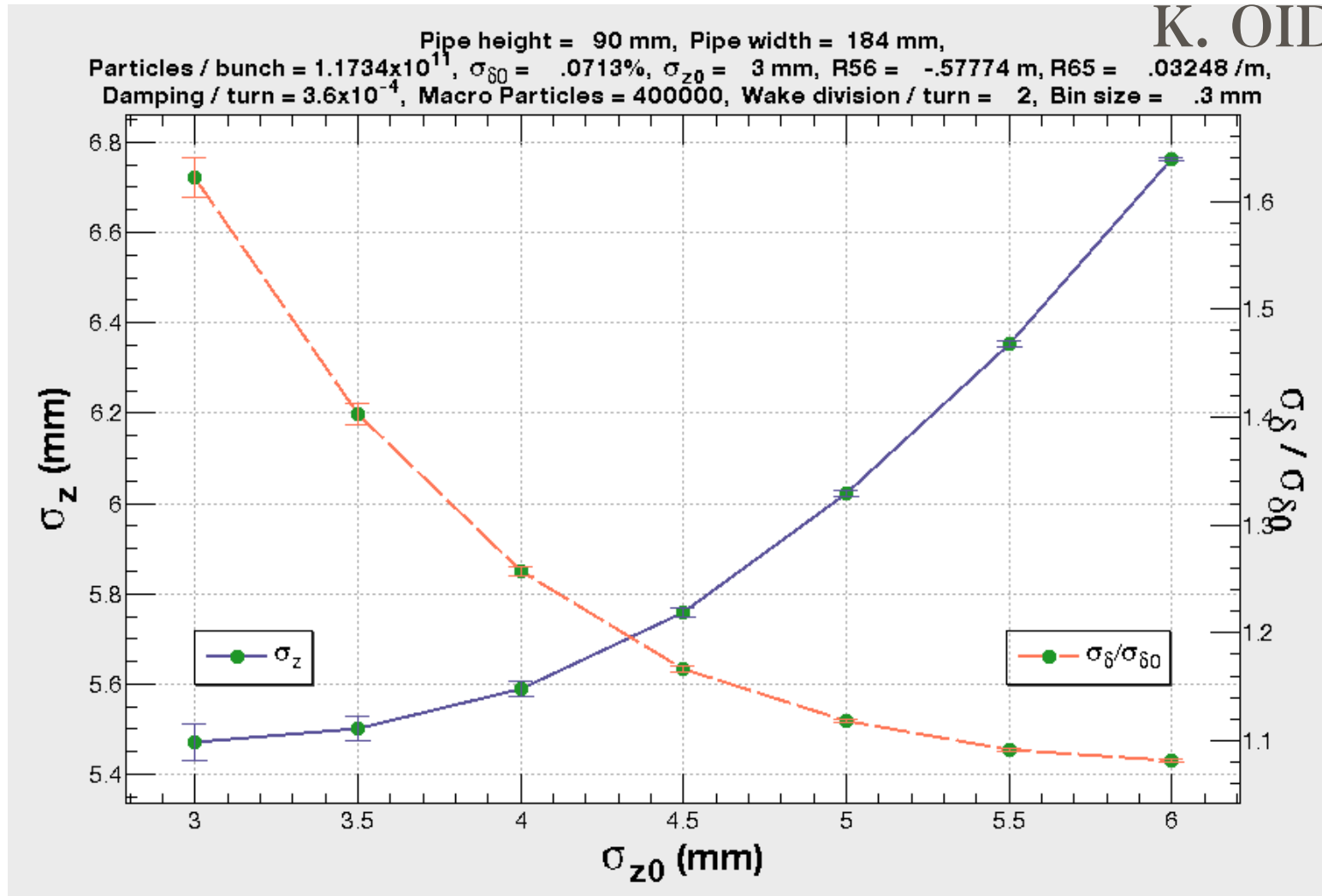
K. OIDE



23 Sep 2008

# All wakes (45 mm), incl. wigglers

K. OIDE

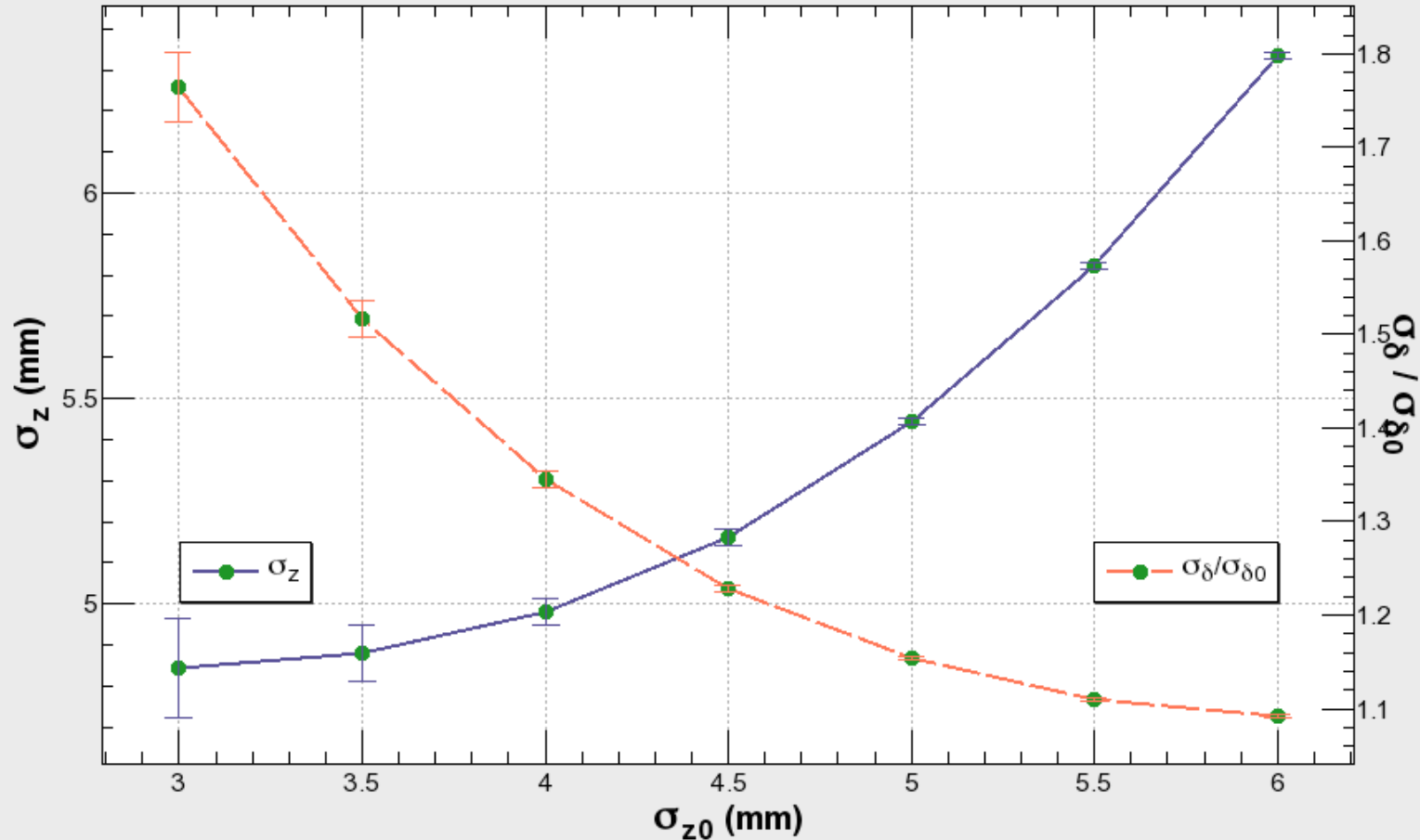


26 Sep 2008

# All wakes (45 mm), incl. wigglers negative alpha

K. OIDE

Pipe height = 90 mm, Pipe width = 184 mm,  
Particles / bunch =  $1.1734 \times 10^{11}$ ,  $\sigma_{\delta 0} = .0713\%$ ,  $\sigma_{z0} = 3$  mm, R56 = .57774 m, R65 = -.03248 /m,  
Damping / turn =  $3.6 \times 10^{-4}$ , Macro Particles = 400000, Wake division / turn = 2, Bin size = .3 mm

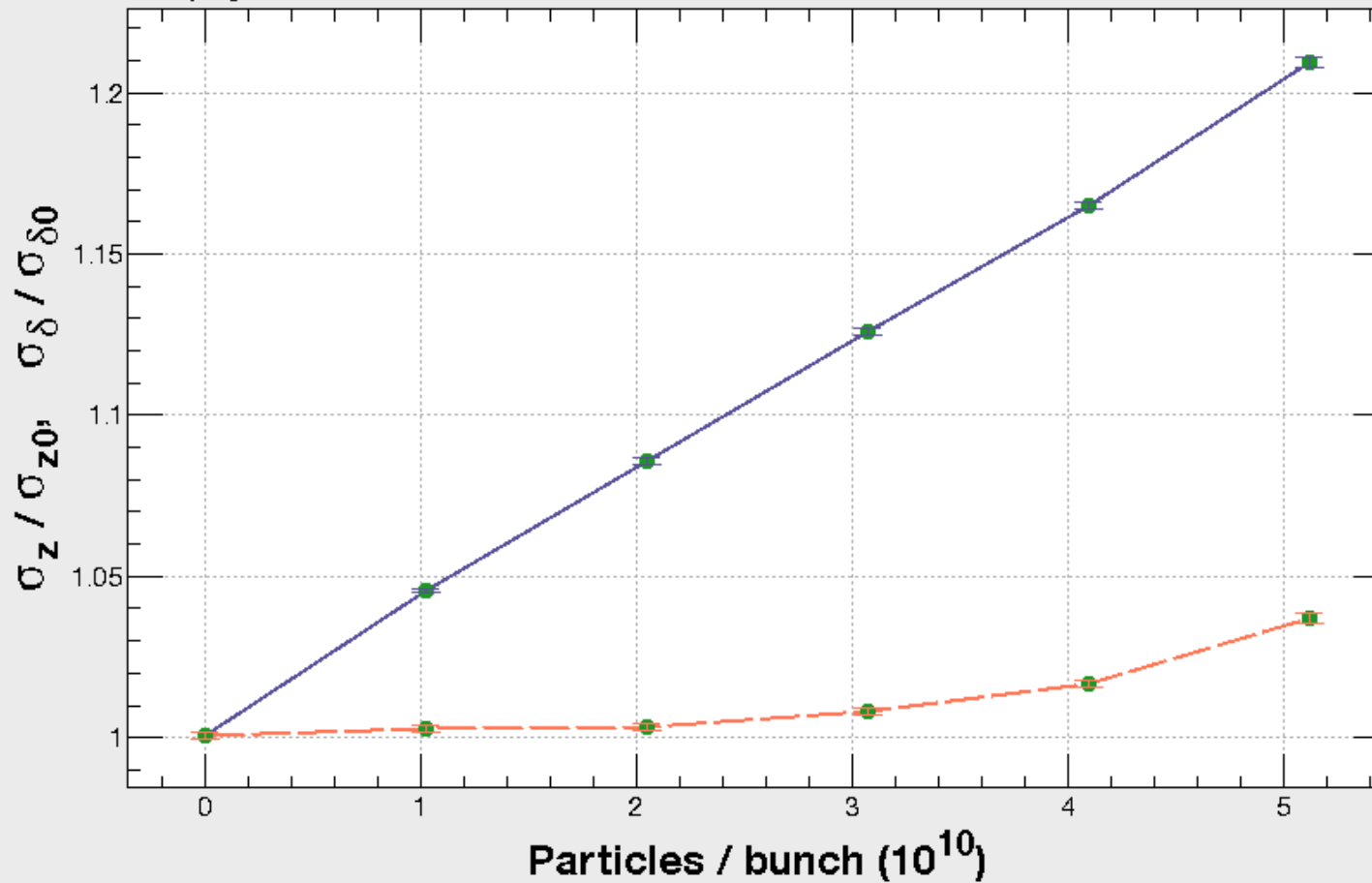


9 Oct 2008

# HER

# K. OIDE

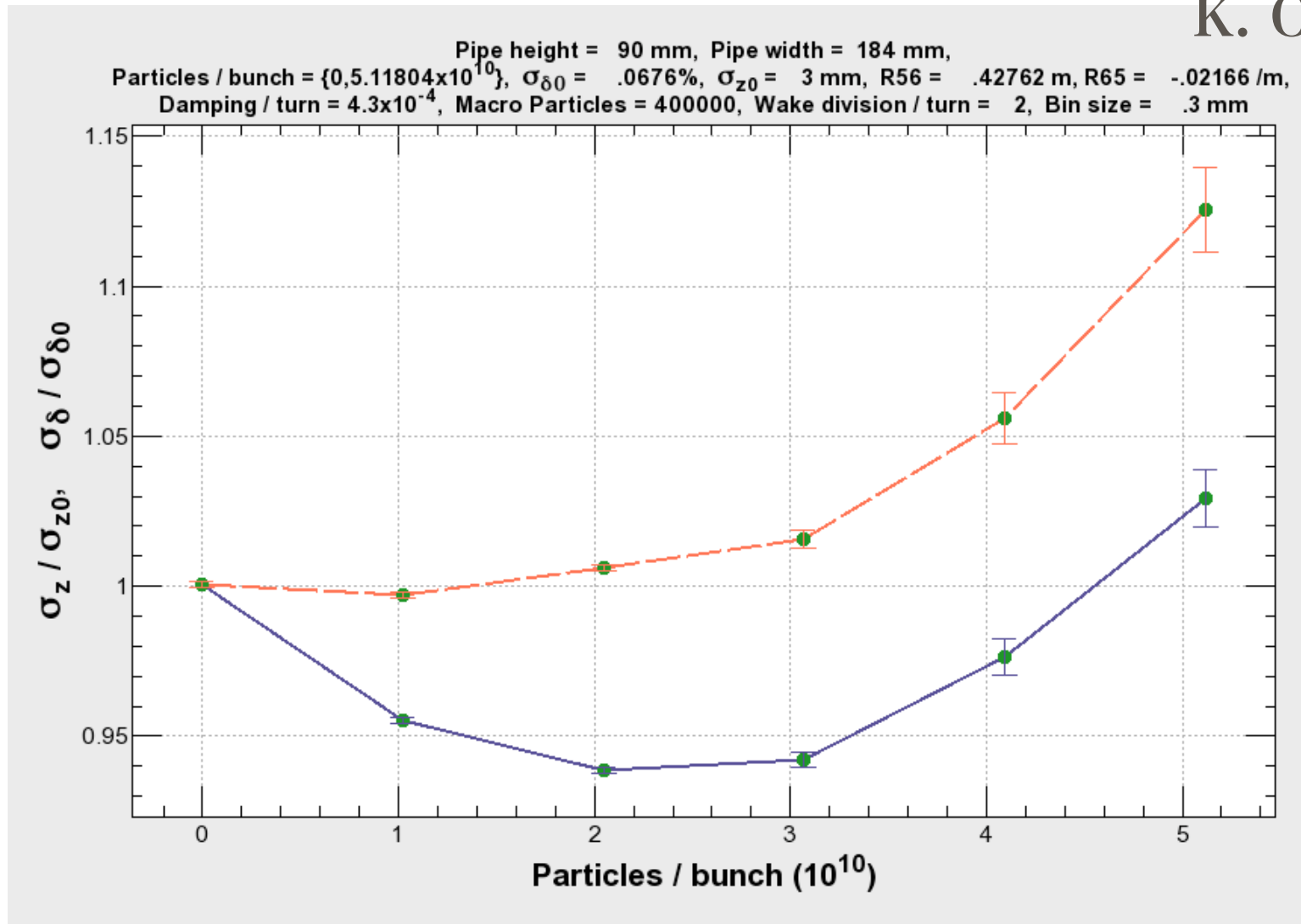
Pipe height = 90 mm, Pipe width = 184 mm,  
Particles / bunch = {0, 5.11804x10<sup>10</sup>},  $\sigma_{\delta 0} = .0676\%$ ,  $\sigma_{z0} = 3$  mm, R56 = -.42762 m, R65 = .02166 /m,  
Damping / turn = 4.3x10<sup>-4</sup>, Macro Particles = 400000, Wake division / turn = 2, Bin size = .3 mm



26 Sep 2008

# HER negative alpha

K. OIDE



9 Oct 2008

# Tentative Design Parameters

K. OIDE

		zero bunch current	design bunch current	
LER	sigz	5	6	mm
	sige	7.1	8.0	$10^{-4}$
LER neg. alpha	sigz	4.5	5.3	mm
	sige	7.1	8.5	$10^{-4}$
HER	sigz	3	3.6	mm
	sige	6.8	7.0	$10^{-4}$
HER neg. alpha	sigz	3	3.1	mm
	sige	6.8	7.7	$10^{-4}$

# Luminosity optimization under the bunch length limit

- Using travel focus only in LER
- Different  $\beta$ ,  $\varepsilon$  for two beams.
- Longer damping time of LER, 8000 (LER) and 4000 turns(HER).
- $\beta_x=0.2\text{m}$  or  $0.4\text{m}$ .

# Parameters

$\beta_x$ (m)	0.2	0.4
$\beta_y$ (mm)	6 <sub>H</sub> /3 <sub>L</sub>	6 <sub>H</sub> /3 <sub>L</sub>
$\varepsilon_x$ (nm)	12/20	12/20
$\tau / T_0$	4000/8000	4000/8000
$\sigma_z$ (mm)	3.5/6	3.5/6
L	$5 \times 10^{35}$	$3-4 \times 10^{35}$



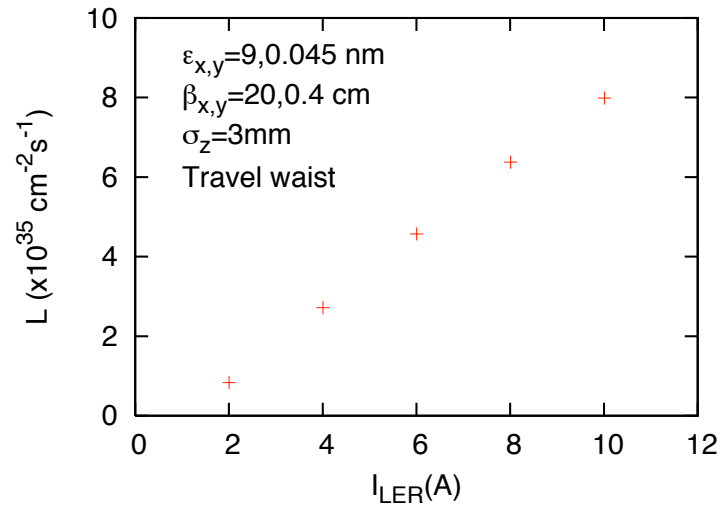
# Physics of extreme high tune spreading nonlinear system

- Suppression of the incoherent emittance growth
- Emittance growth, chaos and degree of freedom of motion. Decreasing the degree of freedom suppresses slow emittance growth
- Equilibrium emittance, Equilibrium between diffusion rates and radiation damping

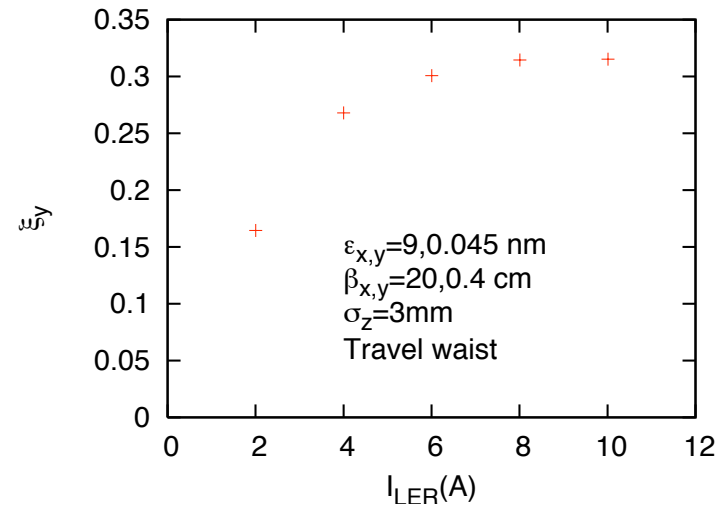
$$\varepsilon_y = (\langle \Delta x^2(\text{radiation}) \rangle + \langle \Delta x^2(\text{fundamental}) \rangle + \langle \Delta x^2(\text{crossing angle}) \rangle + \langle \Delta x^2(\text{errors}) \rangle) \tau_x / 2T_0$$

# Extremely high beam-beam tune shift

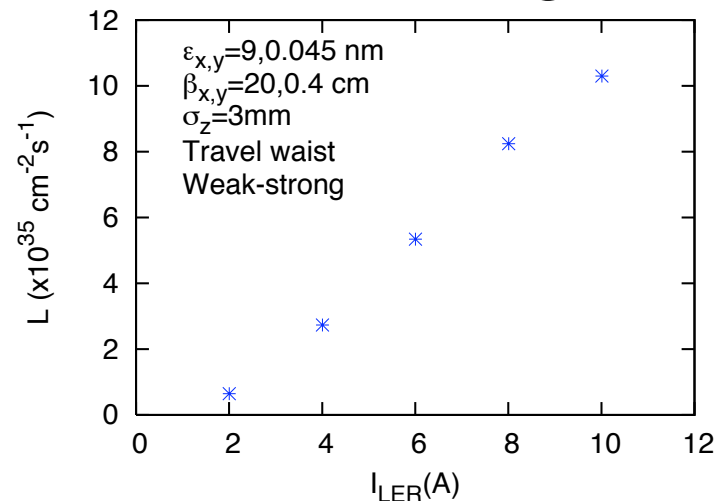
- Strong-strong



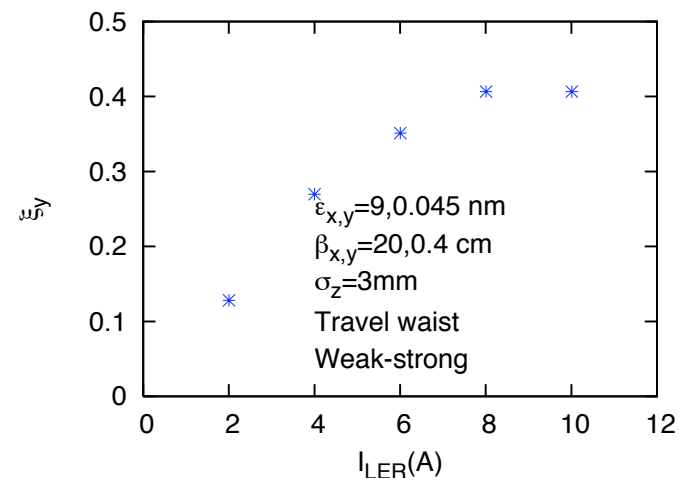
$\xi \sim 0.3$



- weak-strong



$\xi \sim 0.4$



# Waist control-I traveling focus

$$\mathbf{M}_{IP} = e^{:H_I:} \mathbf{M}_{bb} e^{-:H_I:}$$

$$H_I = \frac{a}{2} p_y^2 z$$

$$\bar{y} = y + \frac{\partial H_I}{\partial p_y} = y + azp_y \quad \bar{\delta} = \delta - \frac{\partial H_I}{\partial z} = \delta - \frac{a}{2} p_y^2$$

- Linear part for y. z is constant during collision.

$$\begin{pmatrix} \bar{\beta} & \bar{-\alpha} \\ -\bar{\alpha} & \bar{\gamma} \end{pmatrix} = T \begin{pmatrix} \beta & -\alpha \\ -\alpha & \gamma \end{pmatrix} T^t = \begin{pmatrix} \beta + \frac{a^2 z^2}{\beta} & \frac{az}{\beta} \\ \frac{az}{\beta} & \frac{1}{\beta} \end{pmatrix} \quad \alpha=0$$

$$T = \begin{pmatrix} 1 & az \\ 0 & 1 \end{pmatrix}$$

## Waist position for given $z$

- Variation for  $s$

$$M(s) \begin{pmatrix} \beta + \frac{a^2 z^2}{\beta} & \frac{az}{\beta} \\ \frac{az}{\beta} & \frac{1}{\beta} \end{pmatrix} M^t(s) = \begin{pmatrix} \beta + \frac{(s + az)^2}{\beta} & \frac{s + az}{\beta} \\ \frac{s + az}{\beta} & \frac{1}{\beta} \end{pmatrix}$$

- Minimum  $\beta$  is shifted  $s = -az$

# Crabbing beam in sextupole

- Crabbing beam in sextupole can give the nonlinear component at IP
- Traveling waist is realized at IP.

$$H_I = \frac{a}{2} p_y^2 z$$

- At the sextupole position

$$z^* = \sqrt{\frac{\beta_x(s)}{\beta_x^*}} \theta x(s)$$

$$K_2 = \frac{1}{2} \frac{B'' L}{p/e} \approx \frac{1}{\theta} \frac{1}{\beta_y^* \beta_y} \sqrt{\frac{\beta_x^*}{\beta_x}} \quad K_2 \sim 30-50$$

- The same strength as the crab waist sextupole

# Travel waist in the weak-strong model

- Reduction of z degree of freedom

$$\mathbf{x}(+0) = S \exp \left[ - : \int_{-\Delta}^{\Delta} V_0^{-1}(s_i) H_{bb} V_0(s_i) ds_i : \right] \mathbf{x}(-0), \quad s_i(z) = \frac{z - z_i}{2}$$

$$\begin{aligned} V_0(s) &\equiv V_0(s, 0) = S \exp \left[ - : \int_0^s H_0 ds : \right] \\ &= \prod_{i=\pm} \exp \left[ - : \frac{p_{x,i}^2 + p_{y,i}^2}{2} s : \right], \end{aligned}$$

- Travel focus

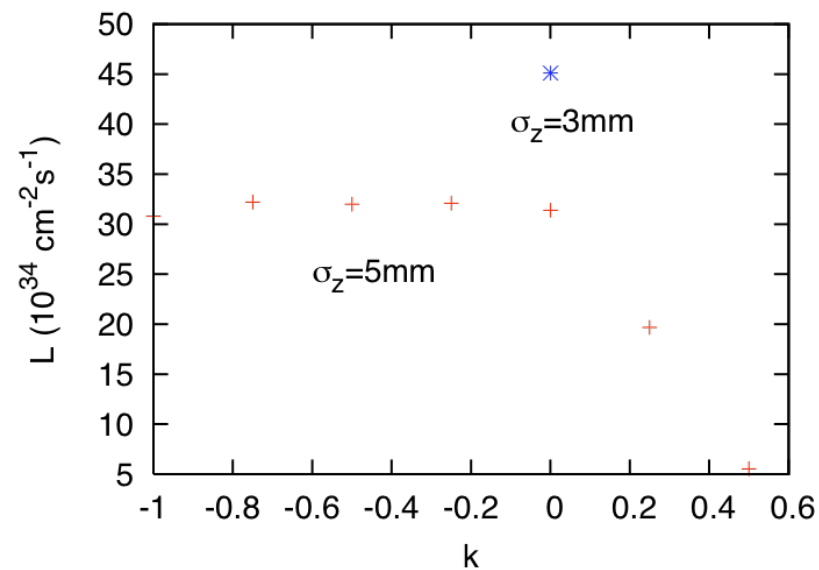
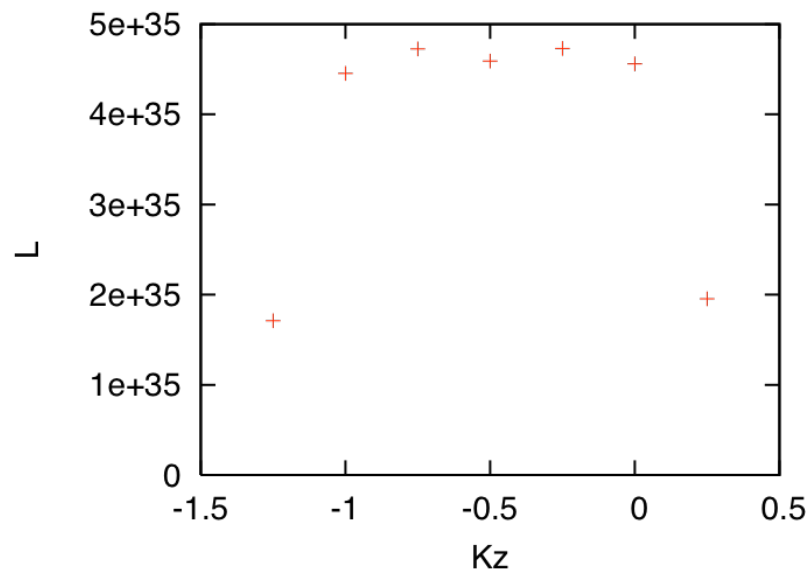
$$\begin{aligned} \mathbf{x}(+0) &= e^{-H_I(z)} S \exp \left[ - : \int_{-\Delta}^{\Delta} V_0^{-1}(s_i(z)) H_{bb} V_0(s_i(z)) ds_i : \right] e^{H_I(z)} \mathbf{x}(-0) \\ &\approx S \exp \left[ - : \int_{-\Delta}^{\Delta} V_0^{-1}(z_i/2) H_{bb}(\mathbf{x}) V_0(z_i/2) ds_i : \right] \mathbf{x}(-0) \end{aligned}$$

- This transformation does not include z.
- This beam-beam system is two degree of freedom (x-y).

# Travel focusing results

- $\sigma_{z,HL}=3\text{mm}$ ,  $\beta_y=3\text{mm}$ ,  
 $\varepsilon_x=18/24\text{nm}$

- $\sigma_{z,HL}=5\text{mm}$ ,  $\beta_y=3\text{mm}$ ,  
 $\varepsilon_x=18/24\text{nm}$

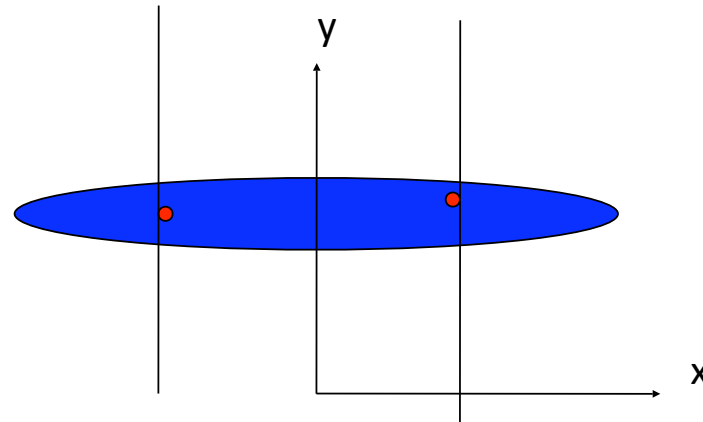


Travel focus does not give extreme high performance for the luminosity, though the integrability of the beam-beam system improves.

## The extreme reduction of the vertical diffusion

### Approach to $\nu_x=0.5$

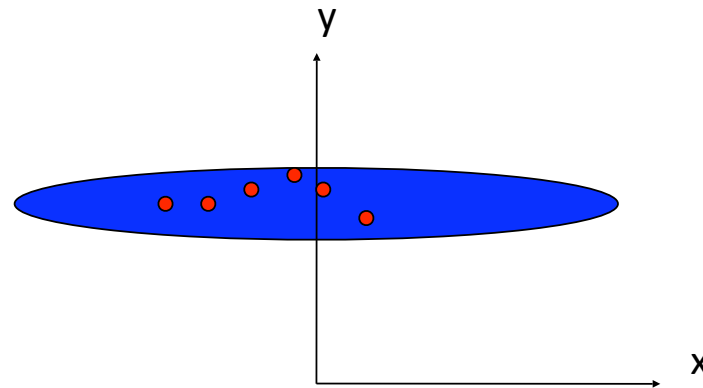
- Particles collide with fixed charged distribution at  $x$  and  $-x$  alternately.
- Since  $F_y(x,y)=F_y(-x,y)$ , motion is on  $y$ - $p_y$  phase space.
- The system is reduced to one dimensional motion, with the result that very high beam-beam parameter is realized.





$$\nu_x = 0.5 + \alpha$$

- Since  $\langle p_x^2 \rangle$  diverges at  $\nu_x = 0.5$ , an accelerator is operated at  $\nu_x = 0.5 + \alpha = 0.505$  (KEKB).
- $X$  varies slowly.
- The potential and vertical force vary slowly for the variation of  $X$ .
- Particles experience  $y$ - $p_y$  phase space with changing potential adiabatically. Vertical emittance approximately conserved.



# Near the half integer tune in Horizontal

- Transformation

$$x_{n+1} = \left(1 - \frac{\mu_x^2}{2}\right) x_n + \beta_x \mu_x p_{x,n}$$

$$x(n) = (-1)^n x_n$$

$$p_{x,n+1} = -\mu_x x_n + \left(1 - \frac{\mu_x^2}{2}\right) p_{x,n} - F_x(x_{n+1}, y_{n+1})$$

$$\mu_x = 2\pi(\nu_x - 0.5)$$

$$F(-x, y) = -F(x, y)$$

~~$$F_x(x, y) = F_x(x, 0) + \frac{\partial F_x}{\partial y} \Big|_{y=0} y + \frac{1}{2} \frac{\partial^2 F_x}{\partial y^2} \Big|_{y=0} y^2$$~~

$$\frac{\partial F_x}{\partial y} \Big|_{y=0} = 0$$

$$\frac{1}{2} \frac{\partial^2 F_x}{\partial y^2} \Big|_{y=0} y^2 \approx F_x(x, y) \times \frac{\sigma_y}{\sigma_x}$$

# Vertical motion

- Vertical map

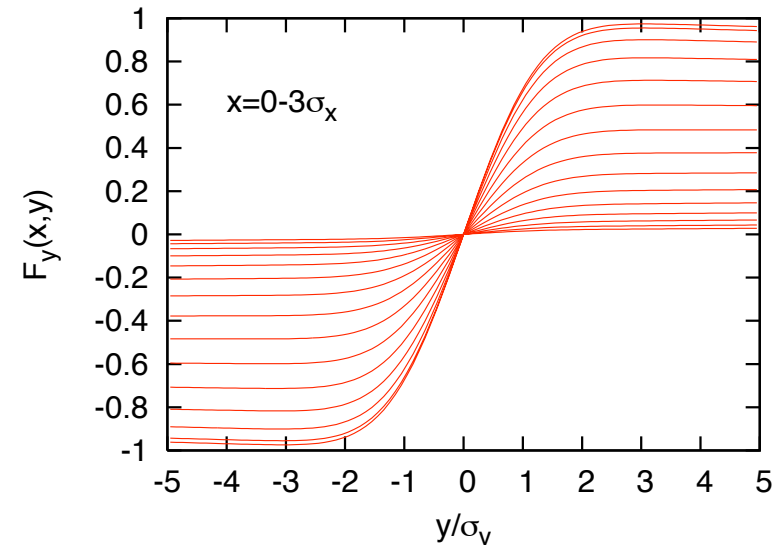
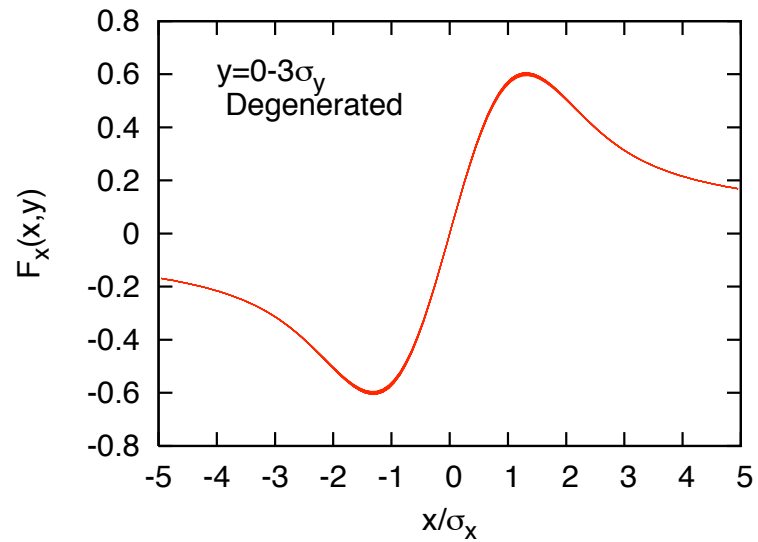
$$y(n+1) = \cos \mu_y y(n) + \beta_y \sin \mu_y p_y(n)$$

$$p_y(n+1) = -\frac{1}{\beta_y} \sin \mu_y y(n) + \cos \mu_y p_y(n) - F_y(x(n+1), y(n+1))$$

$$F_y(\bar{x} + x_r, y) = F_y(\bar{x}, y) + \frac{1}{2} \left. \frac{\partial^2 F_y}{\partial x^2} \right|_{x=\bar{x}} \langle x_r^2 \rangle + \dots$$

- $F_y$  fluctuates due to
- If horizontal motion is chaotic, stochasticity of the vertical motion increases, with the result that emittance growth is enhanced.

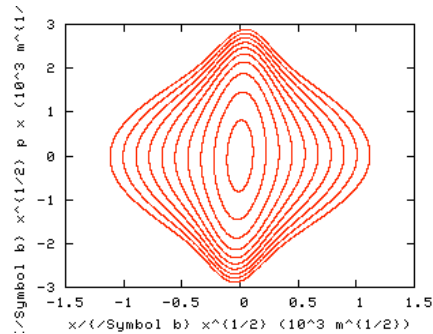
- Beam-beam force for a flat beam,  $\sigma_x/\sigma_y=100$ .



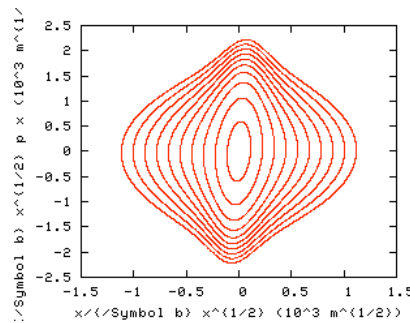
# Horizontal motion

- $y=0 \mu\text{m}$

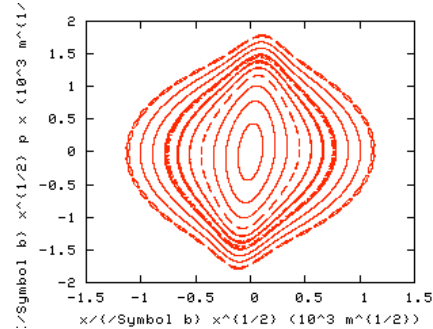
- 0.505



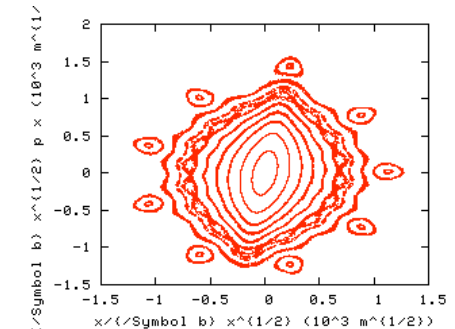
- 0.510



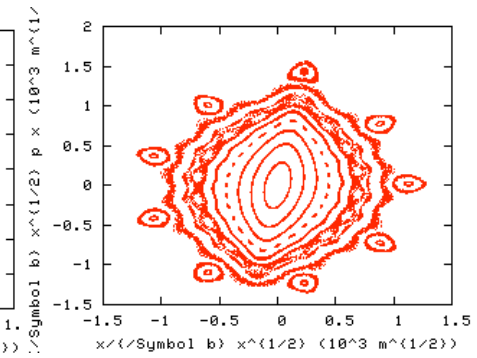
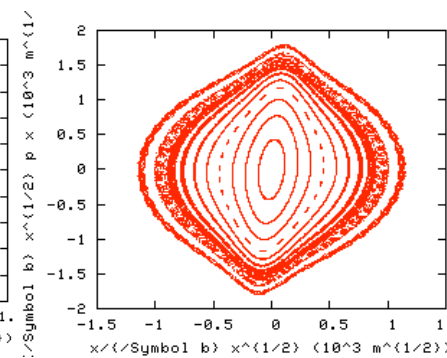
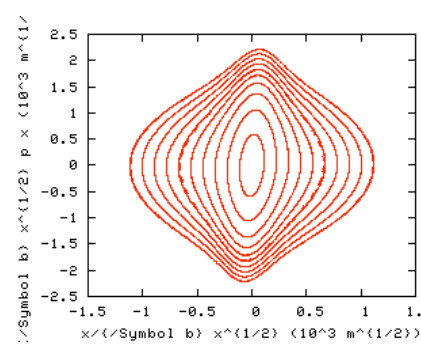
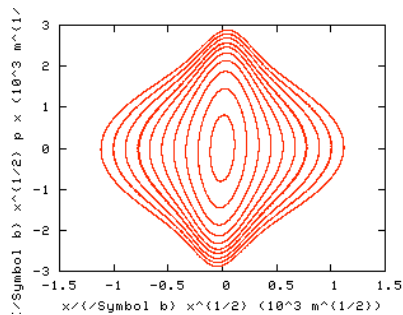
- 0.520



- 0.550



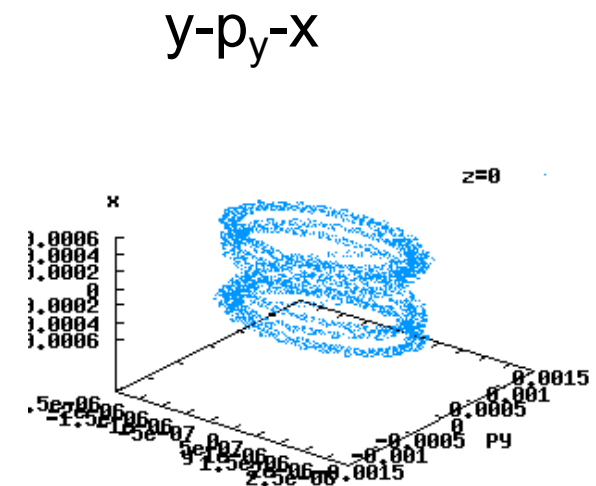
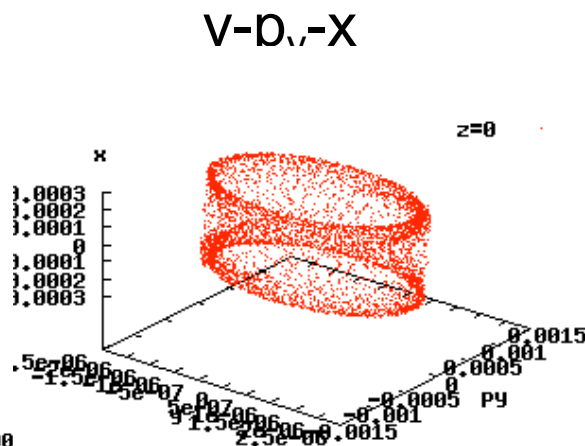
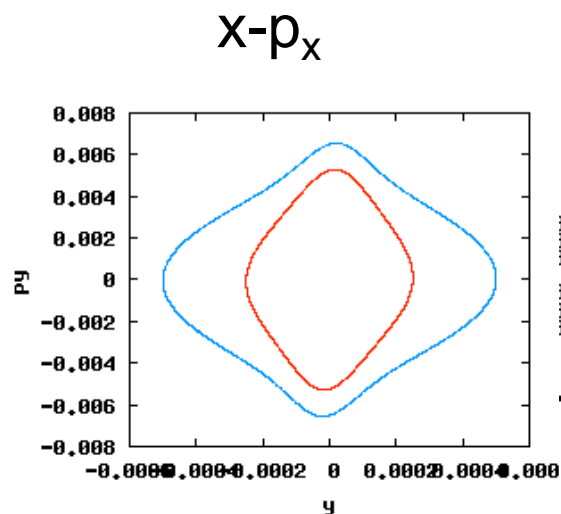
- $y=2 \mu\text{m}$



- The figures are roughly independent of  $y$ .

$$v_x = 0.505$$

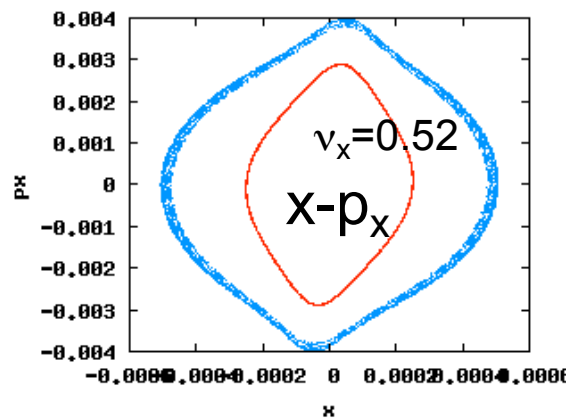
- X motion is clearly solved at  $v_x = 0.505$ .
- Y motion is bound on surface. No emittance growth.



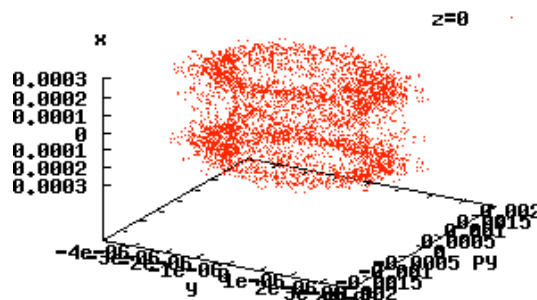
Horizontal tune near the half integer is better for luminosity.

# $\nu_x=0.55$ and $0.6$

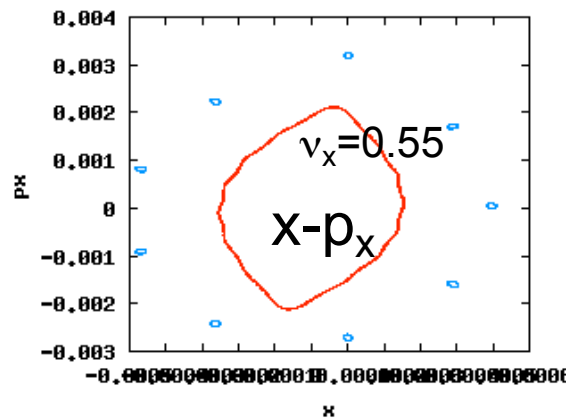
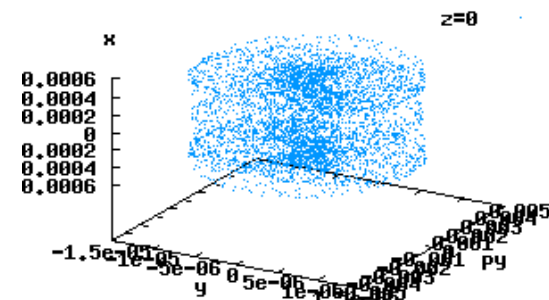
- When  $\nu_x=0.55, 0.6$ , x motion is chaotic. y motion is strongly chaotic, emittance growth.



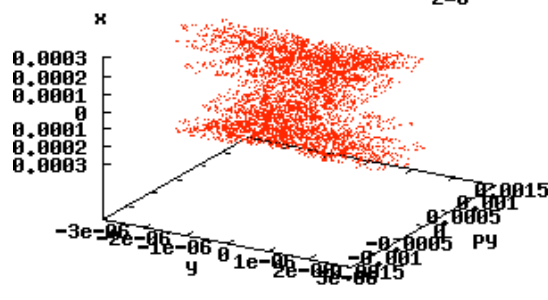
v-p<sub>x</sub>-x




y-p<sub>y</sub>-x



y-p<sub>y</sub>-x

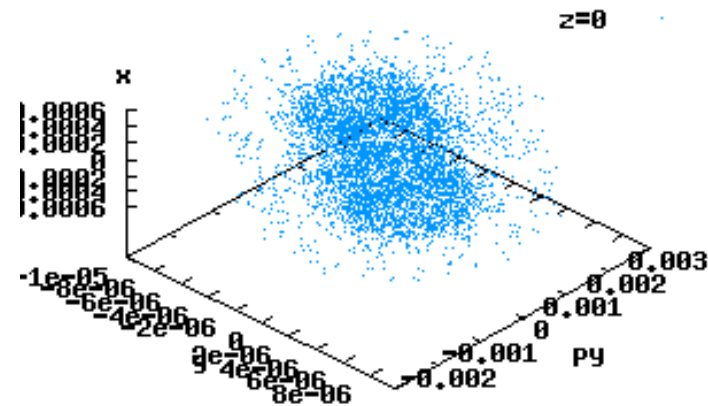
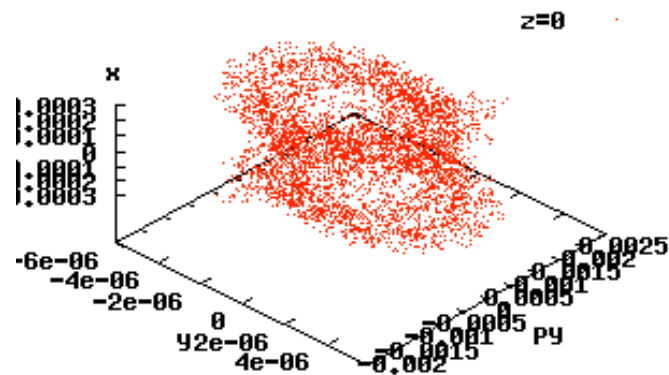
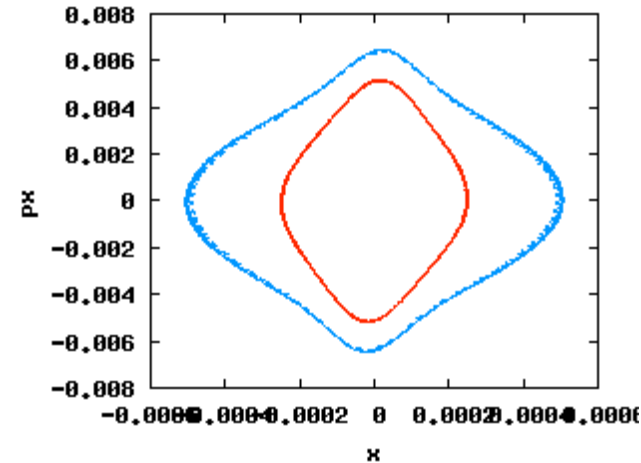


y-p<sub>y</sub>-x



# x-y coupling, $\nu_x=0.505$

- $R1=3.17e-3$ ,  
 $R2=-0.22e-3$ ,  
 $R3=0.059$ ,  $R4=0.025$   
(1 unit of KEKB knob scan)

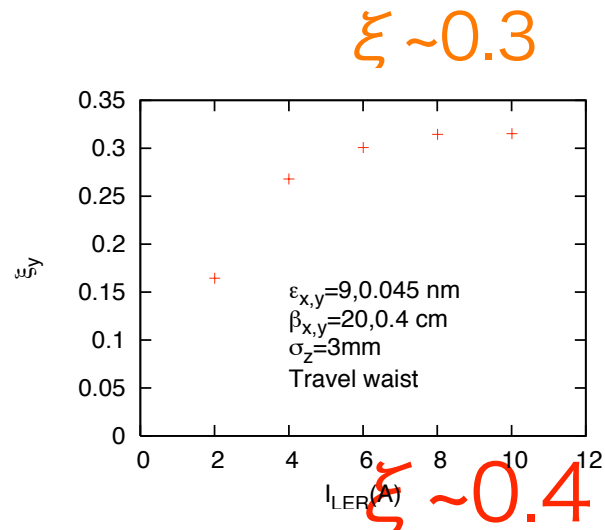
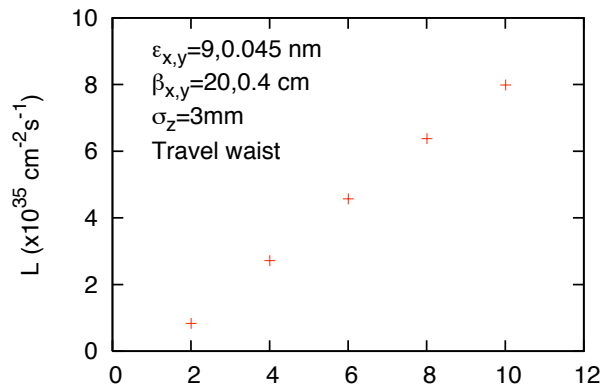




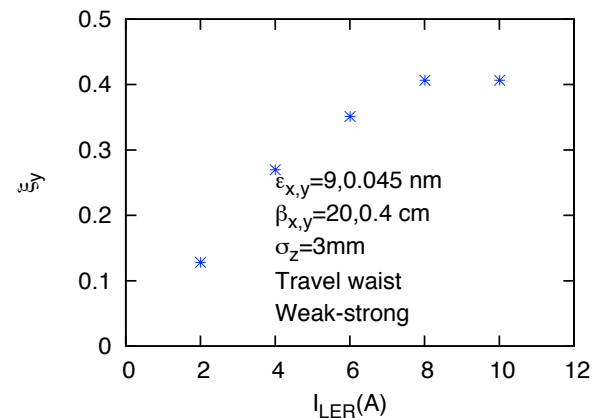
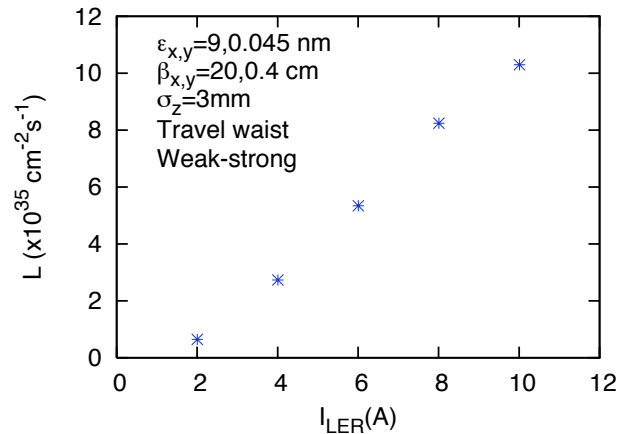
# Extremely high beam-beam tune shift

Achieved by the reduction of the degree of freedom

- Strong-strong



- weak-strong

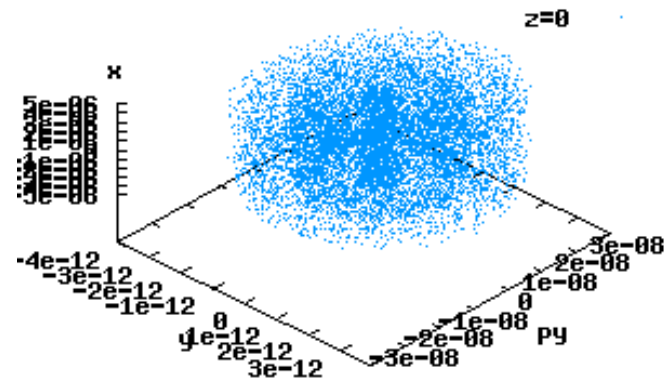
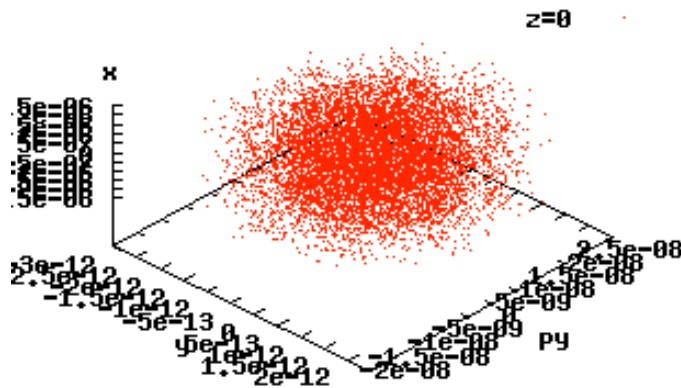
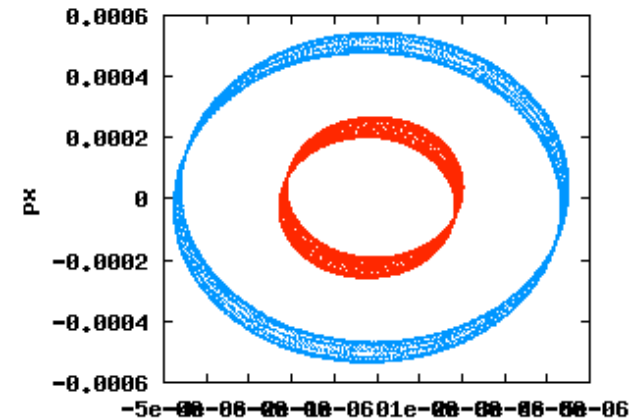


# SuperBunch-crab waist option

- We have some difficulties to go the scheme with keeping the present luminosity.
- To increase the luminosity step by step,  $\beta_x$  at IP should be reduced, with keeping  $\varepsilon_x$ .
- Low  $\beta_x$  had been tried a long ago. In present KEKB,  $\beta_x < 0.5\text{m}$  seems to be difficult to inject the beam, though dynamic  $\beta$  may affect.
- Operation far from 0.5 was also difficult for the present current.
- However we should try low  $\beta_x$  at another tune operating point far from 0.5 again.

# Phase space trajectory for crab waist scheme, $z=0$

- $x$ - $p_x$  motion is near integrable for  $z=0$ .
- $y$ - $p_y$ - $x$  ( $z=0$ ) is not integrable.



## parameters of several cases

	Super KEKB	Normal $\epsilon$	LER low- $\epsilon$	L/H low- $\epsilon$	KEKB test
$\epsilon_x$ (nm)	12 <sub>H</sub> /20 <sub>L</sub>	10/10	1/10	1/1	18/18
$\epsilon_y$ (nm)	0.06/0.1	0.1	0.01/0.04	0.01/0.01	0.18/0.18
$\beta_x$ (mm)	200	10/10	10/10	10	50
$\beta_y$ (mm)	6/3	0.6/0.6	0.8/0.2	0.2	3
$\sigma_z$ (mm)	3.5/6	6	6	6	6
$\phi\sigma_z/\sigma_x$	0.0	9	28/9	28	2.2
$n_e$	$5.25 \times 10^{10}$	$2.2 \times 10^{10}$	$2.2 \times 10^{10}$	$2.2 \times 10^{10}$	$1.75 \times 10^{10}$
$n_p$	$12 \times 10^{10}$	$3.3 \times 10^{10}$	$3.3 \times 10^{10}$	$3.3 \times 10^{10}$	$4 \times 10^{10}$
$\phi/2$ (mrad)	0	15	15	15	11
$\xi_{n,x}$	0.397	0.0017	0.0018	0.0018	0.0108
$\xi_{n,y}$	0.3	0.047/0.031	0.035/0.11	0.09	0.069
Lum (W.S.)	$5 \times 10^{35}$	$1 \times 10^{35}$	$2 \times 10^{35}$	$5 \times 10^{35}$	$4 \times 10^{34}$
Lum (S.S.)	$5 \times 10^{35}$				

# Summary

- CSR limits the bunch lengths. They are expected 3.5mm and 6mm for HER and LER, respectively.
- IR design and dynamic aperture study gave the limit of  $\beta_x=0.2-0.4\text{m}$  at IP. Dynamic beta is one of cause of the limit.
- Beam-beam performance under the conditions is  $L=5\times 10^{35}\text{cm}^{-2}\text{s}^{-1}$  for  $\beta_x=0.2\text{m}$ . It degrade 20-30% for  $\beta_x=0.4\text{m}$ .
- To steer the superbunch-crab waist scheme with keeping or improving the present performance,  $\beta_x$  should be lower than 5cm at least.

# Cost estimation

	Old estimation Full Spec SuperKEKB	Construction (for 3 years)	Upgrade after operation restart
Vacuum	116.86	139.36	0
RF	115.873	16.45	84.25
Infrastructure	84.3	3	75.2 + $\alpha$
Injector	58	10	53.7
Magnet	16.7008	31.9	0
Crab	17	5	10
Beam monitor	17.4684	17.7	4.5
Damping Ring (other than RF, monitor)	16.8	0	21.26
Control	9.4	2	7.4
IR	8	14.7	0
Beam transport	2.5	2.5	0
Sum	462.9022	242.61	256.31