

High Energy Flares of FSRQs

**(searching for FSRQs flares
dissipating beyond the BLR)**

**L. Pacciani
IAPS-INAF**

Financial contribution from

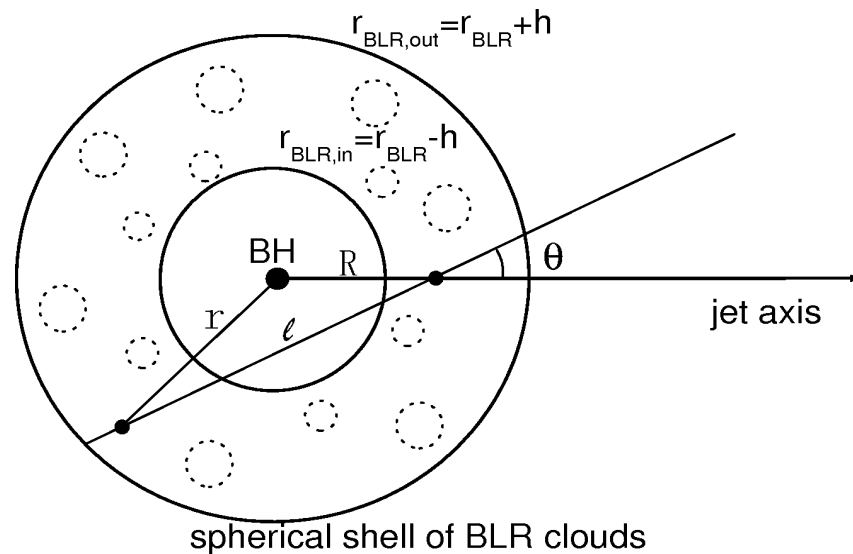
PRIN-INAF 2014

$\gamma\gamma$ absorption from BLR

via $\gamma\gamma \rightarrow e^+e^-$ interaction

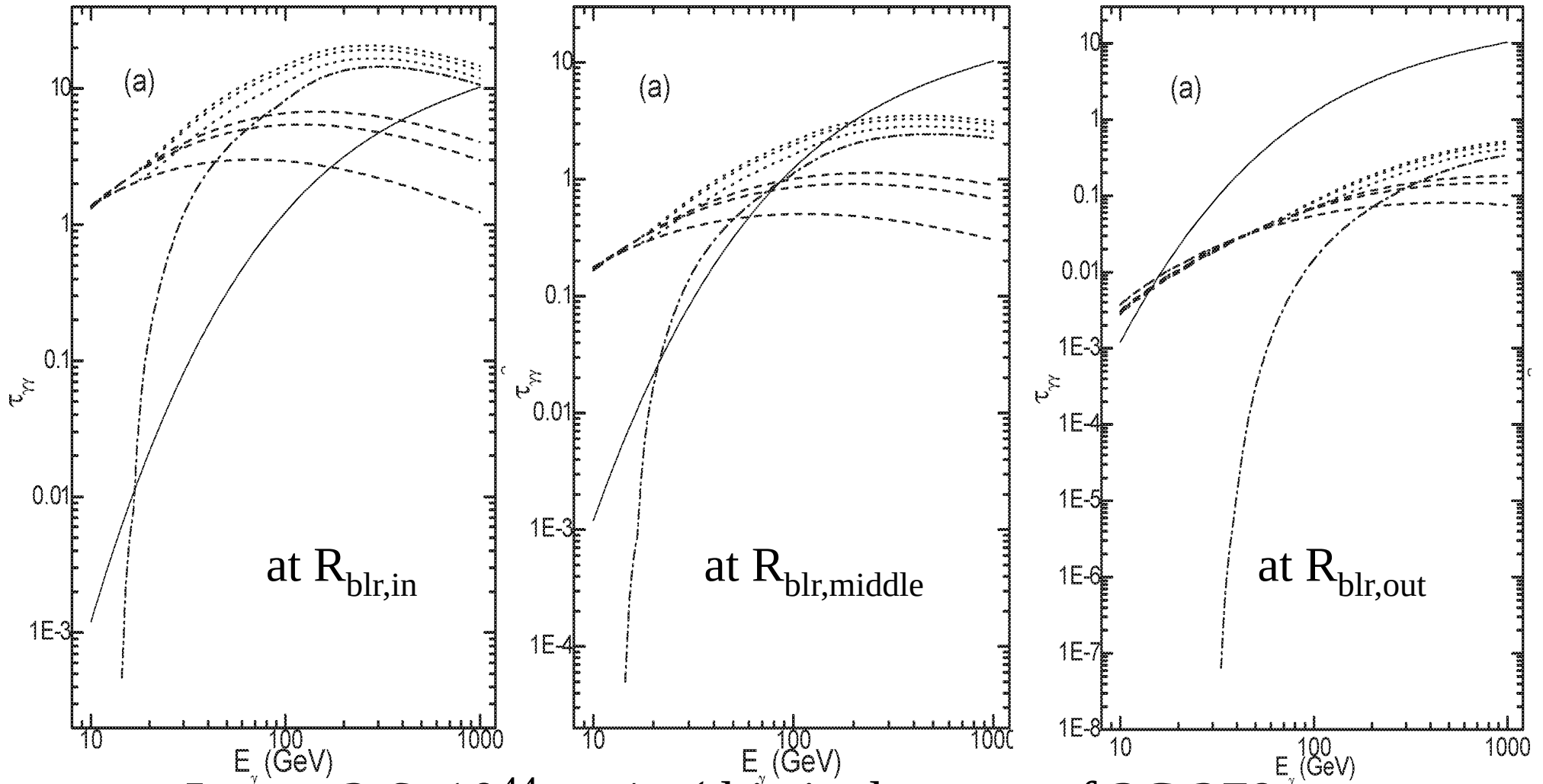
Liu & Bai 2006

Liu, Bai, Ma 2008



$\gamma\gamma$ absorption from BLR

Liu & Bai 2006; Liu, Bai, Ma 2008

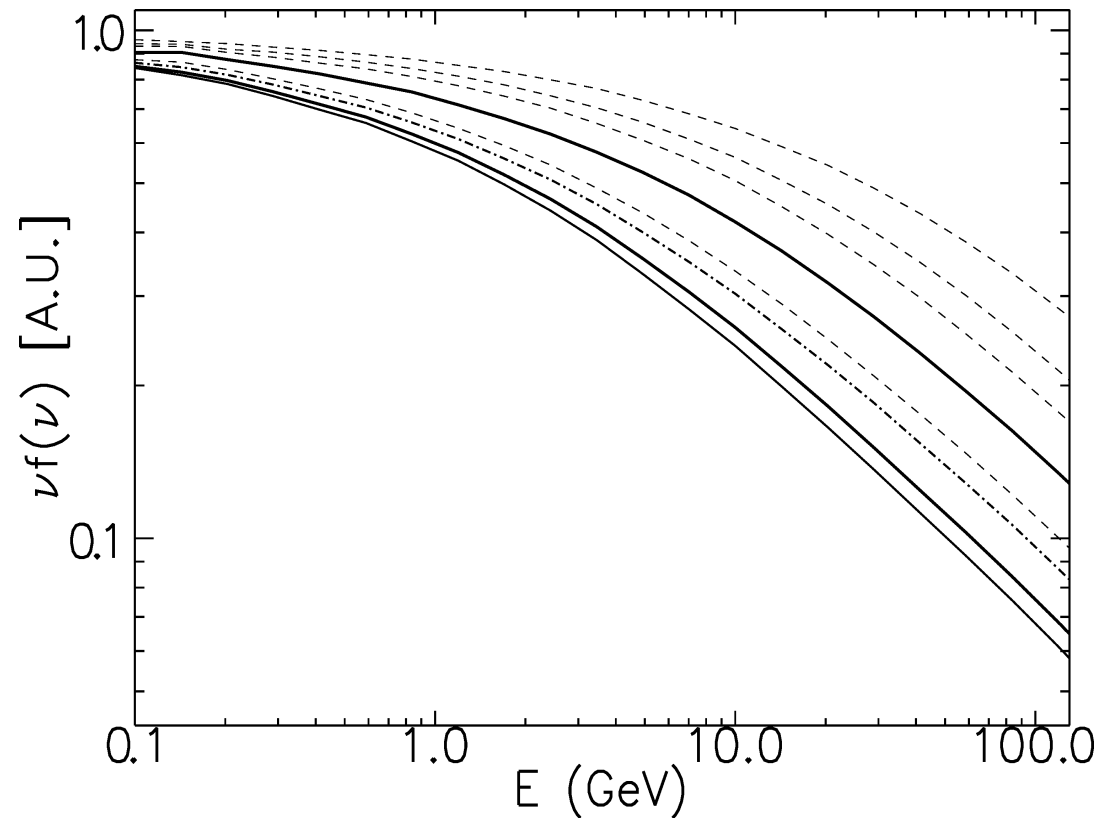
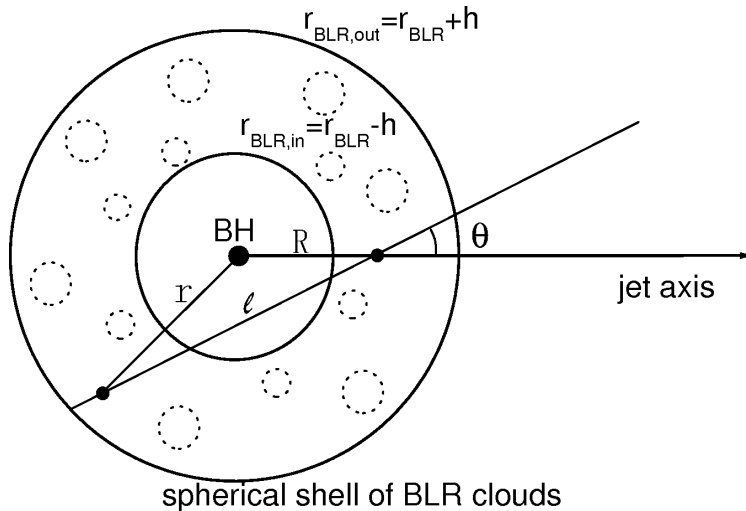


$L_{\text{BLR}} = 2.6 \times 10^{44}$ erg/s (this is the case of 3C 279,
but for 3C 454.3 the BLR is >10 times more luminous)

$\tau_{\gamma\gamma}$ scales as $L_{\text{BLR}}^{1/2}$

KN suppression (External Compton on BLR photons)

Pacciani, Tavecchio et al, 2014, ApJ 790, 45



Klein-Nishina suppression for a dissipation region at:
solid curves: 0, R_{in} , R_{out} (from Bottom Up)
solid dashed curve: at the center of the shell
dashed curves: $0.95 R_{out}$, $1.25 R_{out}$, $1.5 R_{out}$, $2 R_{out}$


SEARCH within the FERMI-LAT FSRQs sample

SEARCH within the FERMI-LAT FSRQs sample

We started to search for relevant signal at $E > 10$ GeV in the FERMI-LAT archive from FSRQs and on incoming gamma-ray data (and triggering ToO observations to Swift).

High energy (HE) activity period is defined as the period of time in which the HE photon rate is $> 3 \times$ mean HE rate

3C 454.3
Sept. 2013 HE flare



Search within the FERMI-LAT FSRQs sample

We obtained ~40 flares candidates with detections with TS significance
 $26 < TS < 136$ ($E_{\text{THR}} > 10$ GeV,

but now we have changed the E_{THR} definition)

and

High Energy activity periods
lasting from 1 to 12 days in the host galaxy frame

We selected for flares with MWL coverage, for sources with available Broad lines luminosities (to infer the disk luminosity using the mean ratios of Broad Lines luminosities in **Francis 1991** and in Celotti 1997, and assuming $L_{\text{disk}} = 1/10 L_{\text{BLR}}$).

We obtained 10 sources up to Sept. 2013

(3 ToO from HE flares triggered by our program:

PKS 0454-234, PMN J2345-1555, 3C 454.3)

apart GB6 J1239+0443 (Pacciani et al., 2012),

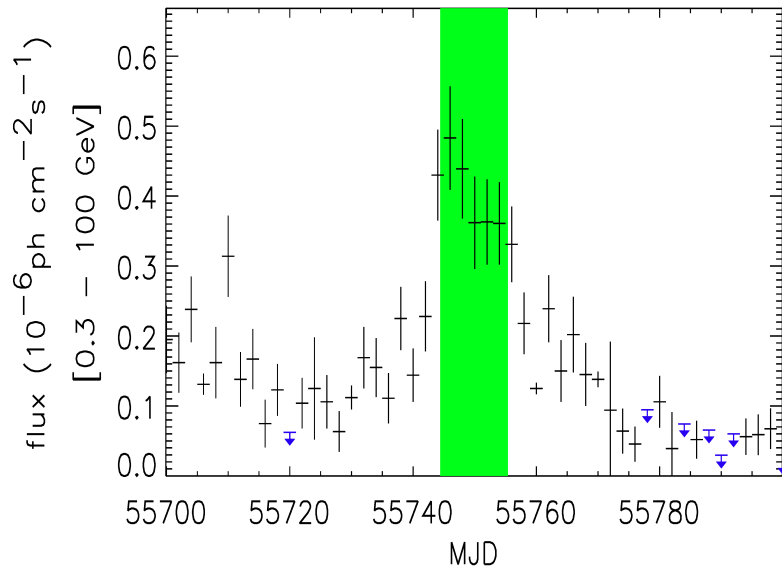
PKS B1424-418 (Tavecchio, Pacciani et al., 2013, **ToO triggered by us**),

3C 279, 4C +21.35, PKS 1510-08

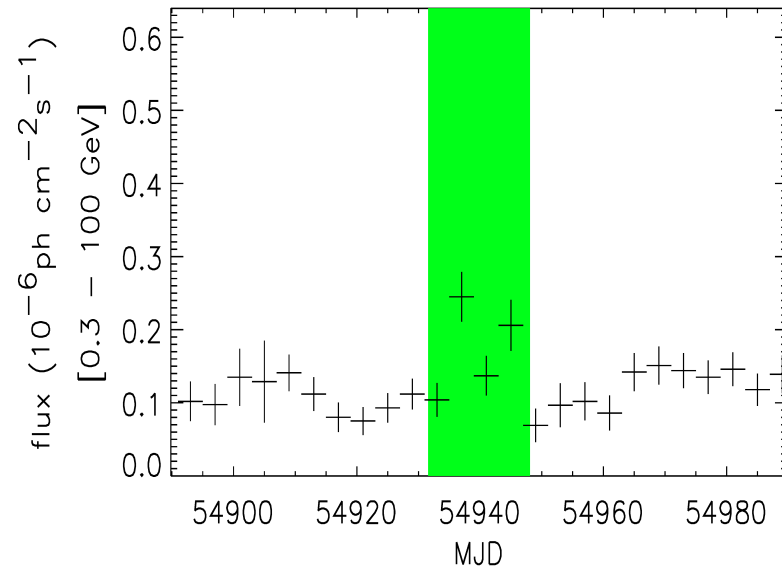
(but we collected other HE flares within the last year)

Search within the FERMI-LAT FSRQs sample (I)

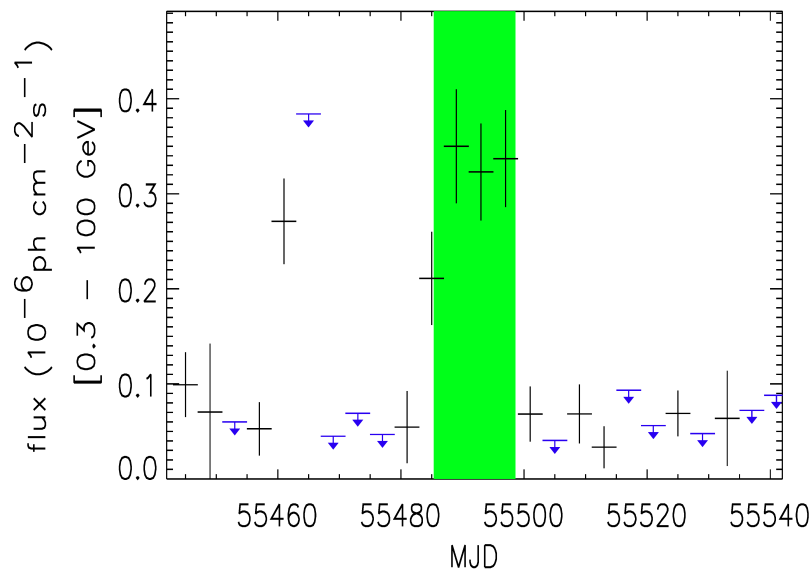
4C +38.41



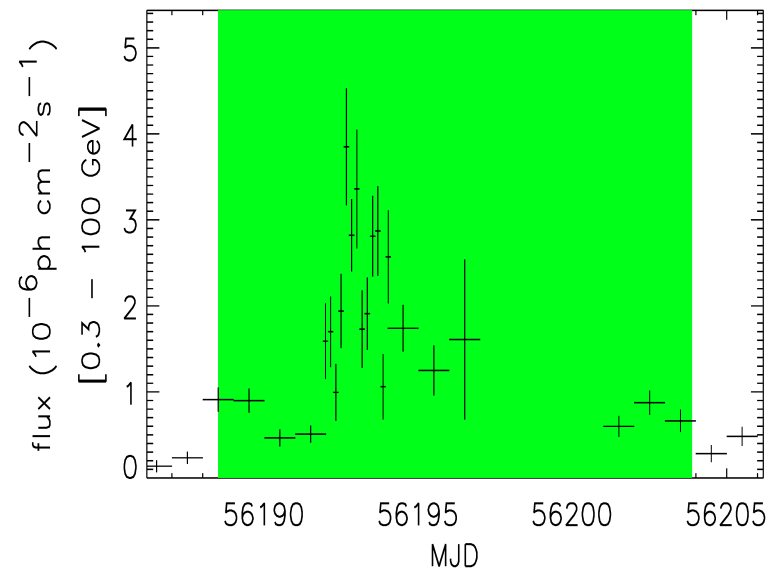
B2 1520+31



B2 1846+32A

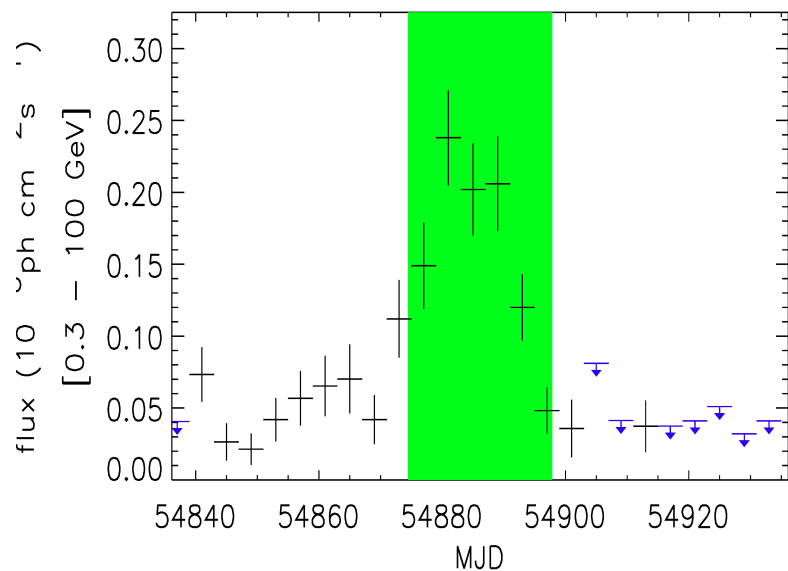


CTA 102

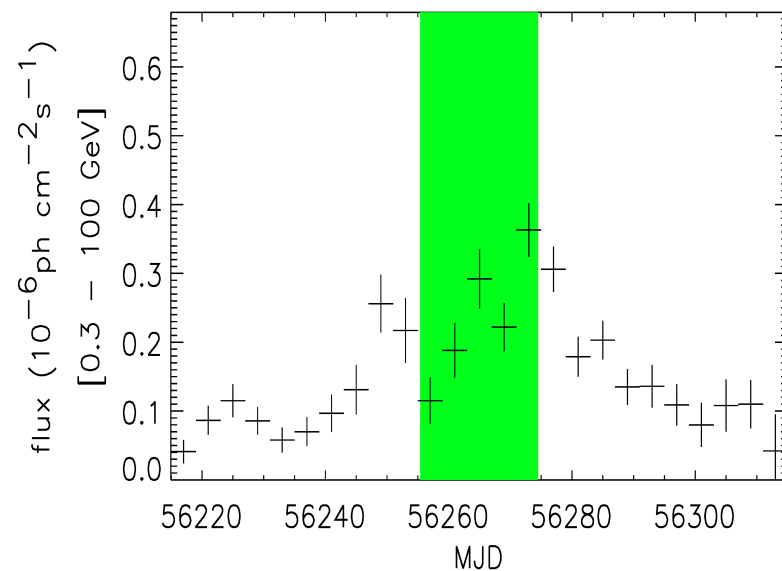


Search within the FERMI-LAT FSRQs sample (II)

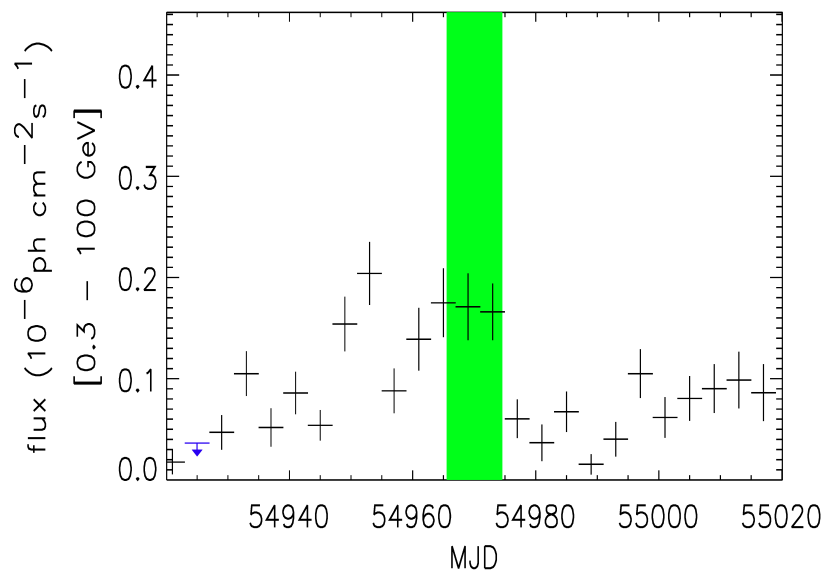
PKS 0250-225



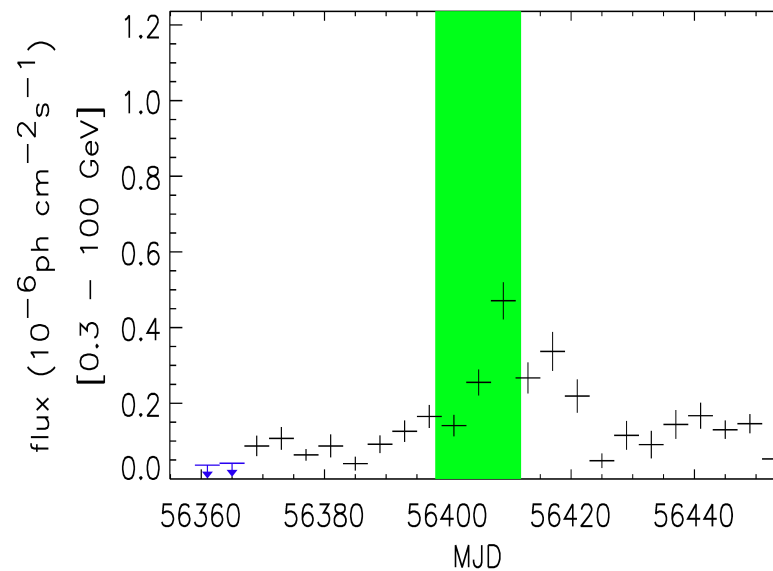
PKS 0454-234



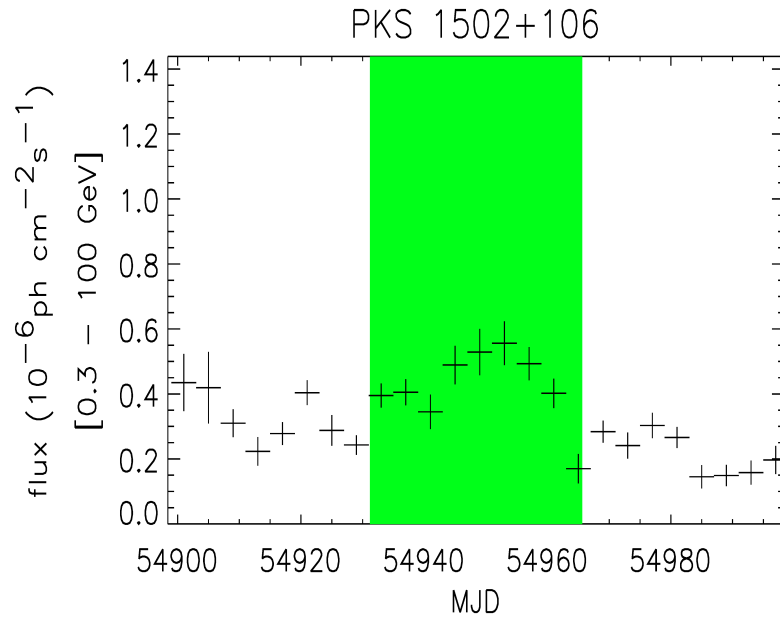
PKS 0805-07



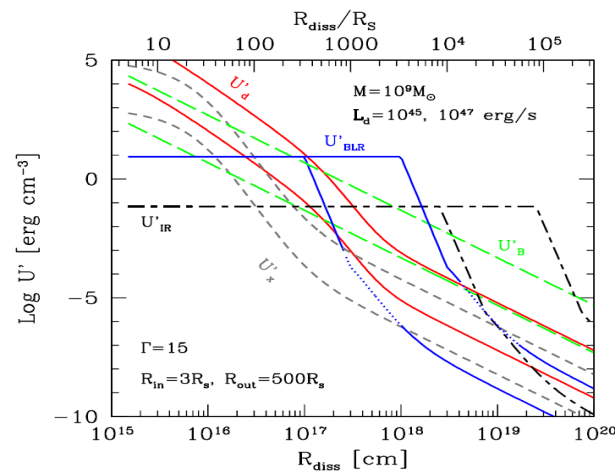
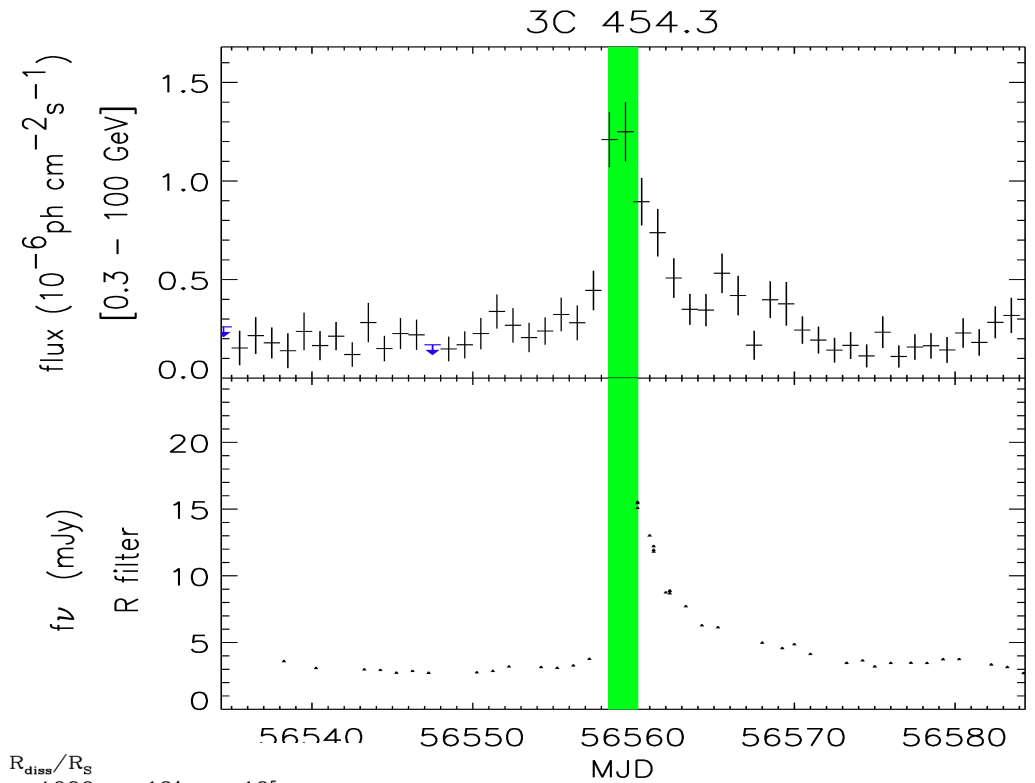
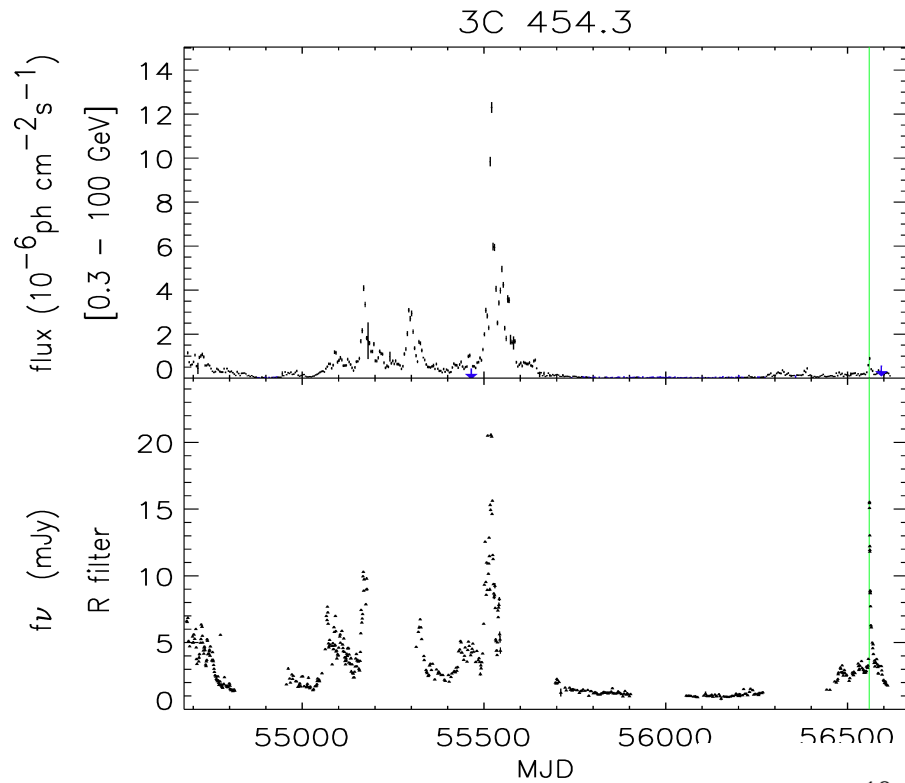
PMN J2345-1555



Search within the FERMI-LAT FSRQs sample (III)

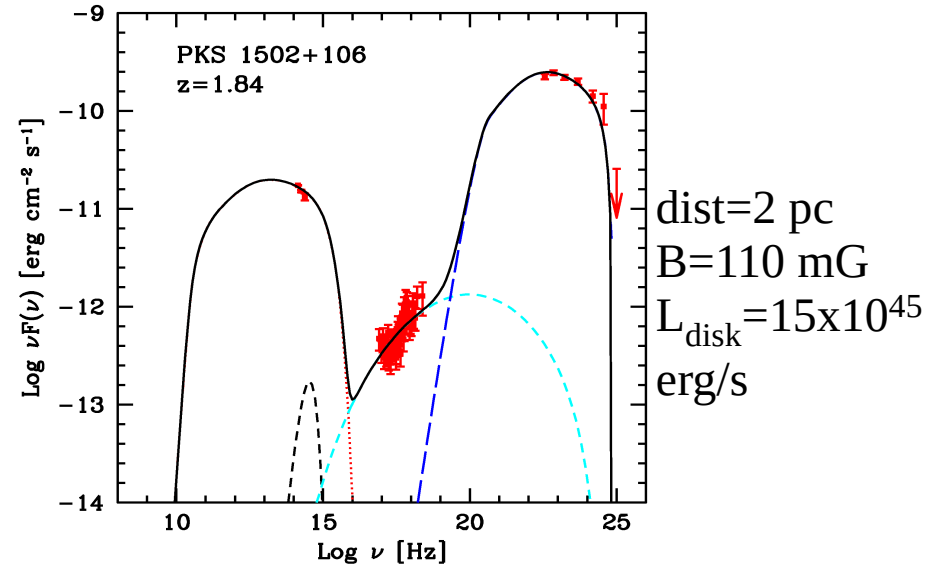
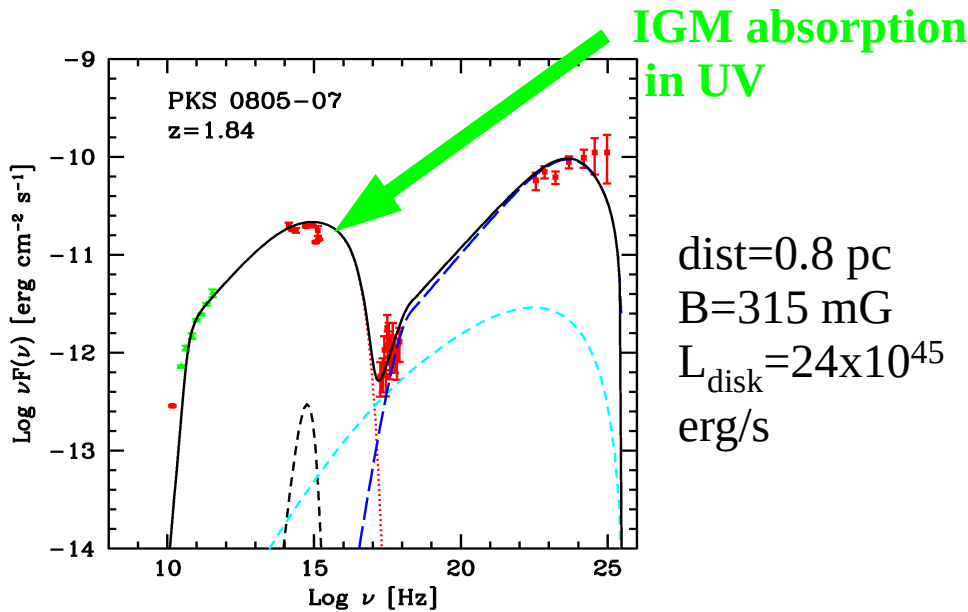
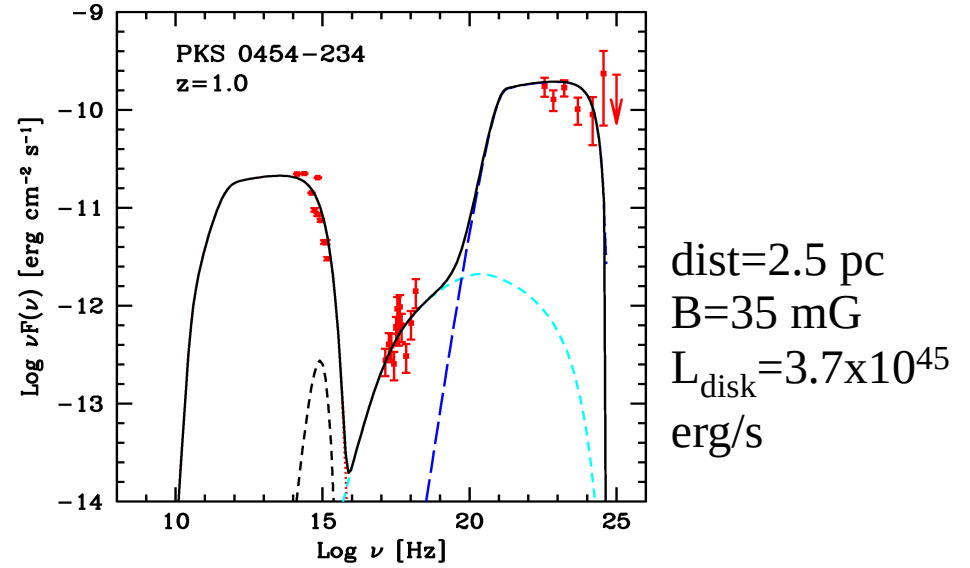
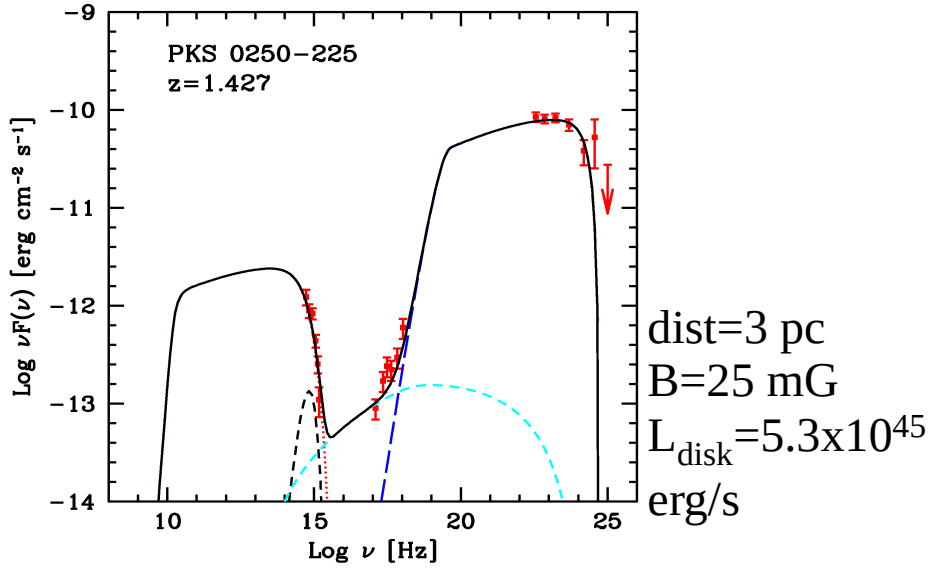


Search within the FERMI-LAT FSRQs sample (IV)

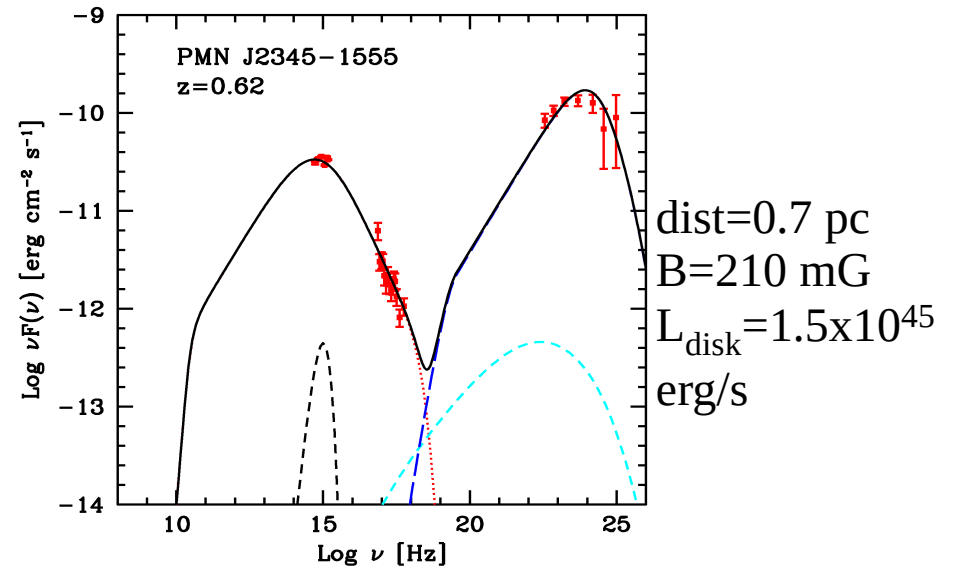
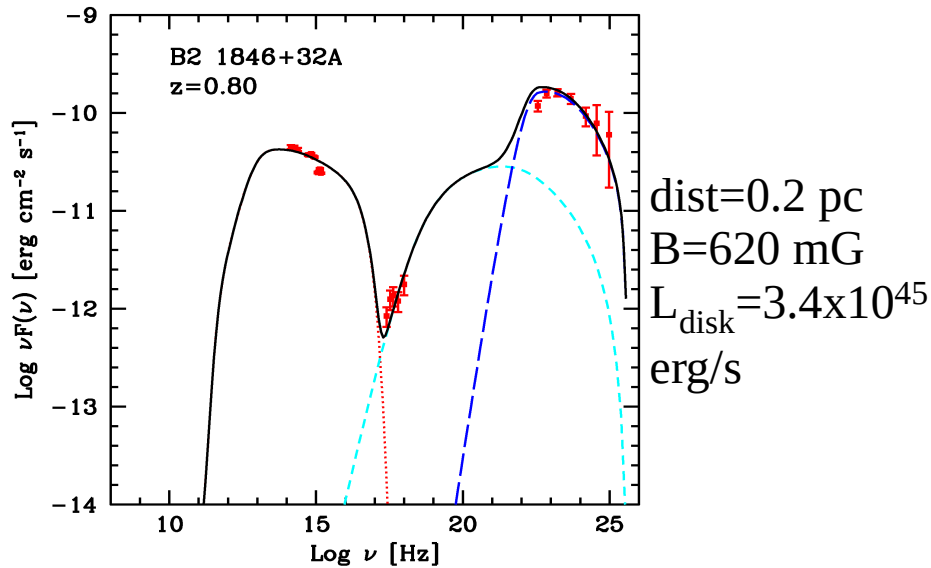
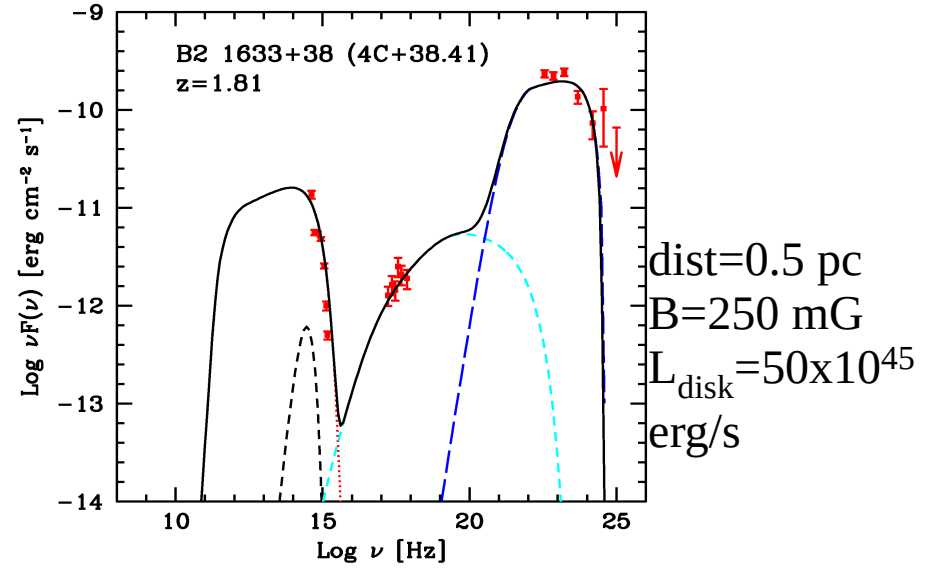
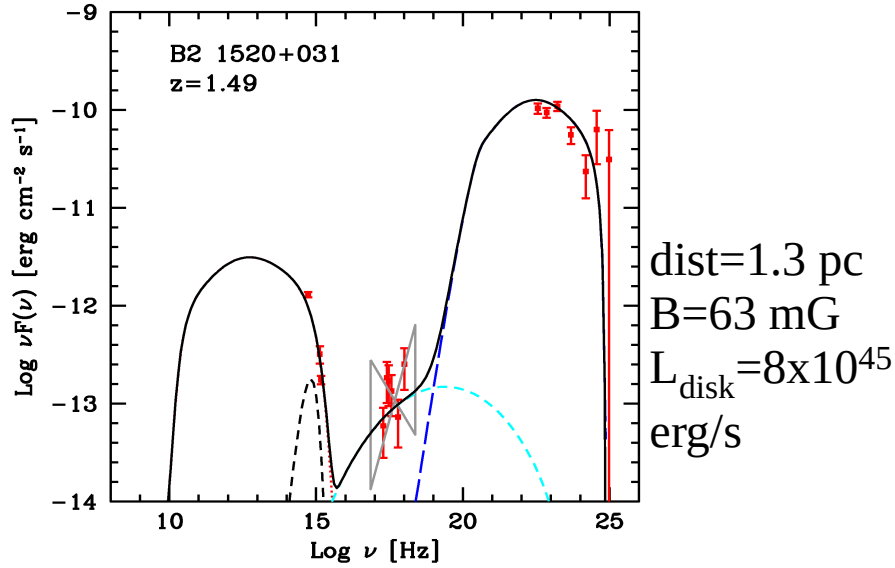


Ghisellini & Tavecchio 2009

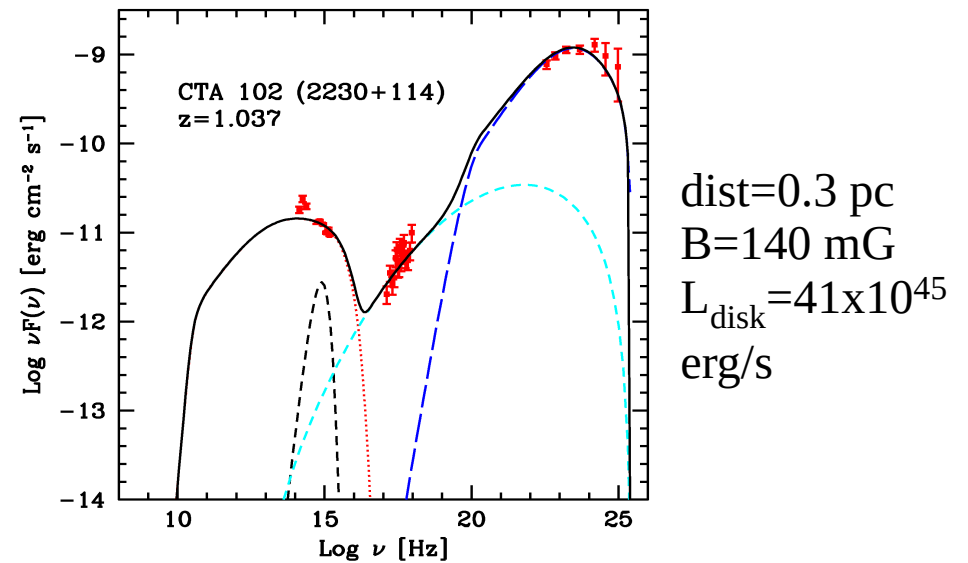
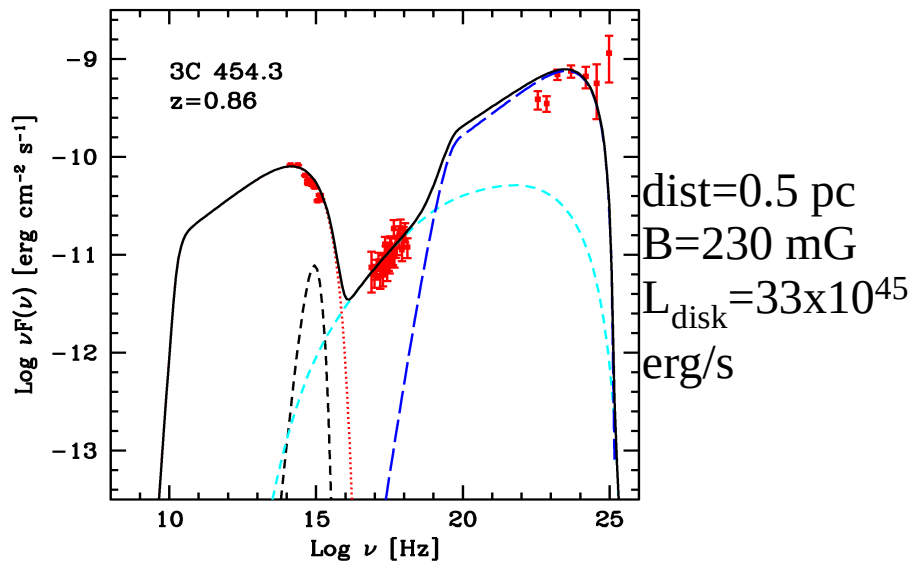
SEDs and modeling (i)



SEDs and modeling (ii)



SEDs and modeling (iii)



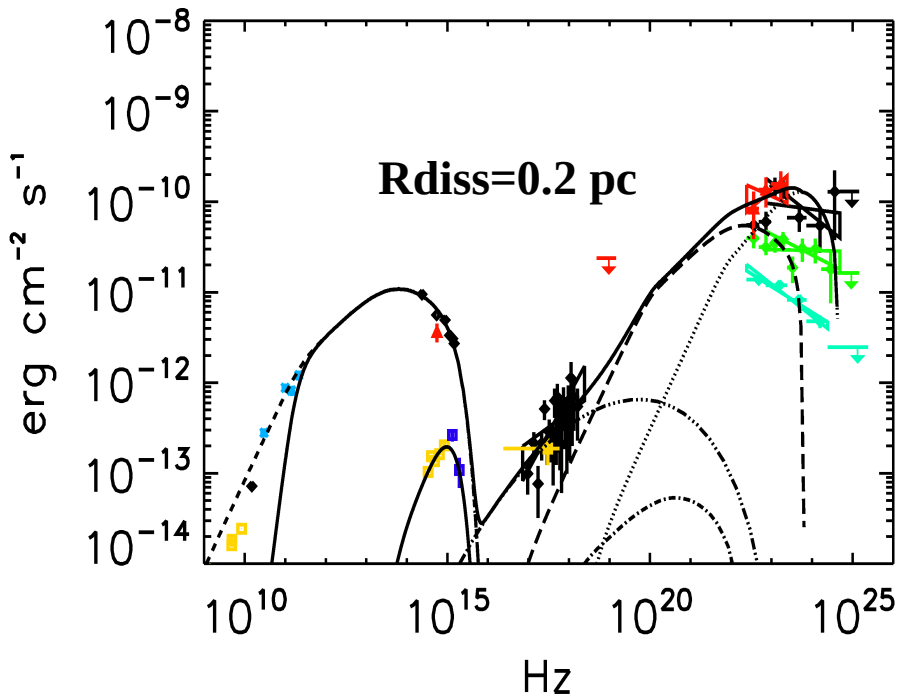
GB6 J1239+0443 (z=1.76) Multiepoch SED (I)

AGILE/GRID and simultaneous data in red

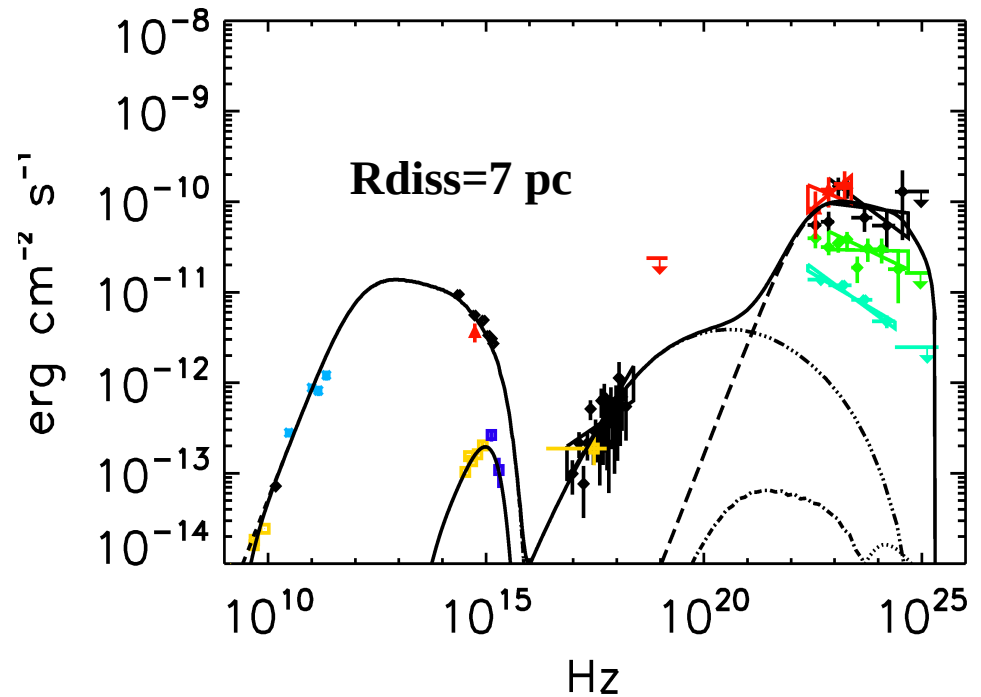
FERMI-LAT data (4-day integration around the flare)
and simultaneous data in black

Fermi-LAT data in green (30-day integration around the flare)

Fermi-LAT data in cyan (2FGL catalog)



Dissipation region at 0.2 pc from the SMBH
(Just outside the BLR)
 $R_{\text{blob}} = 6.7 \cdot 10^{16} \text{ cm}$
 $B = 0.6 \text{ Gauss}$

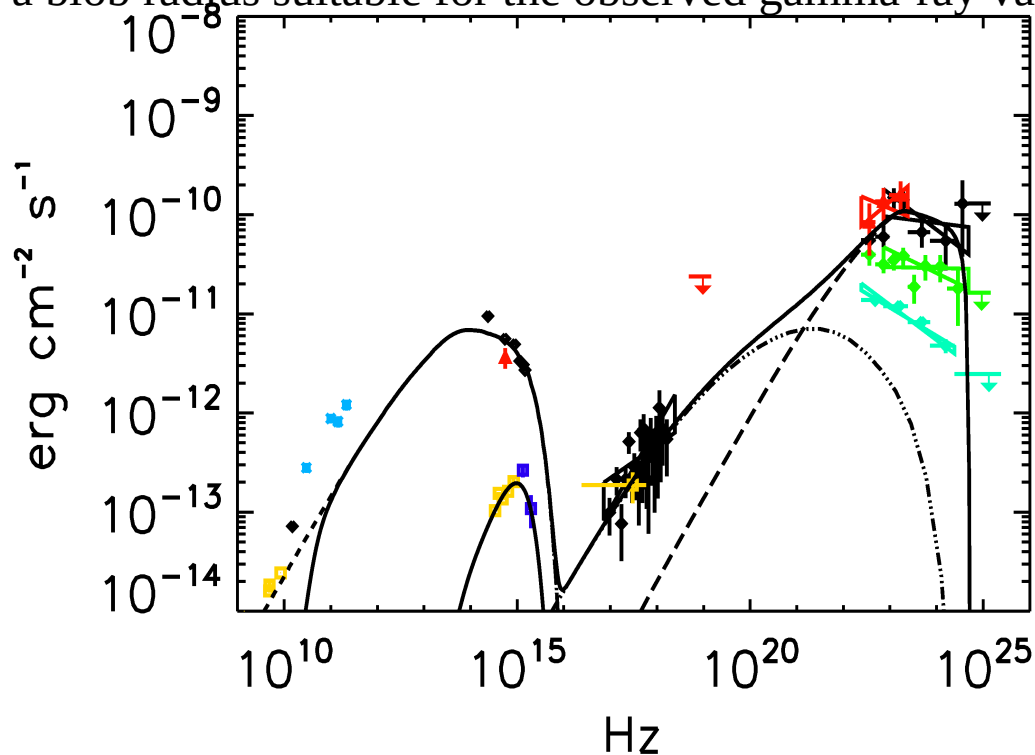


Dissipation region at 7 pc from the SMBH
 $R_{\text{blob}} = 2 \cdot 10^{18} \text{ cm}$
 $B = 1 \cdot 10^{-2} \text{ Gauss}$

This model gives a satisfactory gamma-ray spectral shape, but the expected variability is $\sim 10^2$ days

GB6 J1239+0443 (z=1.76) Multiepoch SED (II)

Relaxing the relation between blob radius and dissipation region (as in Tavecchio 2011), and using a blob radius suitable for the observed gamma-ray variability



Model is for a dissipation region at 5 pc from the central BH, a blob radius of $1 \cdot 10^{17}$ cm, $B = 7 \cdot 10^{-2}$ Gauss

$R_{\text{blob}} = 0.0067 \cdot R_{\text{diss}}$ in agreement within a factor 2 with

Bromberg and Levinson 2009 ($R_{\text{blob}} = 10^{-2.5} R_{\text{diss}}$)

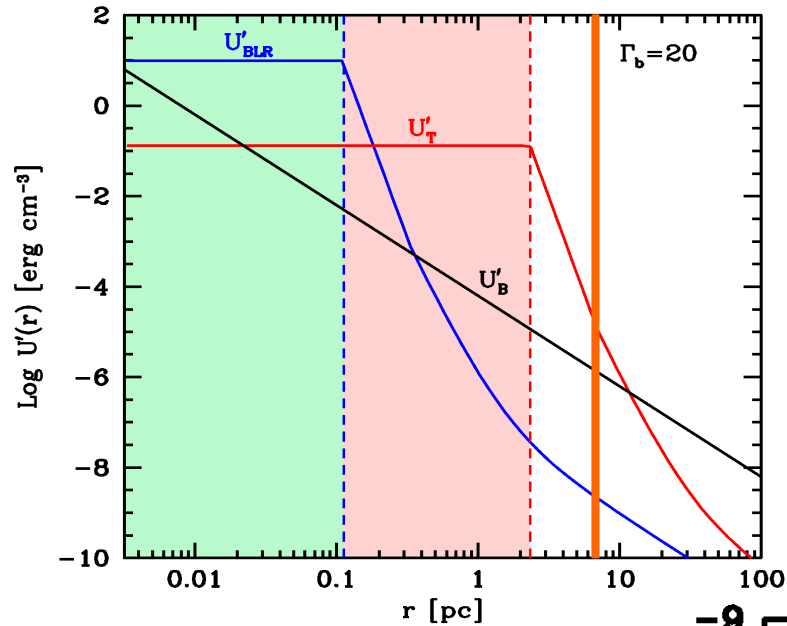
inverting $R_{\text{diss}} = 2.5 \cdot L_{\text{jet},46} (R_{\text{BLR}} / 0.1 \text{ pc})^{-1}$ and using $R_{\text{diss}} = 5 \text{ pc}$, we obtain

$L_{\text{jet}} = 3.5 \cdot 10^{46} \text{ erg/s}$.

We need to assume that the **p/e number ratio is ~0.1** to accomplish such a luminosity.

PKS 1424-41

$z=1.52$



From the broad Mg II line:

$L_{\text{Mg II}} = 5.4 \times 10^{43}$ erg/s (Stickel 89)

we derived the BLR luminosity (Celotti 1997)
and in turn the disk luminosity
(we assumed a BLR/disk luminosity ratio 0.1)

$L_{\text{disk}} = 1 \times 10^{46}$ erg/s

$B = 6 \times 10^{-3}$ G

$\Gamma = 20$

Dist = 7 pc

R = 1-1.2 pc

Variability time

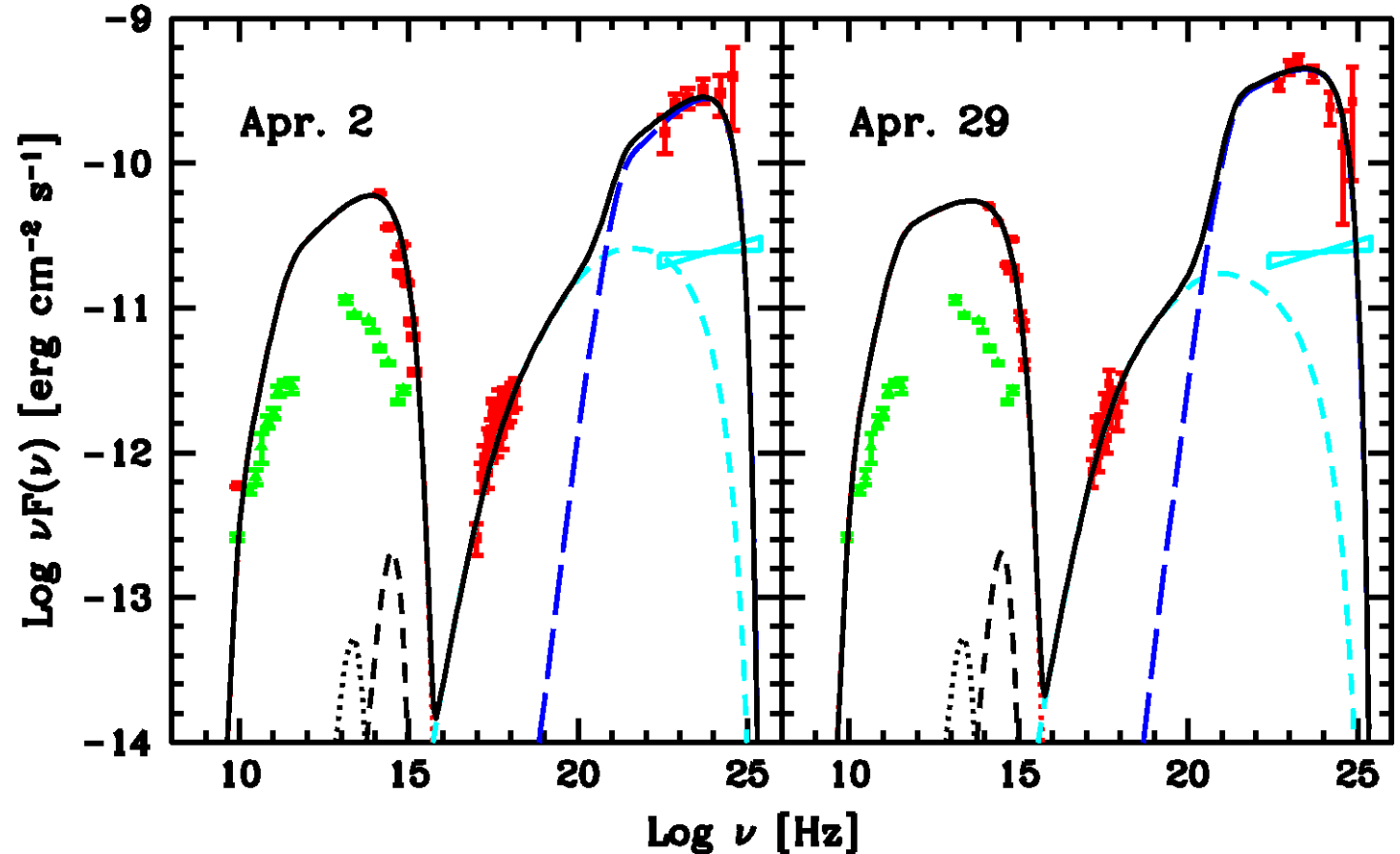
Scale 30 d,

comparable with
long term

modulation of the
light curve, but not

with the daily

variability.



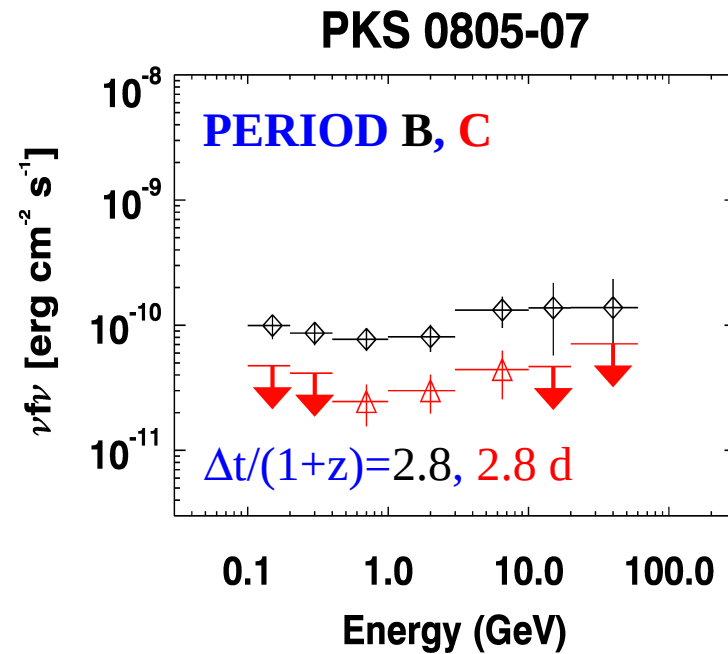
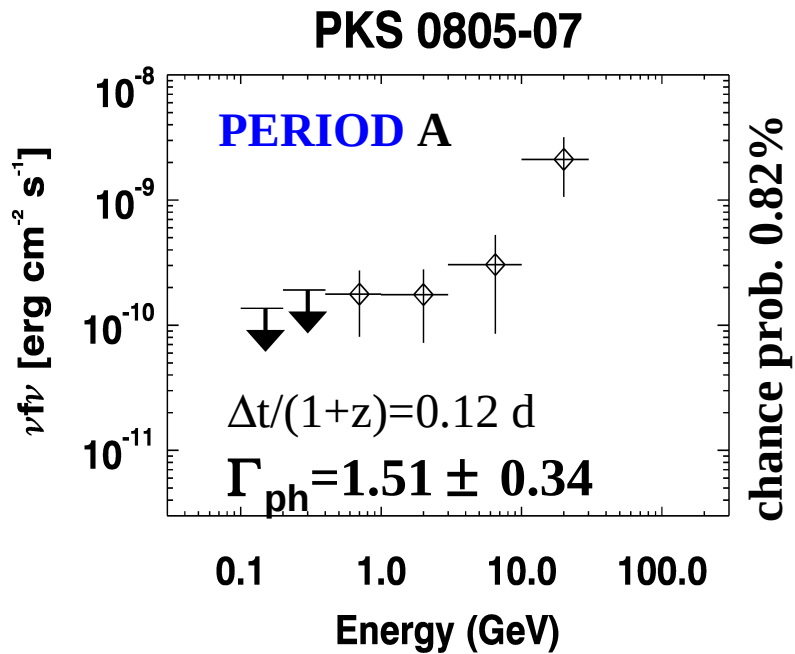
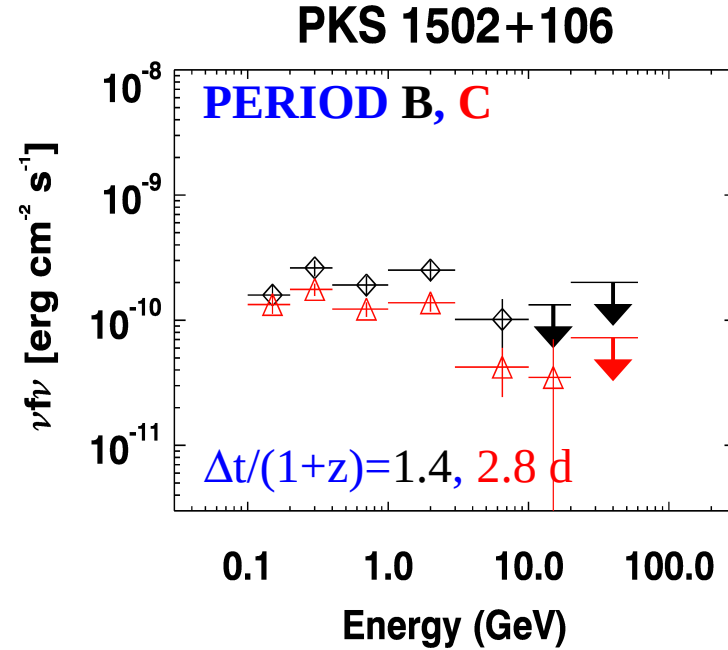
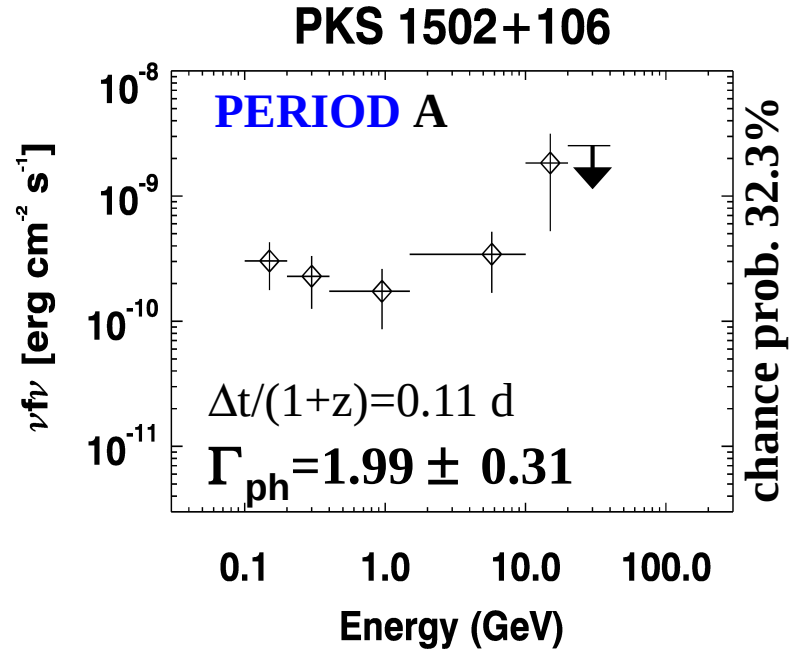
Fast HE flares

From the 4 brightest HE flares we searched for fast variability at HE ($E > 10$ GeV).

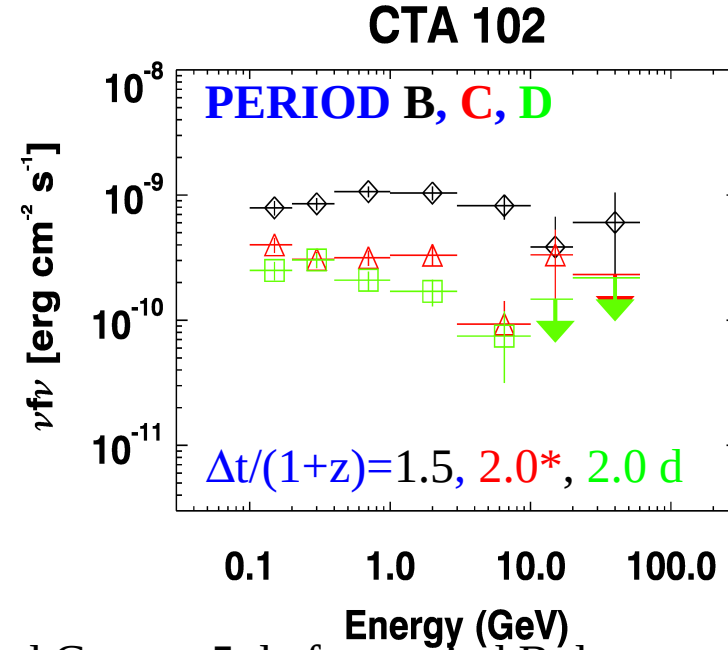
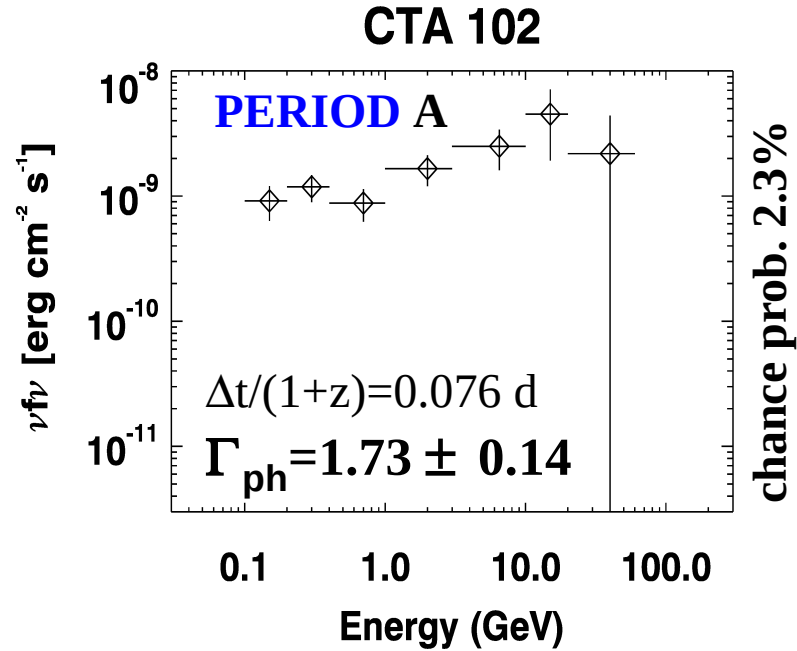
For all these 4 sources we found **short periods (period A)** lasting from **1.5 hours** to less than **6 hours of very bright HE emission and hard spectra.**

NB: in the following, the gamma-ray photon index of periods A (Γ_{ph}) are **evaluated in** the energy range **0.2-10 GeV** (they are **not biased by the selection criteria**, i.e. the search for bright emission at HE, $E > 10$ GeV)

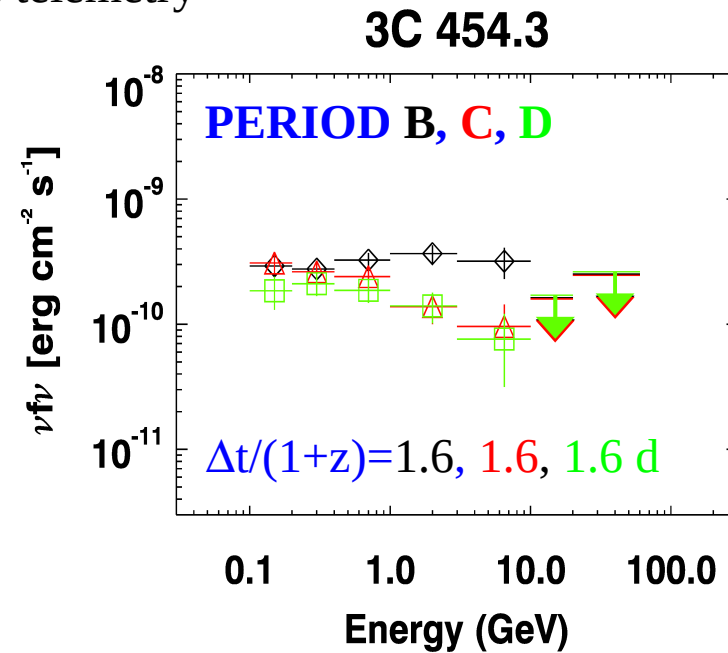
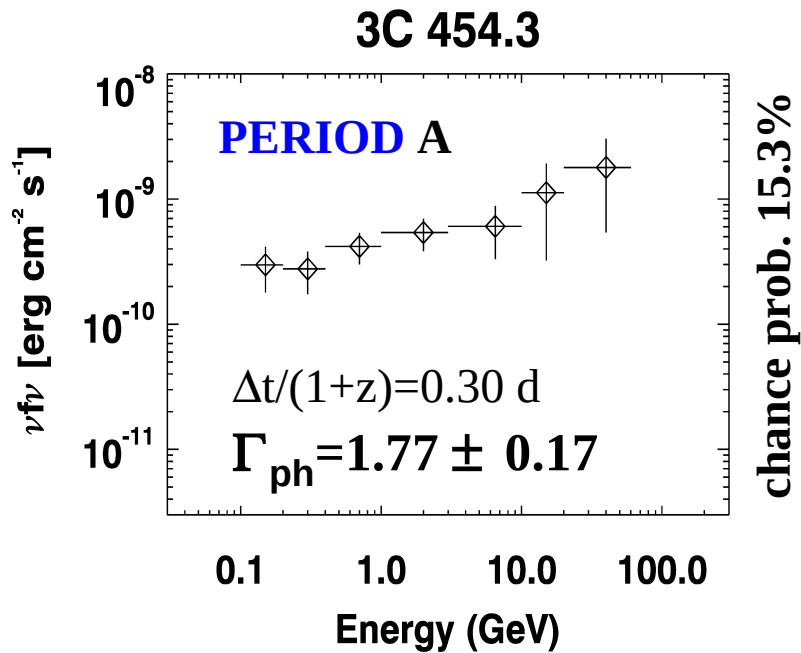
Fast HE flares and spectral evolution (i)



Fast HE flares and spectral evolution (ii)



*period C starts 5 d after period B due to a gap in the telemetry



Fast HE flares and spectral evolution (ii.j)

CTA 102 and 3C 454.3 gamma-ray spectra of period B are consistent with the slow cooling scenario, with:

low energy Γ_{ph} consistent with Γ_{ph} of period A,

and

$$\Delta\Gamma_{\text{ph}} = 0.75 \pm 0.32 \text{ (3C 454.3)}$$

$$\Delta\Gamma_{\text{ph}} = 0.72 \pm 0.35 \text{ (CTA 102)}$$

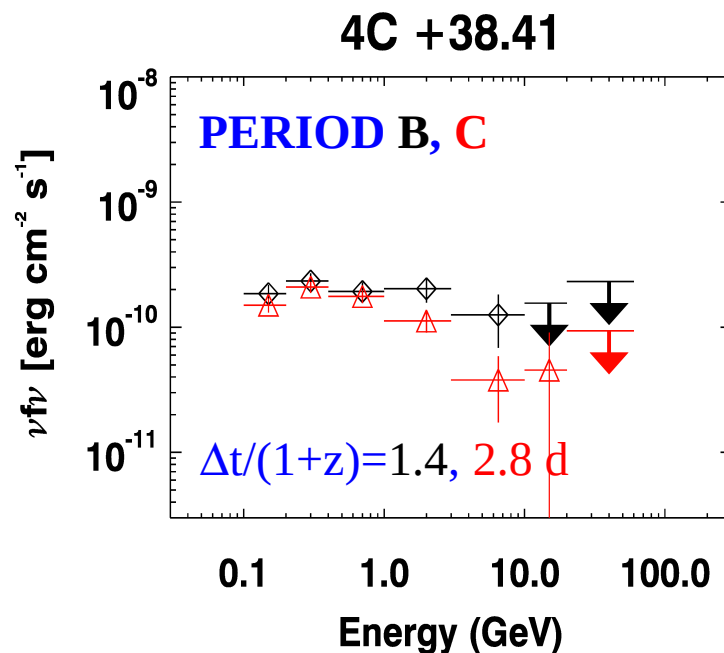
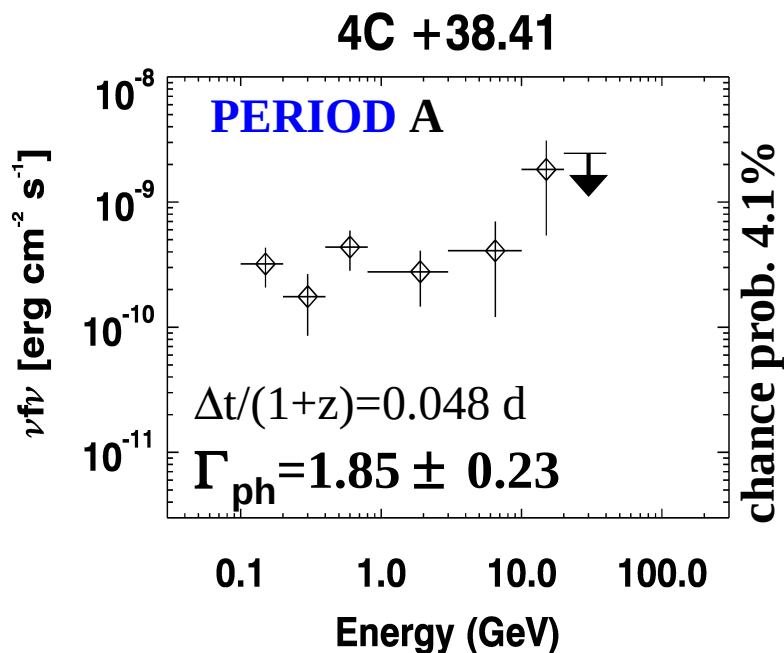
In the dusty torus photon field, the expected cooling time is ~ 1 hour for electrons with $\gamma=30000$ (~ 30 GeV EC photons)

Fast HE flares and spectral evolution (iii)

We have **some** source (B2 1520+031, 4C 38.41, PKS 0250-225) with a **gamma-ray spectrum that mimics the BLR absorption features** proposed in Poutanen & Stern 2010.

We performed the time-resolved spectral analysis for the brightest of these sources: **4C 38.41, revealing a pattern similar to the 4 sources above.**

The absorption like feature of the gamma-ray spectrum integrated on long periods is produced by integrating together the two periods: the hard flare (period A) and its spectral evolution(period B).



The distant scenario

- The bright HE emission witnesses against BLR absorption and Klein-Nishina suppression (for EC on BLR photons)
- The leptonic SED modeling is only consistent with a dissipation region at parsec scale
- The spectral evolution from an hard spectrum is consistent with the slow cooling scenario (chromatic cooling) on Torus seed photons (while the cooling on BLR photons is in Klein-Nishina regime and it is expected to be achromatic).
- **But the CTA 102 light curve** shows a variability pattern which is **inconsistent with slow cooling** (what is the lower activity period in between two higher activity periods, with a duration of 0.5 days?).

what is the engine?

- Magnetic reconnection (Giannios 2013)
- Turbulence in the jet (Narayan & Piran 2012, Marscher 2014)

Magnetic reconnection scenario

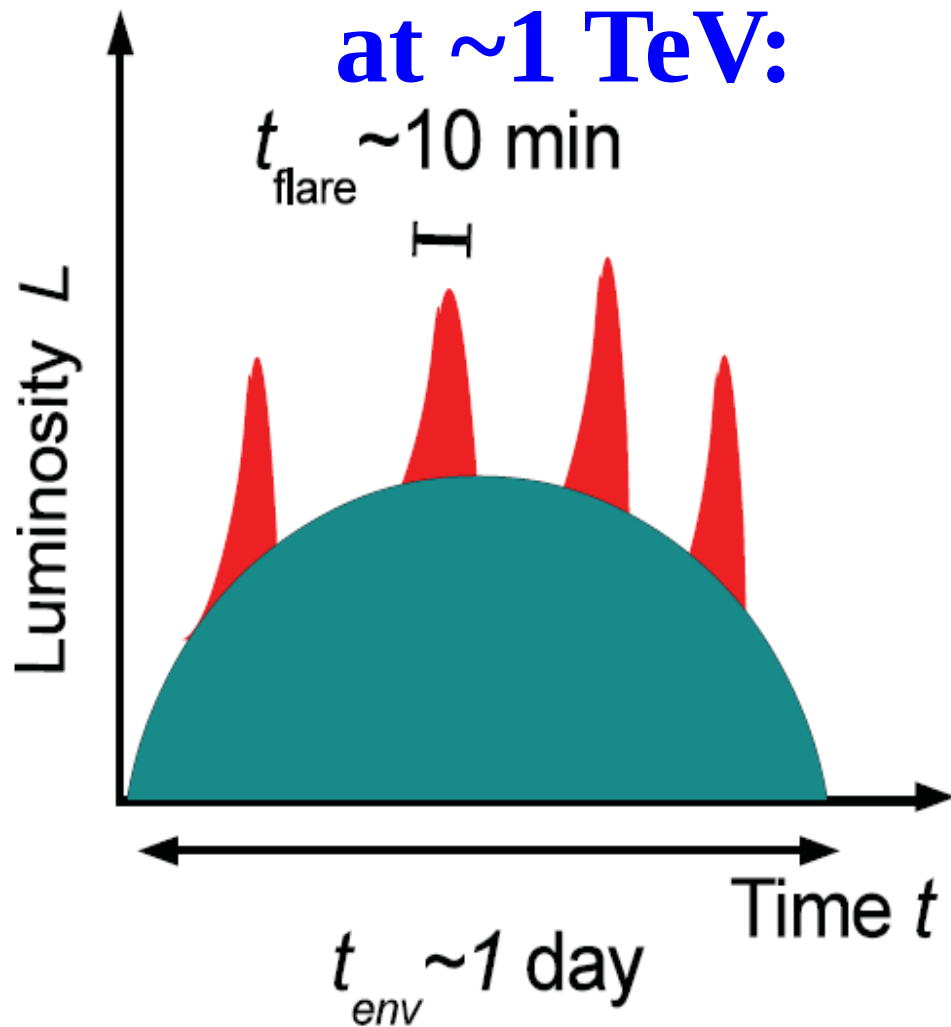


Figure 2. A sketch of the envelope-flare structure of the emission from a reconnection layer. The envelope duration corresponds to that of the reconnection event: $t_{\text{env}} = l'/\Gamma_j c$. Monster plasmoids power fast flares which show exponential rise and last for $t_{\text{flare}} = 0.1l'/\delta_p c$. For an envelope of ~ 1 d blazar flaring, the model predicts that monster plasmoids result in ~ 10 -min flares.

Giannios 2013

Variability time scale from the SED modeling is ~ 30 d, comparable with long term modulation of the light curve, but we observe also sub-daily variability.

Recent scenario for magnetic reconnections proposed for strongly magnetized jets (Giannios 2013) includes an envelope emission (lasting ~ 1 day) powered by plasmoids, together with fast flares (lasting ~ 10 min) generated by grown “monster plasmoids”.

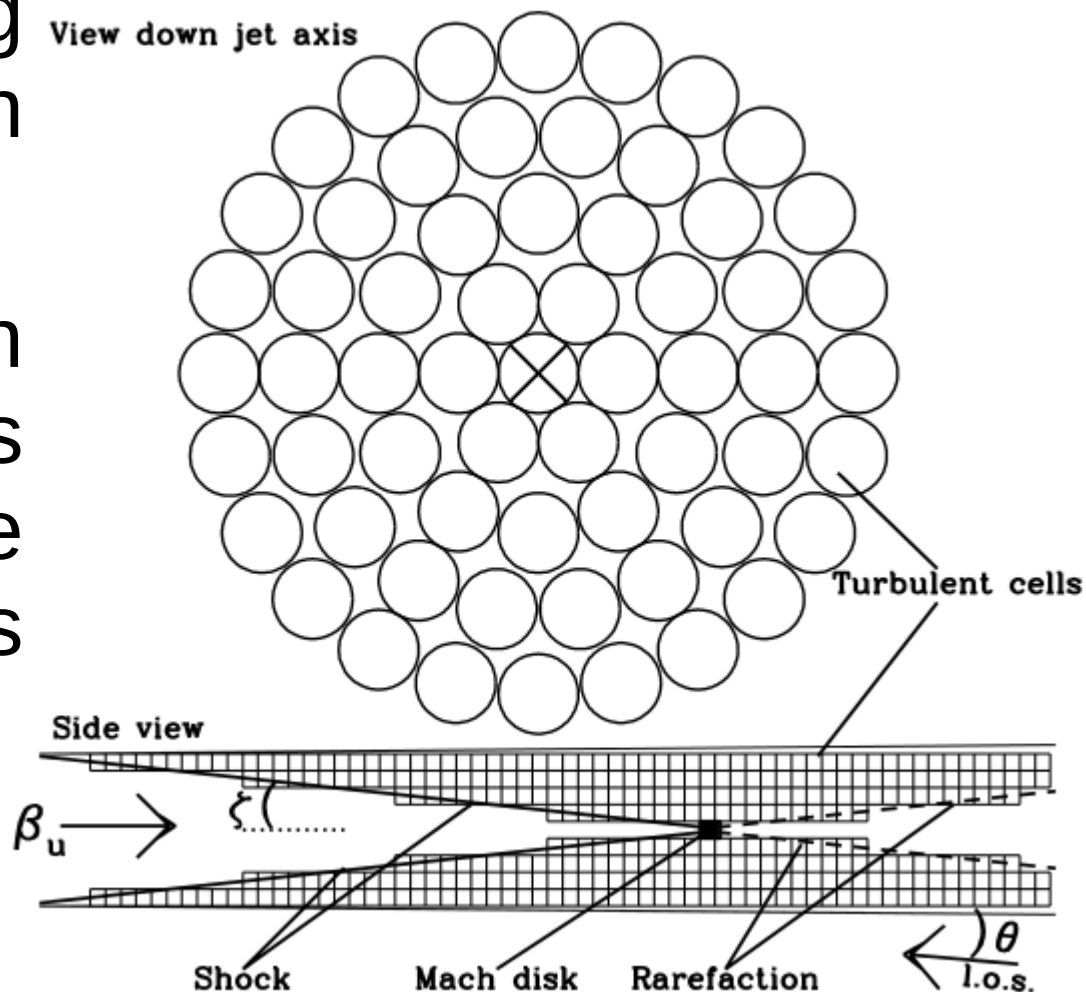
In low magnetized plasma (such as at several parsec), reconnection time scales are longer and longer flares (days to weeks) could arise (Giannios 2013).

“Monster plasmoids” contain energetic particles freshly injected by the reconnection event (Uzdensky et al. 2010)

Turbulence in the jet

electron acceleration is caused by standing conical recollimation shocks.

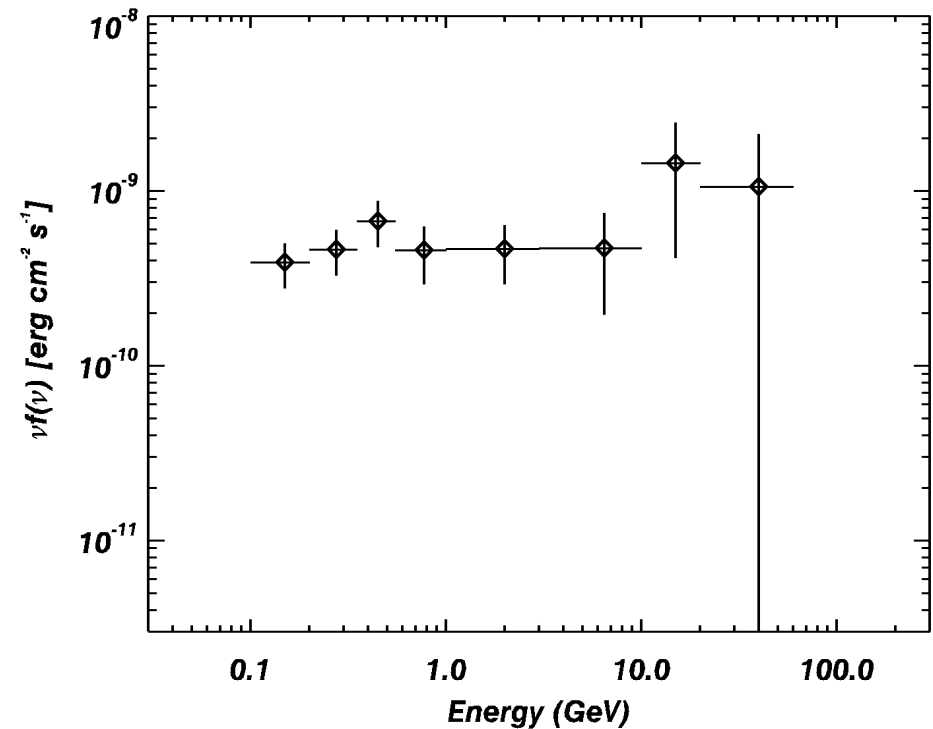
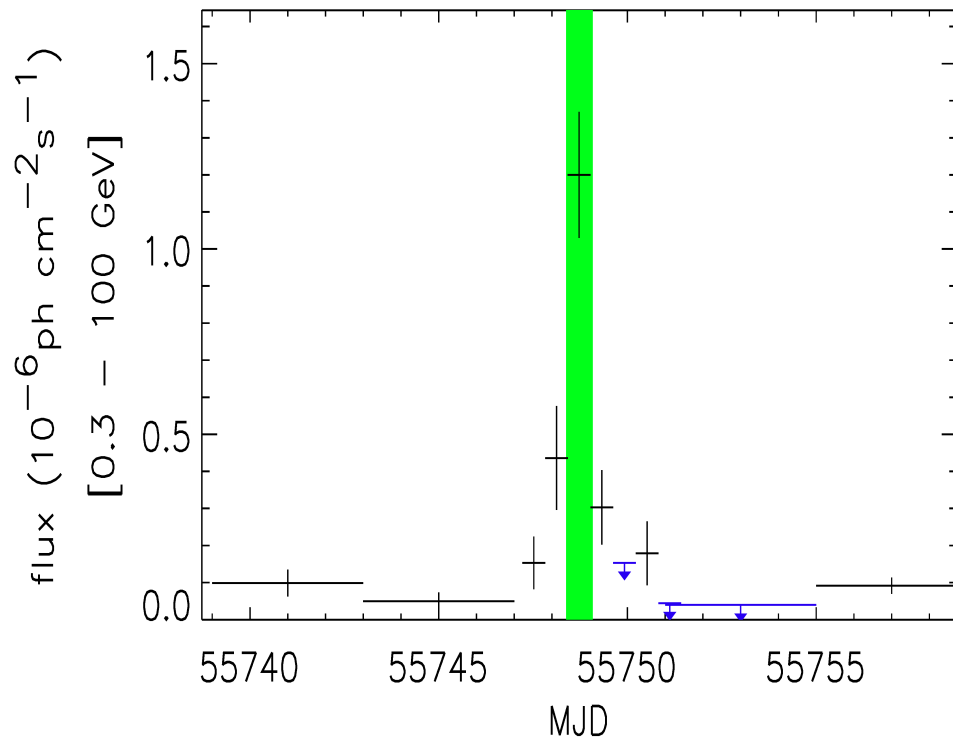
Flux and polarization variability originates from turbulence in the flow, approximated as cylindrical cells



But there are also short HE flares for which the slow-cooling scenario does not work

(we did not had it in the 12 source sample because of
the request of simultaneous Swift data)

$$Z=0.7, L_{\text{disk}} \sim 1.5 \times 10^{45} \text{ erg/s}$$



**HOW MANY SOURCES?
HOW MANY FLARES?**

Work in progress

HOW MANY SOURCES? HOW MANY FLARES?

Work in progress

- We slightly changed the search criteria, we scan the FERMI-LAT data sample searching for HE emission from FSRQs (with almost the same method shown before:
 - We defined HE gamma-ray with a threshold
 $E_{\text{THR}} > \min (10 \text{ GeV}, 20 \text{ GeV} / (1+z))$
 - Selecting periods with HE gamma-ray **counting rate grater than 3 times the average** counting rate
 - **at least 3 HE gamma-rays** ($E > E_{\text{THR}}$) within the period
 - $\text{TS} > 25$ ($\text{S/NR} > 5$) for $E > E_{\text{THR}}$
 - we still have to select for the FSRQs with the most luminous accretion disks ($L_{\text{disk}} > 10^{45}$ erg/s)

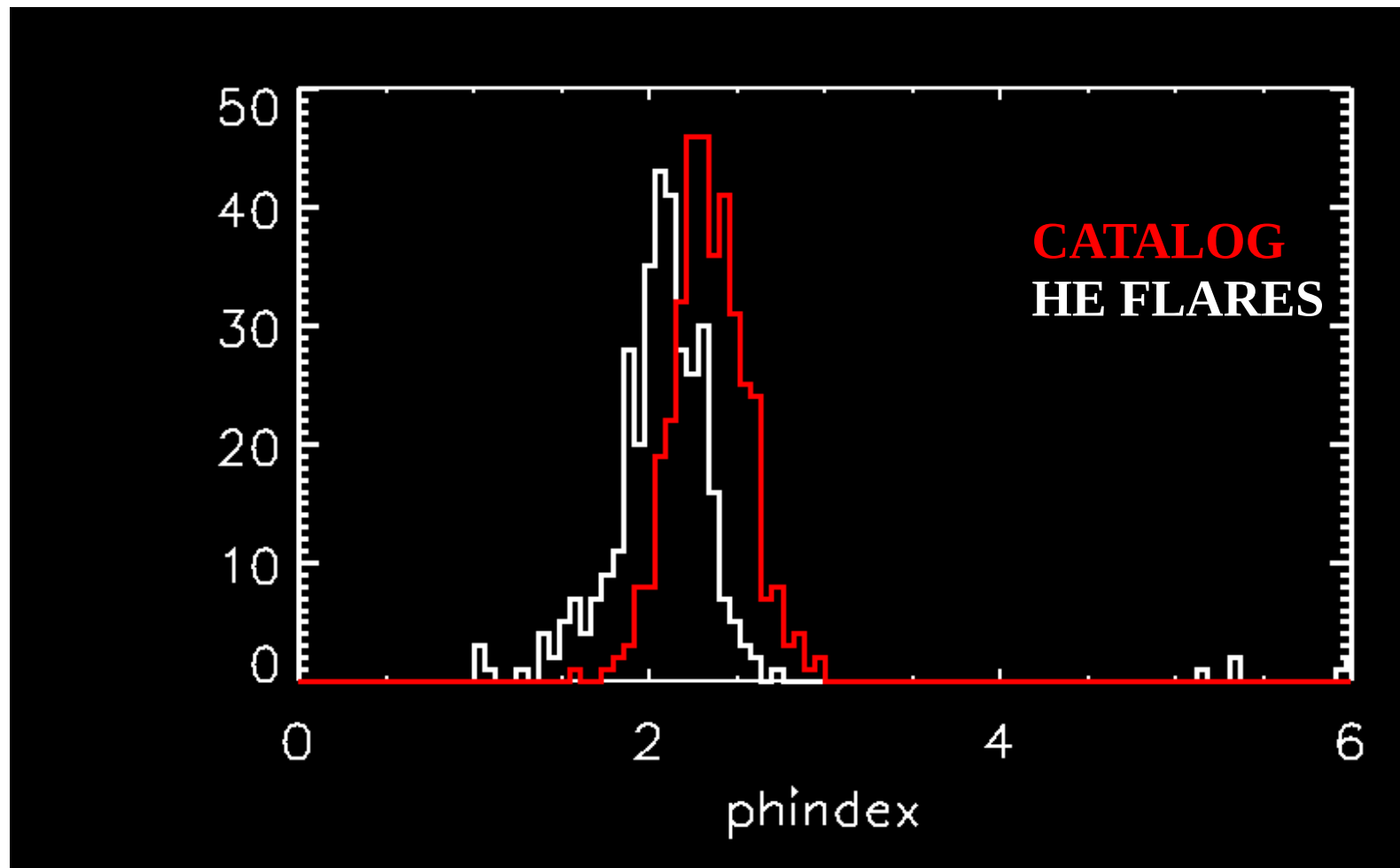
HOW many sources? HOW many FLARES?

(work in progress)

- We are investigating **85 sources**
 - **40 FSRQs with PowerLaw spectrum** from the 2nd FERMI-LAT CATALOG (80 flares, to be confirmed)
 - **45 FSRQs with LogParabolic spectrum** from the 2nd FERMI-LAT CATALOG (155 flares, to be confirmed)
- for a **total of 235 flares**

PowerLaw photon-index distribution for HE flares (I)

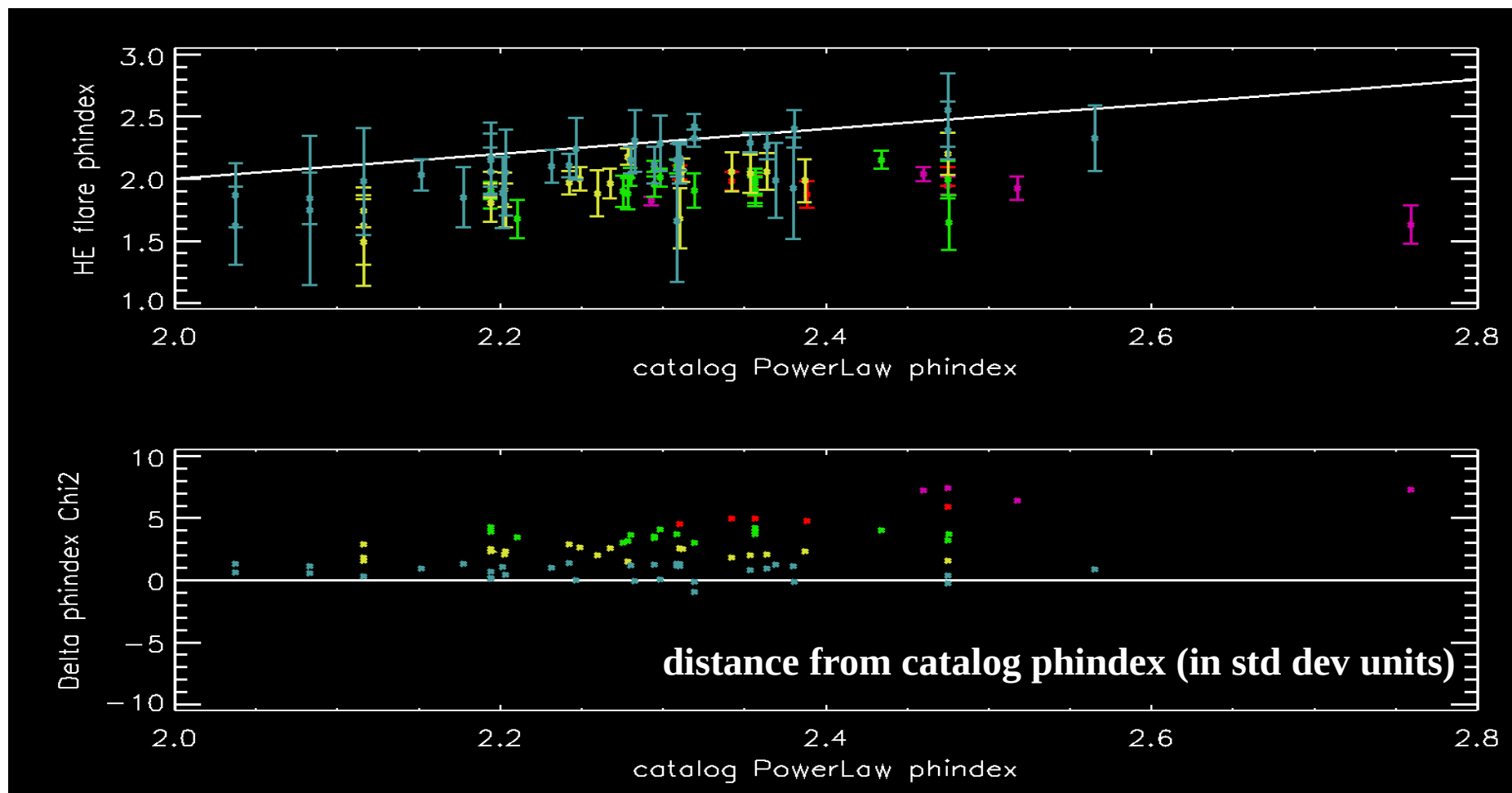
(fitting below E_{THR} : **200 MeV** - E_{THR})



PowerLaw photon-index distribution for HE flares (II)

(fitting below E_{THR} : 200 MeV – E_{THR})

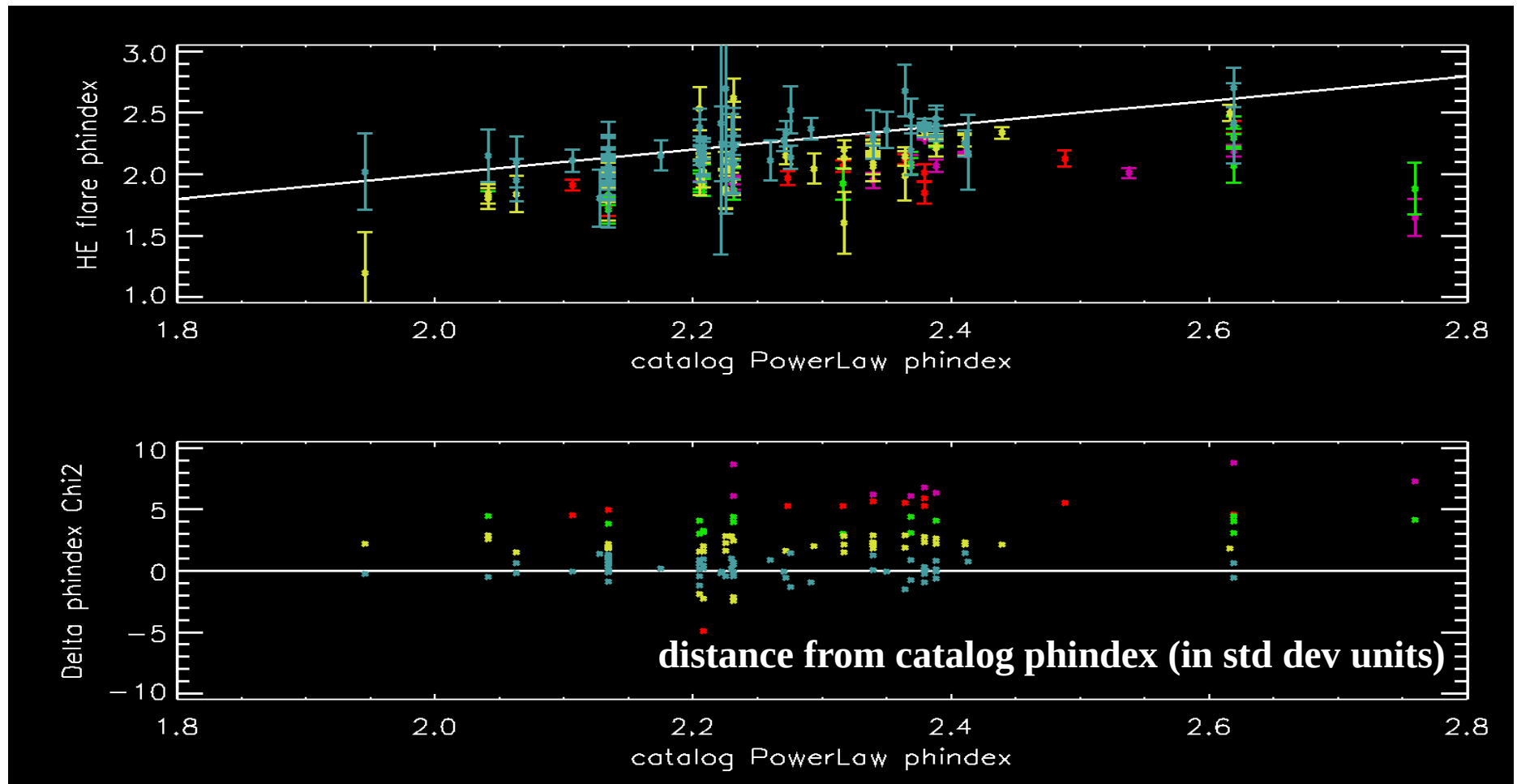
sources with PowerLaw spectrum in the 2nd FERMI-LAT catalog:



PowerLaw photon-index distribution for HE flares (III)

(fitting below E_{THR} : 200 MeV – E_{THR})

sources with LogParabolic spectrum in the 2nd FERMI-LAT catalog:



Trigger to VHE Cherenkov Telescopes (Mother of ToO proposal to MAGIC Telescope)

- **S3 0218+35 FSRQ? at $z=0.944$ (Raised both our trigger and FERMI-LAT monitoring, Atel 6349, we sent the trigger first, but were not cited in the Atel ...)**
- **S4 0954+65 BL Lac $z=0.368$ (Raised both FERMI-LAT monitoring and our trigger Atel #7080, MAGIC triggered first in Optical, we were not cited)**
- **PKS 1441+25 FSRQ at $z=0.939$ (Raised our trigger, Atel #7416)**
- **S2 0109+22 BL Lac $z=0.265$ (Raised our trigger, Atel #7844)**
- **We successfully triggered 2 FSRQs (of a total of 5 FSRQs detected at VHE)**

Some other Trigger had no VHE follow-up due to bad weather conditions or visibility.

Papers and Atels

(we usually do not disseminate Atels, but
sometimes we do)

- L. Pacciani, F. Tavecchio, I. Donnarumma, A. Stamerra et al., 2014, ApJ, 790, 45 (**10 FSRQs**)
- F. Tavecchio, L. Pacciani, I. Donnarumma, A. Stamerra et al., 2013, MNRAS, 435L, 24 (**1 FSRQ**)
- L. Pacciani, I. Donnarumma, K. D. Denney, et al., 2012, MNRAS, 425, 2015 (**1 FSRQ**)
- ATEL 6086, 6165, 7267, 7402, 7526, 7588, 7783, 7844

Due to the large amount of usefull triggers to High Energy AstroPhysics community, we are going to share new incoming triggers on a webpage without restrictions

Conclusions

- We discussed **12 flare candidates with MWL data (but we triggered ~40 other HE flares ToO within the last 2.5 years)**
- Gamma-ray spectra, MWL SED modeling, and spectral evolution are consistent with a **dissipation region at parsec scale**
- we identified **short periods** lasting 1,5-6 hours characterized by **hard gamma-ray spectra**.
- for those 12 FSRQs the following period corresponds to a **cooling phase?**
- Anyway we identified **other HE flares characterized by a faster Light Curve development** in the whole FERMI-LAT band (within less than a day).
- recollimation and turbulence models could account for the acceleration at pc scale
- The HE trigger method allowed for the **discovery of VHE emitting FSRQs** up to redshift 0.94.

- There are a huge number of gamma-ray FSRQs (**85 sources**), showing HE flares (**235 HE flares**, we did not select for the most disk-luminous FSRQs)
- Does the **shortest HE flares** confirms the previous picture, being the intermediate cases of **flares dissipating within the BLR shell, near the outer edge?**