

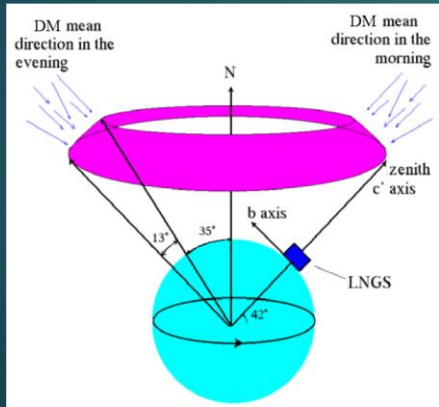
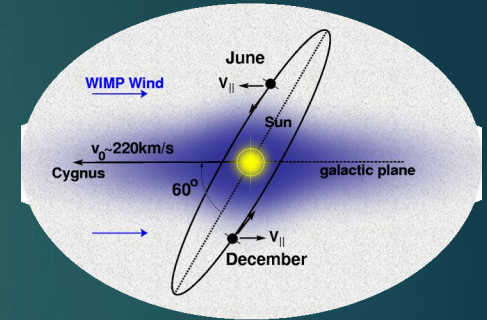


Rivelatori a risposta anisotropa ZnWO_4 per l'investigazione su particelle di Materia Oscura con la tecnica della direzionalità

The directionality approach for DM candidates inducing just nuclear recoils

Based on the study of the correlation between the Earth motion in the galactic rest frame and the arrival direction of Dark Matter (DM) particles inducing just nuclear recoils

The dynamics of the rotation of the Milky Way galactic disc through the halo of DM causes the Earth to experience a wind of DM particles apparently flowing along a direction opposite to that of solar motion relative to the DM halo



... because of the Earth's rotation around its axis, the DM particles average direction with respect to an observer fixed on the Earth changes during the sidereal day

The **direction of the induced nuclear recoils** can offer a way for pointing out the presence of that kind of candidate particles; in fact the nuclear recoils are expected to be **correlated** with their **impinging direction**,

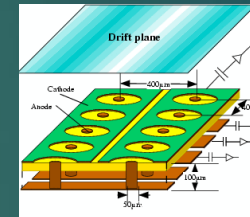
Directionality sensitive detectors: TPC

- Detection of the tracks' directions
 ⇒ Low Pressure **Time Projection Chamber** might be suitable; in fact the range of recoiling nuclei is of the order of mm (while it is $\sim \mu\text{m}$ in solid detectors)

In order to reach a significant sensitivity, a realistic TPC experiment needs e.g.:

1. extreme operational stability
2. high radiopurity
3. extremely large detector size
4. great spatial resolution
5. low energy threshold

Not yet competitive sensitivity



NEWAGE


μ -PIC (Micro Pixel Chamber) is a two dimensional position sensitive gaseous detector

DRIFT-II-d

The DRIFT-II-d detector in the Boulby Mine

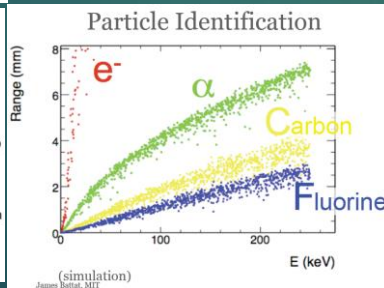
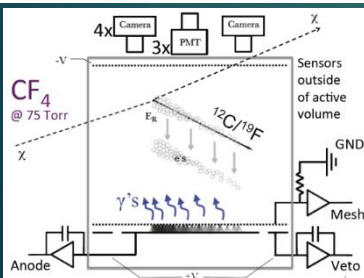
The detector volume is divided by the central cathode, each half has its own multi-wire proportional chamber (MWPC) readout.

0.8 m³ fiducial volume, 10/30 Torr CF₄/CS₂ → 139 g



Background dominated by Radon Progeny Recoils (decay of ²²²Rn daughter nuclei, present in the chamber)

DM-TPC



	Current	Plan
Detection Volume	30 × 30 × 31 cm ³	>1 m ³
Gas	CF ₄ 152 Torr	CF ₄ 30 Torr
Energy threshold	100 keV	35 keV
Energy resolution (@ threshold)	70% (FWHM)	50% (FWHM)
Gamma-ray rejection (@ threshold)	8 × 10 ⁻⁵	1 × 10 ⁻⁷
Angular resolution (@ threshold)	55° (RMS)	30° (RMS)

⇒ Internal radioactive BG restricts the sensitivities
 ⇒ We are working on to reduce the backgrounds!

- The "4-Shooter" 18L (6.6 gm) TPC 4xCCD, Sea-level@MIT
- moving to WIPP
- Cubic meter funded, design underway

Directionality sensitive detectors overcoming the track measurement difficulties: anisotropic scintillators



- Study of the variation in the response of anisotropic scintillation detectors during sidereal day. In fact, the light output and the pulse shape (**complementary approaches**) of these detectors depend on the direction of the impinging particles with respect to the crystal axes
 - The use of anisotropic scintillators to study the directionality signature was proposed for the first time in ref. [P. Belli et al., Il Nuovo Cim. C 15 (1992) 475], where the case of anthracene detector was preliminarily analysed, and revisited in ref. [R. Bernabei et al., Eur. Phys. J. C 28 (2003) 203]. Some preliminary activities have been carried out [N.J.C. Spooner et al, IDM1997 Workshop; Y. Shimizu et al., NIMA496(2003)347]
 - In the comparison with the anthracene the ZnWO_4 **anisotropic scintillator** offers a higher atomic weight and the possibility to realize crystals with masses of some kg, with high level of radio-purity, with threshold at few keV feasible (Eur. Phys. J. C 73 (2013) 2276)



Low background ZnWO_4 crystal scintillators



- DAMA in collaboration with INR-Kiev group have developed low background ZnWO_4 crystal scintillators to search 2β decay processes
- Low background measurements performed in the DAMA/RD set-up at LNGS



DAMA/RD set-up




- Air-tight Cu box continuously flushed with HP N_2
- 10 cm of high purity Cu
- 15 cm of low radioactive lead
- 1.5 mm of cadmium
- 4/10 cm polyethylene/paraffin
- The whole shield closed inside a Plexiglas box also continuously flushed with HP N_2

ZnWO₄ crystal scintillators

- Low background ZnWO₄ crystal scintillators with large volume and good scintillation properties realized
- Various detectors with mass 0.1-0.7 kg realized by exploiting different materials and techniques
- Detectors installed in a cavity (filled up with high-pure silicon oil) ϕ 47 x 59 mm in central part of a polystyrene light-guide 66 mm in diameter and 312 mm in length. The light-guides was faced by 2 low-background PMTs
- Main aim of the measurements was the study of the properties of ZnWO₄ and the search for 2β processes in Zinc and Tungsten isotopes.

PLB658(2008)193, NPA826(2009)256
 NIMA626-627(2011)31,
 JP38(2011)115107

Crystal scintillator	Size (mm)	Mass (g)
ZWO-1	20 × 19 × 40	117
ZWO-2	∅44 × 55	699
ZWO-2a	∅44 × 14	168



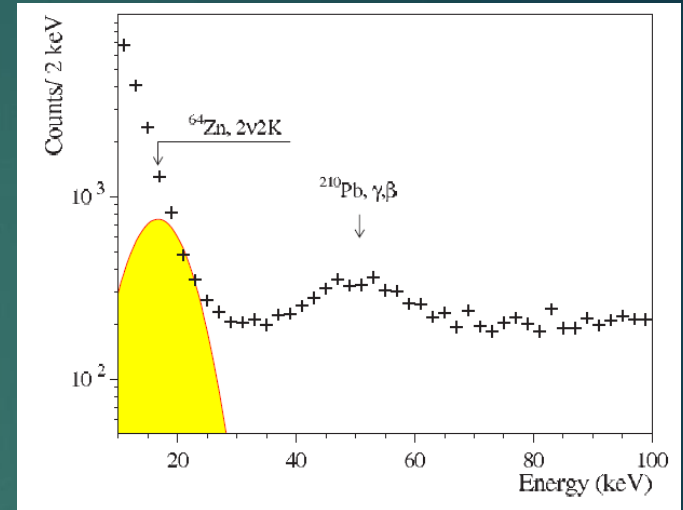
Achieved results on $\beta\beta$ decay modes in Zn and W isotopes with (0.1 – 0.7 kg) low background ZnWO_4

Obtained limits on the $\beta\beta$ decay modes of ^{64}Zn , ^{70}Zn , ^{180}W and ^{186}W :

$$T_{1/2} \sim 10^{18} - 10^{21} \text{ yr.}$$

- up to now only 5 nuclides (^{40}Ca , ^{78}Kr , ^{112}Sn , ^{120}Te and ^{106}Cd) over 34 candidates to 2ε , $\varepsilon\beta^+$, $2\beta^+$ processes have been studied at this level of sensitivity in direct experiments

J. Phys. G: Nucl. Part. Phys. 38 (2011) 115107



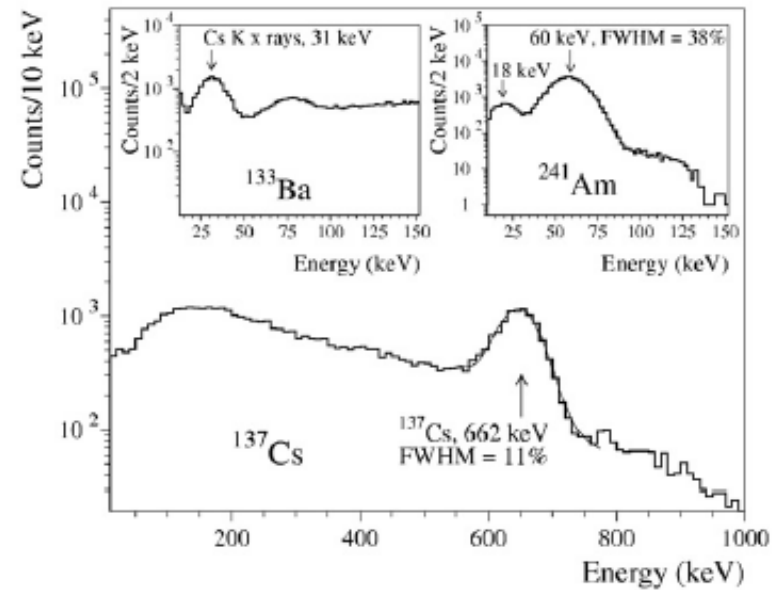
- 1) A possible positive hint of the $(2\nu+0\nu)\text{EC}\beta^+$ decay in ^{64}Zn with $T_{1/2} = (1.1 \pm 0.9) \times 10^{19} \text{ yr}$ [I. Bikit et al., Appl. Radiat. Isot. 46(1995)455] excluded
- 2) $0\nu 2\text{EC}$ in ^{180}W is of particular interest due to the possibility of the **resonant process**;
- 3) the **rare α decay** of the ^{180}W with $T_{1/2} = (1.3^{+0.6}_{-0.5}) \times 10^{18} \text{ yr}$ **observed** and new limit on the $T_{1/2}$ of the α transition of the ^{183}W to the metastable level $1/2^-$ at 375 keV of ^{179}Hf has been set:
$$T_{1/2} > 6.7 \times 10^{20} \text{ yr.}$$

Performances of the ZnWO_4 crystal scintillator

➤ Main characteristics

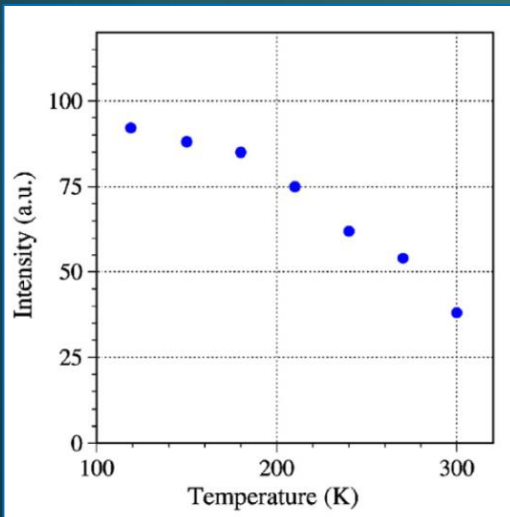
Density (g/cm^3)	7.87
Melting point ($^\circ\text{C}$)	1200
Structural type	Wolframite
Cleavage plane	Marked (010)
Hardness (Mohs)	4–4.5
Wavelength of emission maximum (nm)	480
Refractive index	2.1–2.2
Effective average decay time (μs)	24

FWHM in the range of
(8.8–14.6)% @662 keV



➤ Light yield and energy threshold

An energy threshold of 10 keV has been used in a past experiment not optimized for the low energy region



A competitive experiment for the DM investigation needs a low energy threshold, that is:

- Suitable light output (photoelectron/keV)
- Efficient reduction of the residual noise near threshold

Improvement of the energy threshold can be obtained e.g. by:

- ✓ coupling 2 PMTs in coincidence at single ph.e. level;
- ✓ placing the crystal in silicone oil (light collection improvement ~40%);
- ✓ decreasing the operational temperature of the ZnWO_4 scintillator;
- ✓ or with a combination of the previous points

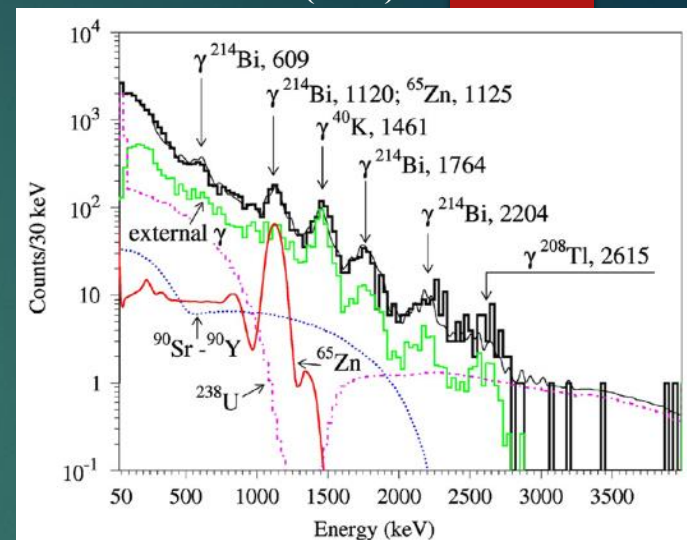
Performances of the ZnWO_4 crystal scintillator

NIMA 626(2011)31

➤ Radiopurity

The measured radioactive contamination of ZnWO_4 approaches that of specially developed low background NaI(Tl):

- ~ 0.5 ppt for ^{232}Th ;
- ~ 0.2 ppt for ^{238}U ;
- < 0.02 mBq/kg for ^{40}K ;
- total α activity of 0.18 mBq/kg



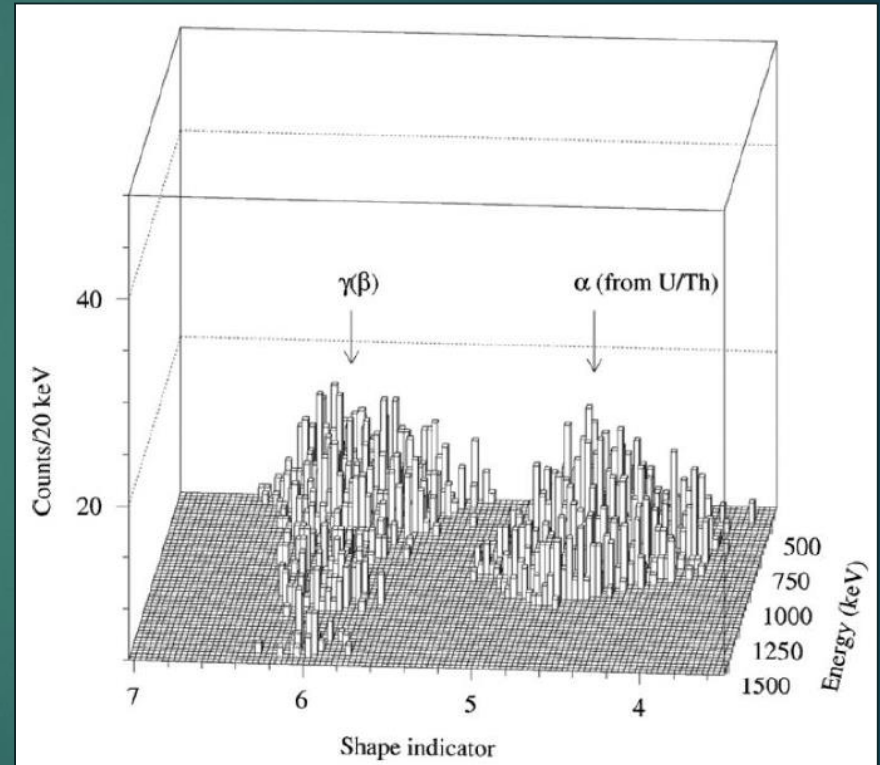
Run	Crystal	Size mass producer	t (h)	FWHM (%)	Background counting rate in counts/(day keV kg) in the energy intervals (MeV)		
					0.2–0.4	0.8–1.0	2.0–2.9
1	ZWO-1	20 × 19 × 40 mm 117 g ISMA ^a	2906	12.6	1.71(2)	0.25(1)	0.0072(7)
2	ZWO-2	∅ 44 × 55 mm 699 g ISMA	2130	14.6	1.07(1)	0.149(3)	0.0072(4)
3	ZWO-3	∅ 27 × 33 mm 141 g ISMA (re-crystallization of ZWO-2)	994	18.2	1.54(4)	0.208(13)	0.0049(10)
4	ZWO-4	∅ 41 × 27 mm 239 g	834	14.2	2.38(4)	0.464(17)	0.0112(12)
5		NIIC ^b	4305	13.3	1.06(1)	0.418(7)	0.0049(4)

Developments is still ongoing: ⇒ future ZnWO_4 crystals with higher radiopurity expected

Performances of the ZnWO_4 crystal scintillator

➤ *Pulse shape analysis*

The dependence of the pulse shapes on the type of irradiation in the ZnWO_4 scintillator allows one to discriminate $\beta(\gamma)$ events from those induced by α particles and to identify the α background

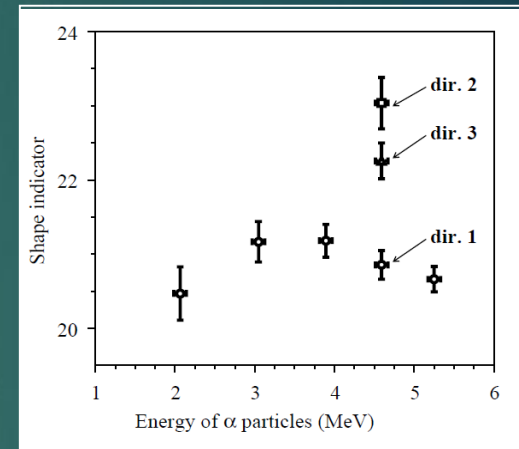
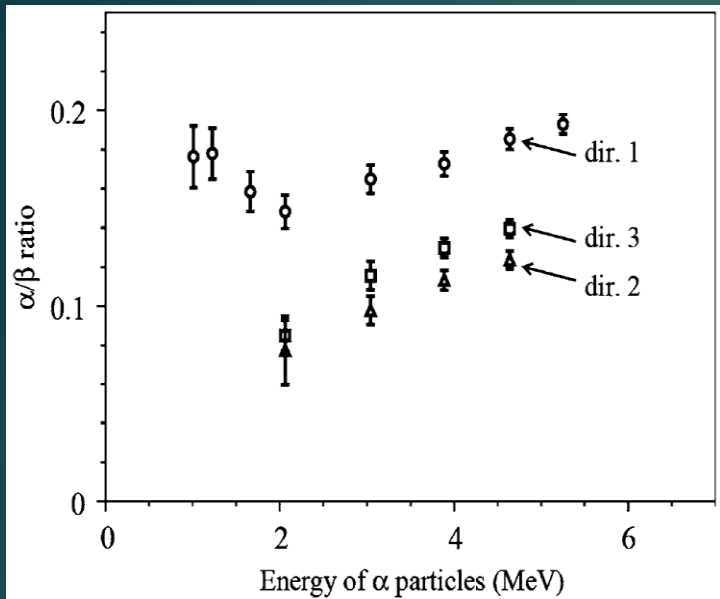


Anisotropic features in ZnWO₄

The reachable sensitivity of the directionality approach depends on the anisotropic features of the detectors in response to the low energy nuclear recoils induced by the DM particles

Measurements with α particles have shown that the **light response** and the **pulse shape** of a ZnWO₄ depend on the impinging direction of α particles with respect to the crystal axes

Such effects are absent in case of electron excitation



These anisotropic effects are ascribed to preferred directions of the excitons' propagation in the crystal lattice affecting the dynamics of the scintillation mechanism

Similar effect is expected in the case of low energy nuclear recoils \Rightarrow Dedicated measurements are in preparation

Both the anisotropic features of the ZnWO₄ detectors can provide two independent ways to exploit the directionality approach



Performances of the ZnWO_4 crystal scintillator

➤ *Summarizing*

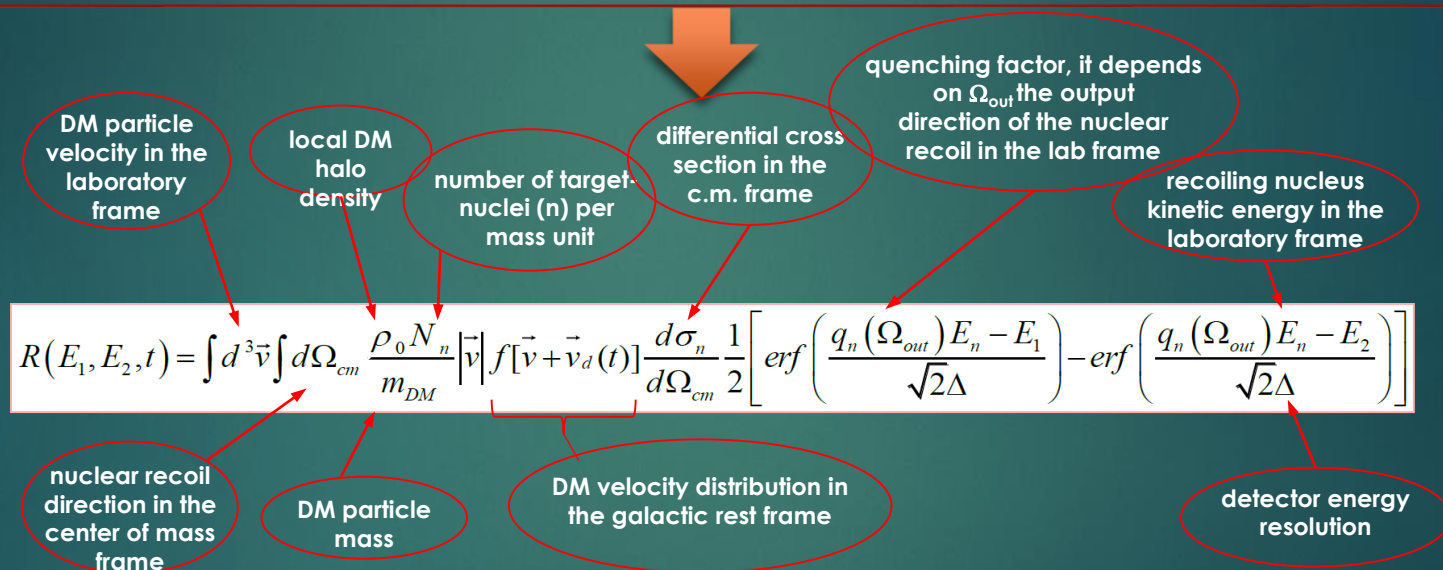
- ✓ Large mass crystals
- ✓ High level of radiopurity
- ✓ Suitable light output
- ✓ keV energy threshold
- ✓ Pulse shape discrimination
- ✓ Sensitivity to different DM masses (with Zn, W and O)
- ✓ High stability of the running conditions
- ✓ Suitable anisotropic features

An example of the signal rate in given scenario

Eur. Phys. J. C 73 (2013) 2276

As a consequence of the **light response anisotropy**, recoil nuclei induced by the considered DM candidates could be discriminated from the background thanks to the expected variation of their low energy distribution along the day

The expected signal counting rate in the energy window (E_1, E_2) is a function of the time t (i.e. of Type equation here. $v_d(t)$ the **detector velocity in the galactic rest frame**)



NB: Many quantities are model dependent and a model framework has to be fixed. In this example, for simplicity, a set of assumptions and of values have been fixed, without considering the effect of the existing uncertainties on each one of them.

... some about a model framework

Model description:

- a simple spherical isothermal DM halo model with Maxwellian velocity distribution, 220 km/s local velocity, 0.3 GeV/cm^3 local density (ρ_0) and 650 km/s escape velocity;
- DM with dominant spin-independent coupling and the following scaling law (DM-nucleus elastic cross section, σ_n , in terms of the DM elastic cross section on a nucleon, σ_p):

$$\sigma_n = \sigma_p \left(\frac{M_n^{\text{red}}}{M_p^{\text{red}}} \cdot A \right)^2 = \sigma_p \left(\frac{m_p + m_{DM}}{m_n + m_{DM}} \cdot \frac{m_n}{m_p} \cdot A \right)^2$$

- a simple exponential form factor:

$$F_n^2(E_n) = e^{-\frac{E_n}{E_0}} \quad E_0 = \frac{3(\hbar c)^2}{2m_n r_0^2} \quad r_0 = 0.3 + 0.91\sqrt{m_n}$$

Quenching factor:

$$q_n(\Omega_{\text{out}}) = q_{n,x} \sin^2 \gamma \cos^2 \phi + q_{n,y} \sin^2 \gamma \sin^2 \phi + q_{n,z} \cos^2 \gamma$$

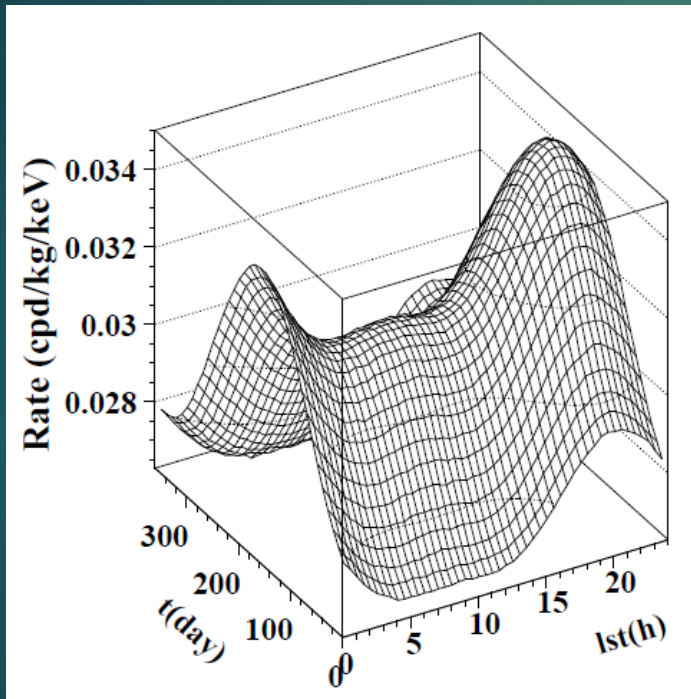
where $q_{n,i}$ is the quenching factor value for a given nucleus, n , with respect to the i -th axis of the anisotropic crystal and $\Omega_{\text{out}} = (\gamma, \phi)$ is the output direction of the nuclear recoil in the laboratory frame $q_{n,i}$ have been calculated following ref. [V.I. Tretyak, Astropart. Phys. 33 (2010) 40] considering the data of the anisotropy to α particles of the ZnWO_4 crystal

$$\text{Energy resolution: } FWHM = 2.4\sqrt{E(\text{keV})}$$

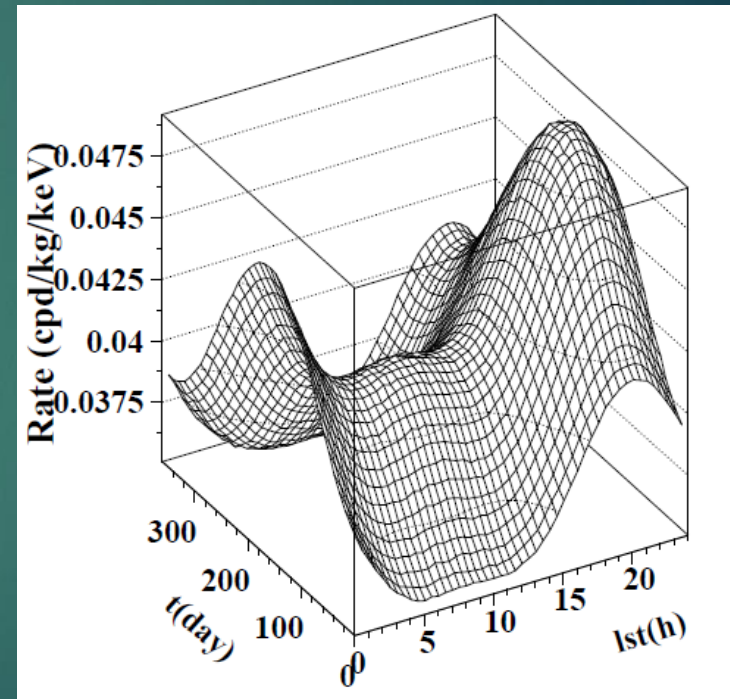
Example of the expected signal in a simplified model

Expected signal rate as a function of sidereal time and days of the year

[2-3] keV $\sigma_p = 5 \times 10^{-5}$ pb
 $m_{DM} = 10$ GeV



[6-7] keV $\sigma_p = 5 \times 10^{-5}$ pb
 $m_{DM} = 100$ GeV



Model dependent comparisons; example of reachable sensitivity in a scenario considered in EPJC73(2013)2276

Considering an experiment with:

- 200 kg of ZnWO₄;
- 5 years of data taking.

The reachable sensitivity has been calculated considering four possible time independent background levels in the low energy region:

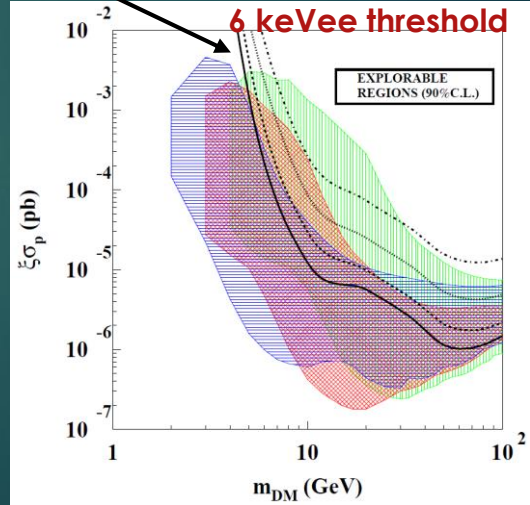
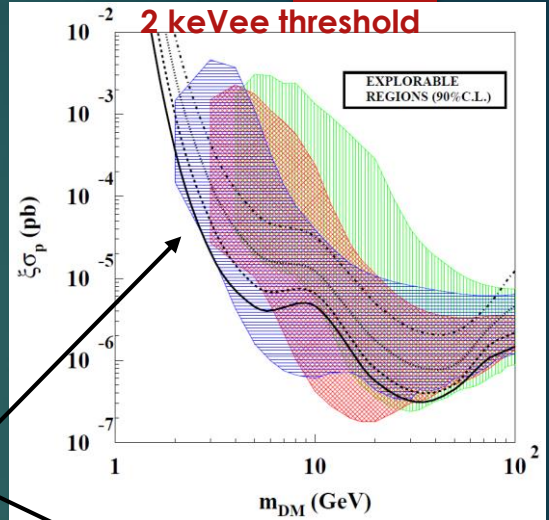
- 10⁻⁴ cpd/kg/keV _____
- 10⁻³ cpd/kg/keV - - - - -
- 10⁻² cpd/kg/keV
- 0.1 cpd/kg/keV - · - · - ·

Black lines are the sensitivities reachable with four possible background levels in the low energy region in a given scenario

The directionality approach can reach in the given scenario a sensitivity to the cross section at level of 10⁻⁵ – 10⁻⁷ pb, depending on the particle mass

For comparison, there are also shown (green, red and blue) allowed regions obtained with a corollary analysis of the 9.3 σ C.L. DAMA/NaI + DAMA/LIBRA model independent result in terms of scenarios for the DM candidates considered here

Eur. Phys. J. C 73 (2013) 2276



Conclusions



- Anisotropic ZnWO_4 detectors is a very promising detector to investigate the directionality for DM particle inducing recoils
- These detectors could permit to reach - in given scenarios - sensitivity to the cross section at level of $10^{-5} - 10^{-7}$ pb, depending on the particle mass
- Such an experiment can investigate with the new approach the presence of DM candidates induce just nuclear recoils, providing complementary information on their nature and interaction
- It would represent a first realistic attempt to investigate the directionality approach