

SUSY searches in multi-lepton final states

Stewart Martin-Haugh

On behalf of the ATLAS collaboration

Les Rencontres de Physique de la Valle d'Aoste



US

University of Sussex

- ▶ Present two SUSY searches with multiple (≥ 3) leptons ($\ell = e/\mu$)
 - ▶ = 3 leptons: Gaugino production
 - ▶ ≥ 4 leptons: R-parity violating SUSY
- ▶ 2012 ATLAS data ($\sqrt{s} = 8$ TeV, 13 fb^{-1})
- ▶ Similar backgrounds \rightarrow similar background estimation/analysis strategy

3 leptons

Search for weak gaugino production

[ATLAS-CONF-2012-154](#)

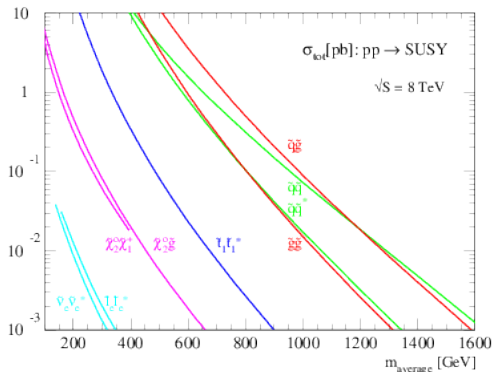
≥ 4 leptons

Search for R-parity violating SUSY

[ATLAS-CONF-2012-153](#)

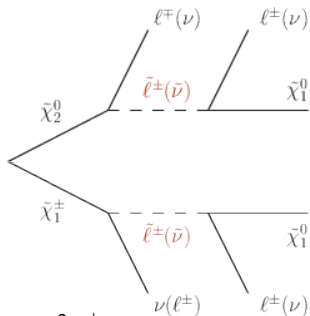
- ▶ Gauginos = linear combination of higgsinos, winos and binos
 - ▶ Charginos ($\tilde{\chi}_1^\pm, \tilde{\chi}_2^\pm$) or neutralinos ($\tilde{\chi}_1^0, \tilde{\chi}_2^0, \tilde{\chi}_3^0, \tilde{\chi}_4^0$)
- ▶ Limits on coloured SUSY particle (\tilde{q}, \tilde{g}) masses **much higher** than on uncoloured SUSY particles (sleptons, gauginos)

- ▶ Weak production of gauginos and sleptons could dominate at LHC
- ▶ Search for events with multiple leptons, missing energy and few jets

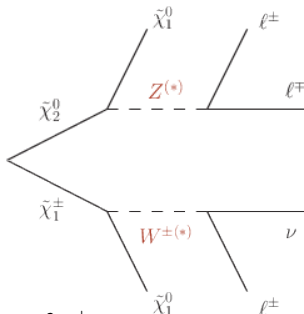


- ▶ Simulate a single process/diagram
- ▶ Simplified phenomenology (set most particle masses to > 1 TeV: effective theory)
- ▶ Reasonable assumptions about branching ratios
- ▶ Can translate into realistic model results
- ▶ Used for all results shown here

$$qq' \rightarrow \tilde{\chi}_2^0 \tilde{\chi}_1^\pm \rightarrow 3\ell + \cancel{E}_T$$



1) $\tilde{\chi}_2^0 \tilde{\chi}_1^\pm$ decay via $\tilde{\ell}/\tilde{\nu}$



2) $\tilde{\chi}_2^0 \tilde{\chi}_1^\pm$ decay via W/Z

- ▶ Simplified models **1** and **2** have different kinematics
- ▶ Distinct background compositions
- ▶ Different signal regions required

3 lepton signal regions (SRs)

Selection	SR1a	SR1b	SR2
Targeted $\tilde{\chi}_2^0$ decay	$\tilde{l}^{(*)}$ or Z^*		on-shell Z
$Z \rightarrow \ell\ell$ candidate ¹	veto		requirement
Number of b -jets	0		any
E_T^{miss}	> 75 GeV		> 120 GeV
m_T	any	> 110 GeV	> 110 GeV
p_T of leptons	> 10 GeV	> 30 GeV	> 10 GeV

- ▶ Different signal regions target distinct $\tilde{\chi}_2^0$ decays
- ▶ SR1a/b vetoes $Z \rightarrow \ell\ell$ production
- ▶ SR1b = SR1a + additional selection for large mass splittings between sparticles
- ▶ SR2 targets $Z \rightarrow \ell\ell$ production

¹ Z candidate: $m_{\ell\ell}$ within 10 GeV of m_Z

Matrix method

- ▶ Data made up of “**real**” (**R**) leptons (Z/γ^* , SUSY decays) and “**fake**” (**F**) leptons (conversions, light and heavy flavour decays): $N(R, F)$
- ▶ Only observe “**tight**” (**T**: high efficiency, low purity) and “**loose**” (**L**: low efficiency, high purity) leptons: $N(T, L)$

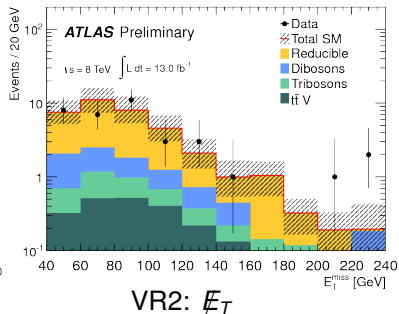
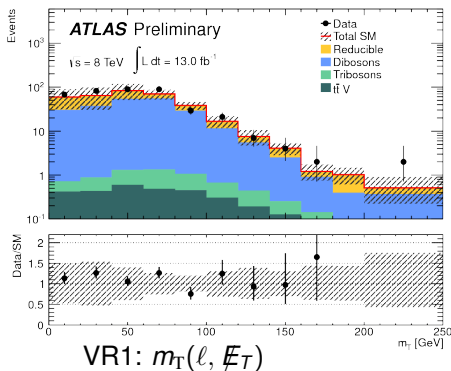
$$N(L, T) = \mathbf{M} N(R, F)$$
$$\rightarrow N(R, F) = \mathbf{M}^{-1} N(T, L)$$

- ▶ **M** = matrix of lepton efficiencies and mis-identification rates
- ▶ Control regions used to measure terms in **M**

3 lepton analysis background estimation

- ▶ Irreducible backgrounds = ≥ 3 “real” leptons \rightarrow MC prediction
- ▶ Reducible backgrounds = ≤ 2 “real” leptons \rightarrow matrix method estimation

- ▶ WZ is largest irreducible background
 - ▶ Normalise to data in control region
- ▶ Background validation regions (VRs):
 - ▶ VR1: $Z^* + X, WZ^*$
 - ▶ VR2: $t\bar{t}$ /reducible
 - ▶ VR3: WZ



3 lepton analysis results

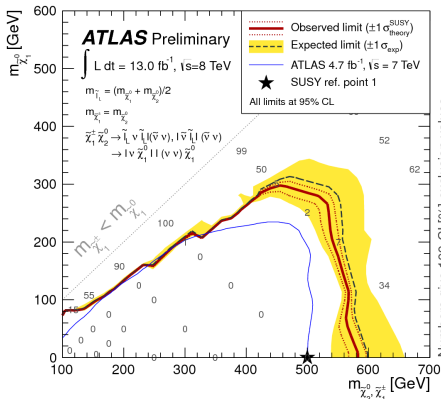
- ▶ $\sqrt{s} = 8 \text{ TeV}, 13 \text{ fb}^{-1}$
- ▶ Visible cross section limit = $\sigma \times \text{acceptance} \times \text{efficiency}$ at 95% CL

	SR1a	SR1b	SR2
$t\bar{t}+V$	0.62 ± 0.28	0.13 ± 0.07	0.9 ± 0.4
triboson	3.0 ± 3.0	0.7 ± 0.7	0.34 ± 0.34
ZZ	2.0 ± 0.7	0.30 ± 0.23	0.10 ± 0.10
WZ (normalised)	34 ± 4	1.2 ± 0.6	4.7 ± 0.8
Reducible	10 ± 6	0.8 ± 0.4	$0.012^{+1.6}_{-0.012}$
Total expected events (stat. + syst. combined)	50 ± 8	3.1 ± 1.0	$6.1^{+2.0}_{-1.2}$
Observed number of events	48	4	4
Observed (expected) vis. cross section limit	1.3 (1.5) fb	0.5 (0.4) fb	0.4 (0.5) fb

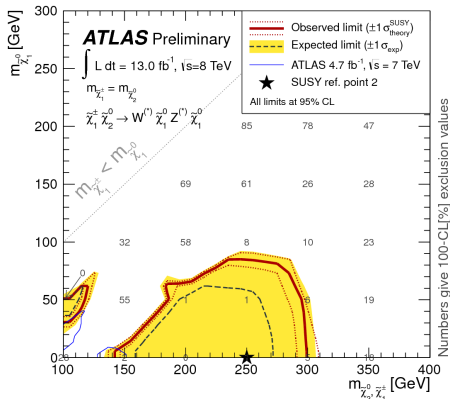
- ▶ SR1a: $3 \ell + \cancel{E}_T > 75 \text{ GeV} + Z \text{ veto} + b\text{-jet veto}$
 - ▶ SR1b: SR1a + $m_T > 110 \text{ GeV} + p_T^\ell > 30 \text{ GeV}$
- ▶ SR2: $3 \ell + \cancel{E}_T > 110 \text{ GeV} + Z \text{ request} + m_T > 110 \text{ GeV}$

3 lepton analysis results

- ▶ Simplified models of chargino-neutralino ($\tilde{\chi}_2^0 \tilde{\chi}_1^\pm$) production
- ▶ Other interpretations in backup

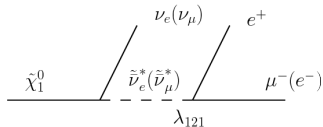


Intermediate decay through sleptons/sneutrinos



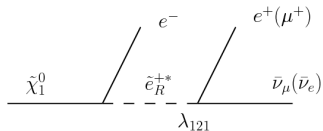
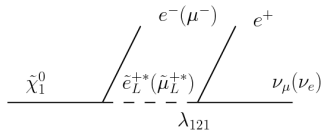
Intermediate decay through W and Z bosons

- ▶ Most general formulation of SUSY has B - and/or L -violating couplings $\lambda_{ijk} \neq 0$
 - ▶ No stable LSP
- ▶ Here assume $\tilde{\chi}_1^0$ LSP with decays
 - ▶ $\tilde{\chi}_1^0 \rightarrow \nu_{i/j} \ell_{j/i}^\pm \ell_k^\mp$ at rate $\propto \lambda_{ijk}$



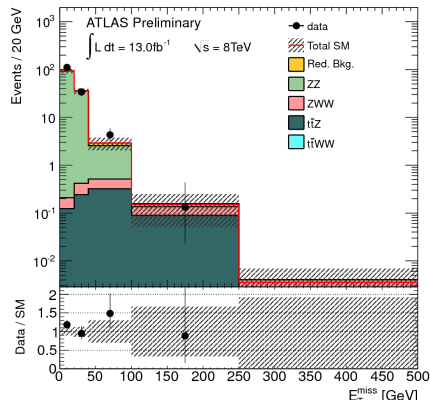
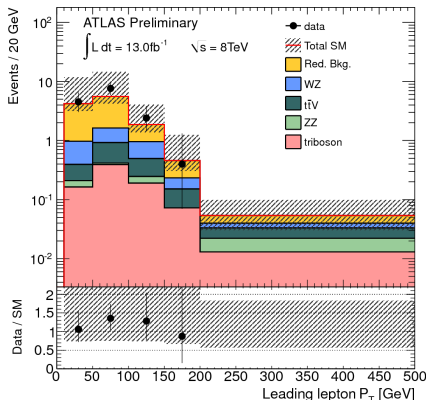
- ▶ Final states with multiple leptons and \cancel{E}_T
- ▶ Search for ≥ 4 leptons and one of

- ▶ High \cancel{E}_T
- ▶ High effective mass, m_{eff}
 $(m_{\text{eff}} = \cancel{E}_T + \sum(p_T^{\text{lepton}} + p_T^{\text{jet}}))$



4 lepton analysis background estimation

- ▶ Irreducible backgrounds = ≥ 4 “**real**” leptons \rightarrow MC prediction
- ▶ Reducible backgrounds = ≤ 3 “**real**” leptons \rightarrow simplified matrix method
- ▶ Background modelling checked in 4 validation regions (VRs)



4 lepton analysis results

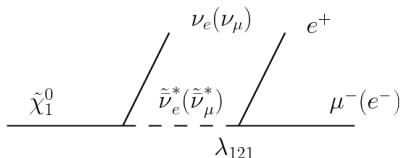
- ▶ $\sqrt{s} = 8 \text{ TeV}$, 13 fb^{-1}
- ▶ Select 4 ℓ + no Z candidate² and then
 - ▶ Signal Region 1: $\cancel{E}_T > 50 \text{ GeV}$
 - ▶ Signal Region 2: $m_{\text{eff}} > 300 \text{ GeV}$

	SR1	SR2
ZZ	$0.07^{+0.18}_{-0.08}$	$0.99^{+0.66}_{-0.63}$
triboson	$0.10^{+0.01}_{-0.01}$	$0.08^{+0.01}_{-0.01}$
$t\bar{t}Z$	$0.04^{+0.02}_{-0.02}$	$0.06^{+0.02}_{-0.02}$
$t\bar{t}WW$	$0.01^{+0.01}_{-0.00}$	$0.00^{+0.00}_{-0.00}$
Reducible	$-0.01^{+0.14}_{-0.19}$	$0.09^{+0.17}_{-0.17}$
Total expected events (stat. + syst. combined)	$0.25^{+0.29}_{-0.25}$	$1.2^{+0.5}_{-0.4}$
Observed number of events	1	2
Observed (expected) vis. cross section limit	$< 0.34 \text{ (0.28) fb}$	$< 0.28 \text{ (0.38) fb}$

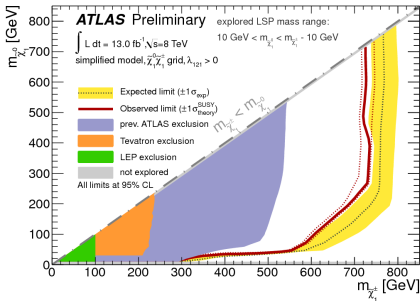
- ▶ Visible cross section limit = $\sigma \times \text{acceptance} \times \text{efficiency}$ at 95% CL

²all lepton invariant mass combinations ($m_{\ell\ell}$, $m_{3\ell}$, $m_{4\ell}$) 10 GeV from m_Z

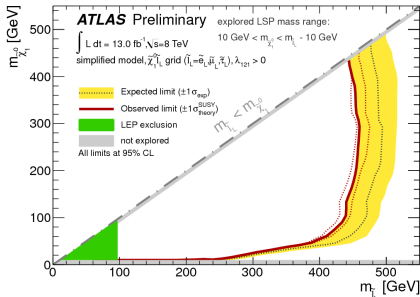
- ▶ 4 RPV simplified models with $\lambda_{121} \neq 0$
- ▶ Different NLSP decays (assume 100% branching ratio)
 - ▶ Wino: $\tilde{\chi}_1^\pm \rightarrow W^\pm \tilde{\chi}_1^0$
 - ▶ Left-handed slepton: $\tilde{\ell}_L \rightarrow \ell \tilde{\chi}_1^0$
 - ▶ Sneutrino: $\tilde{\nu}_\ell \rightarrow \nu_\ell \tilde{\chi}_1^0$
 - ▶ Gluino: $\tilde{g} \rightarrow q\bar{q}' \tilde{\chi}_1^0$
- ▶ $\lambda_{122} \neq 0$ in backup



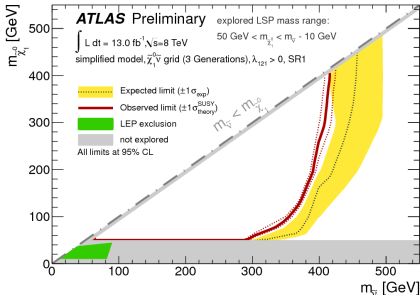
Example $\tilde{\chi}_1^0$ decay



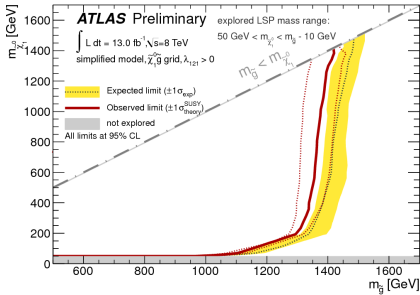
RPV Wino NLSP ($\lambda_{121} \neq 0$)



RPV L-slepton NLSP ($\lambda_{121} \neq 0$)



RPV Sneutrino NLSP ($\lambda_{121} \neq 0$)



RPV Gluino NLSP ($\lambda_{121} \neq 0$)

- ▶ 13.0 fb⁻¹ of 8 TeV *pp* data analysed
- ▶ Two analyses (3 and ≥ 4 lepton final states)
- ▶ No significant excesses observed
- ▶ Limits set in a variety of different SUSY scenarios
- ▶ Analyses of full 2012 dataset underway now!

More information:

3 leptons

Search for weak gaugino
production

[ATLAS-CONF-2012-154](#)

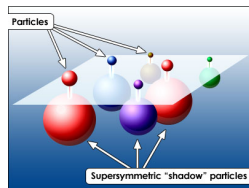
≥ 4 leptons

Search for R-parity violating
SUSY

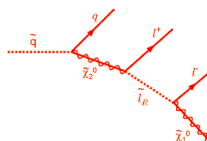
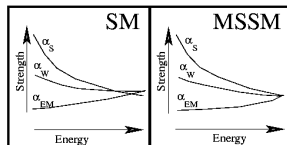
[ATLAS-CONF-2012-153](#)

- ▶ Supersymmetry
- ▶ m_{eff}, m_T
- ▶ Background estimation details
 - ▶ Matrix method (3 lepton)
 - ▶ Weighting method (4 lepton)
- ▶ Extra interpretations
- ▶ Photo credit:
 - ▶ Aosta valley - www.stevhuffphoto.com
 - ▶ Spherical cow - Ingrid Kallick, Wikipedia

- ▶ Symmetry between fermions and bosons
 - ▶ Entirely new spectrum of “superpartners”
 - ▶ Solution to hierarchy problem
 - ▶ Dark matter candidate (lightest supersymmetric particle (LSP) stable, weakly interacting)
 - ▶ Unification of gauge couplings at GUT scale



- ▶ Phenomenology
 - ▶ “Cascade” decays → multiple jets and leptons
 - ▶ Significant missing energy from LSP



Transverse mass of 4-vectors L_1, L_2

- ▶ $m_T = 2\sqrt{p_T^{L_1} p_T^{L_2} (1 - \cos \phi(L_1, L_2))}$
 - ▶ Here, always referring to $m_T(\ell, \cancel{E}_T)$

Effective mass of an event

- ▶ $m_{\text{eff}} = \cancel{E}_T + \sum(p_T^{\text{lepton}} + p_T^{\text{jet}})$
- ▶ Jet p_T above 40 GeV, lepton p_T above 10 GeV
- ▶ Scalar sum

- ▶ Highest p_T lepton is real in 99% of cases (from MC)
- ▶ Always treating it as real reduces matrix dimension from 8×8 to 4×4
- ▶ Final matrix equation:

$$\begin{pmatrix} N_{TT} \\ N_{TL'} \\ N_{L'T} \\ N_{L'L'} \end{pmatrix} = \begin{pmatrix} \epsilon_1 \epsilon_2 & \epsilon_1 f_2 & f_1 \epsilon_2 & f_1 f_2 \\ \epsilon_1 (1 - \epsilon_2) & \epsilon_1 (1 - f_2) & f_1 (1 - \epsilon_2) & f_1 (1 - f_2) \\ (1 - \epsilon_1) \epsilon_2 & (1 - \epsilon_1) f_2 & (1 - f_1) \epsilon_2 & (1 - f_1) f_2 \\ (1 - \epsilon_1)(1 - \epsilon_2) & (1 - \epsilon_1)(1 - f_2) & (1 - f_1)(1 - \epsilon_2) & (1 - f_1)(1 - f_2) \end{pmatrix} \cdot \begin{pmatrix} N_{RR} \\ N_{RF} \\ N_{FR} \\ N_{FF} \end{pmatrix}$$

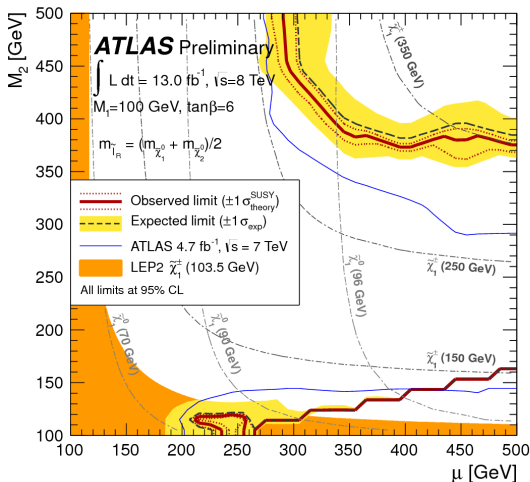
- ▶ Total reducible background estimated by:

$$N_{\text{red}} = [N_{\text{data}}(3\ell_T + \ell_L) - N_{\text{MCirr}}(3\ell_T + \ell_L)] \times F(\ell_L) \\ - [N_{\text{data}}(2\ell_T + \ell_{L_1} + \ell_{L_2}) - N_{\text{MCirr}}(2\ell_T + \ell_{L_1} + \ell_{L_2})] \times F(\ell_{L_1}) \times F(\ell_{L_2})$$

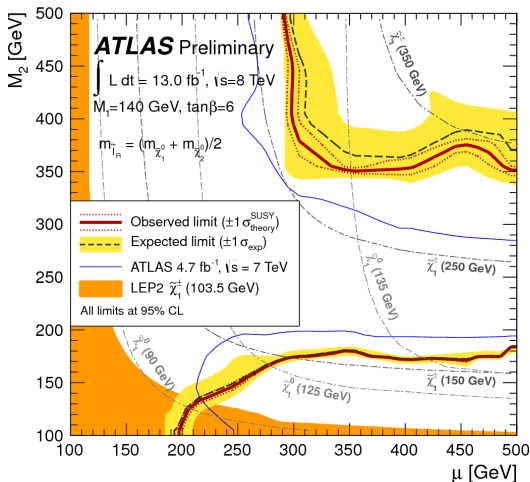
- ▶ Definitions:
 - ▶ $N_{\text{data}}(3\ell_T + \ell_L)$: number of events in data with 3 tight leptons and 1 loose lepton
 - ▶ $N_{\text{MCirr}}(3\ell_T + \ell_L)$: number of events in MC with 3 tight leptons and 1 loose lepton
 - ▶ $F(\ell_L)$: “Fake factor” similar to usual definition of fake rate
- ▶ Use of loose leptons allows for higher statistics
- ▶ Contributions from events with > 2 fake leptons found to be negligible
- ▶ Similar to matrix method, but only using one linear equation

The pMSSM is a general framework for exploring SUSY parameter space

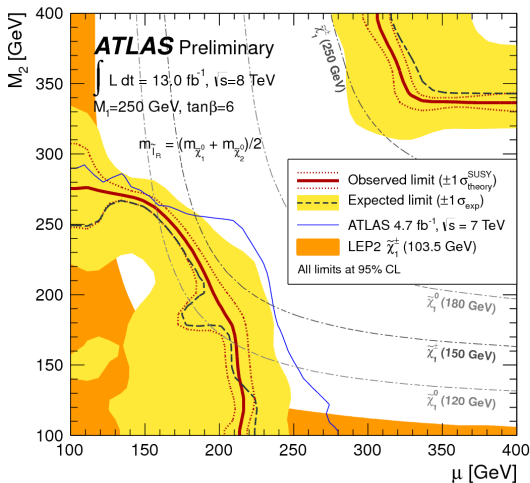
- ▶ Gluinos, squarks and left-handed sleptons set to have masses > 2 TeV
- ▶ Use $\tan \beta = 6 \rightarrow$: good branching ratios into all slepton types
- ▶ M_1 , M_2 and μ define mixing of $\tilde{\chi}_i^\pm$ and $\tilde{\chi}_j^0$
- ▶ 2 lepton final state: mainly $\tilde{\ell}^\pm \tilde{\ell}^\mp$, $\tilde{\chi}_1^\pm \tilde{\chi}_1^\mp$
- ▶ 3 lepton final state: mainly $\tilde{\chi}_1^\pm \tilde{\chi}_2^0$ production



3 lepton pMSSM $M_1 = 100$ limit (blue lines from 2/3 lepton analysis combination)

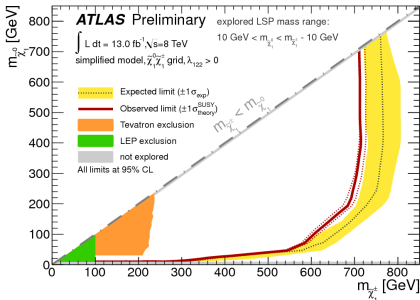


3 lepton pMSSM $M_1 = 140$ limit (blue lines from 2/3 lepton analysis combination)

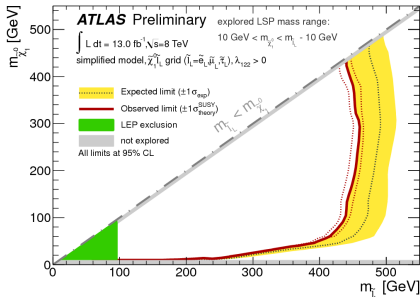


3 lepton pMSSM $M_1 = 250$ limit (blue lines from 2/3 lepton analysis combination)

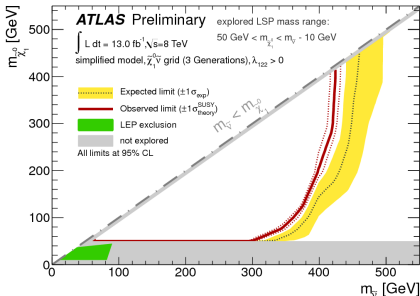
- ▶ Extra grids with $\lambda_{122} \neq 0$ instead of $\lambda_{121} \neq 0$ on next slide



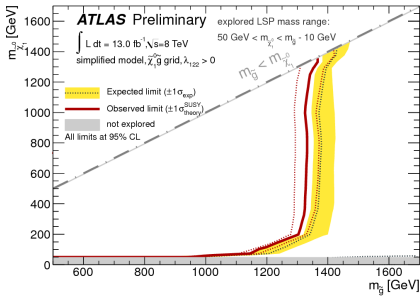
RPV Wino NLSP ($\lambda_{122} \neq 0$)



RPV L-slepton NLSP ($\lambda_{122} \neq 0$)



RPV Sneutrino NLSP ($\lambda_{122} \neq 0$)



RPV Gluino NLSP ($\lambda_{122} \neq 0$)