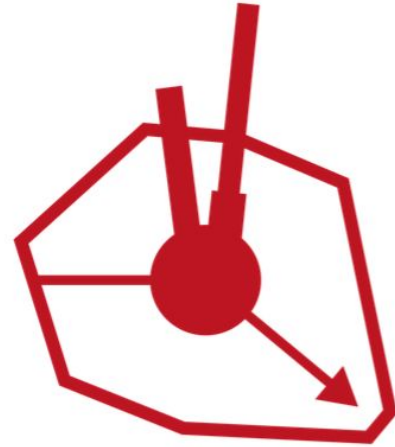


# Developments and Performance of ATLAS Electron and Photon Triggers in Run 3

Timoty Duong  
On behalf of the ATLAS Collaboration

4th - 8th May 2026



# DIS2026



Funded by  
the European Union

DITTO - GA 101089007



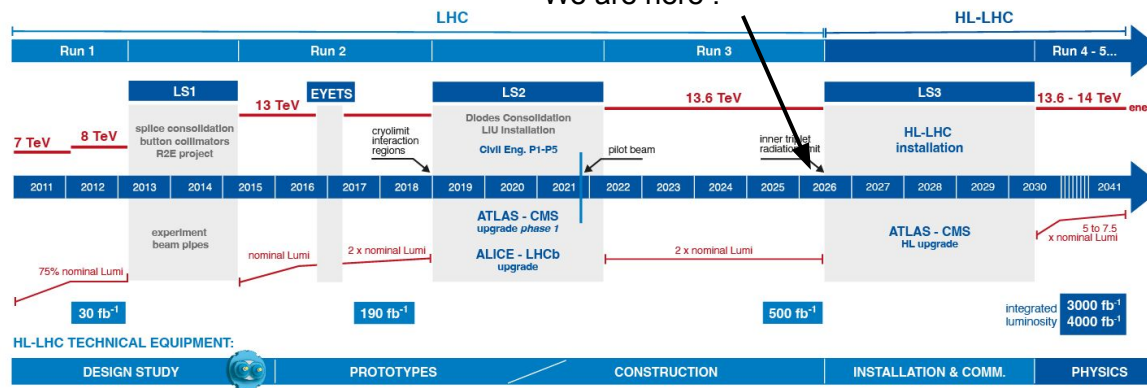
# ATLAS data taking in Run 3



## LHC / HL-LHC Plan

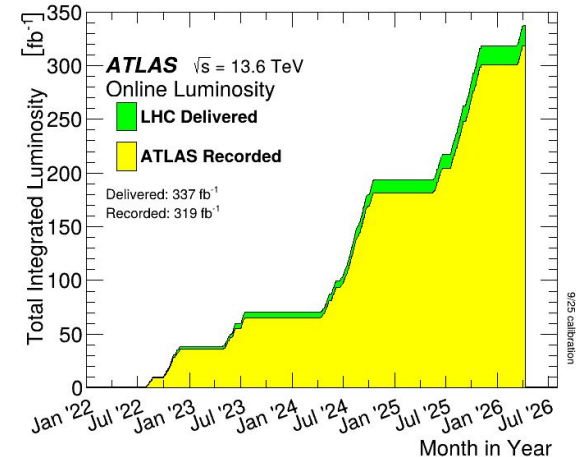
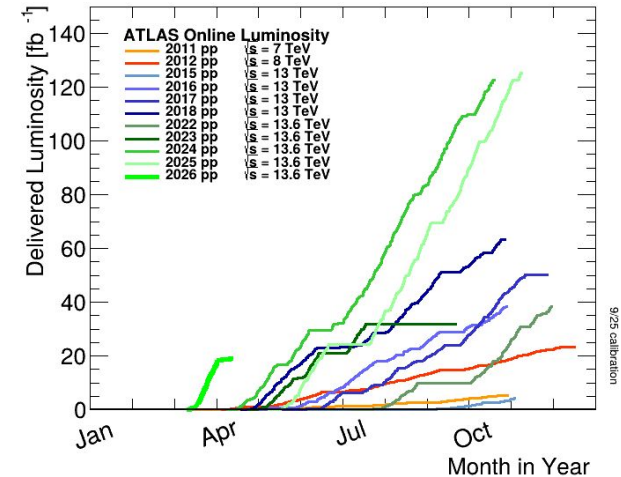


We are here !



	Run 2	Run 3
Quantity of pp data	$147 \text{ fb}^{-1}$	$\sim 319 \text{ fb}^{-1}$
Center of mass energy	13 TeV	13.6 TeV

- Running at peak luminosity of  $\sim 2.6 \cdot 10^{34} \text{ cm}^{-2} \text{ s}^{-1}$  and an average number of interactions per bunch crossing  $\langle \mu \rangle = 63$

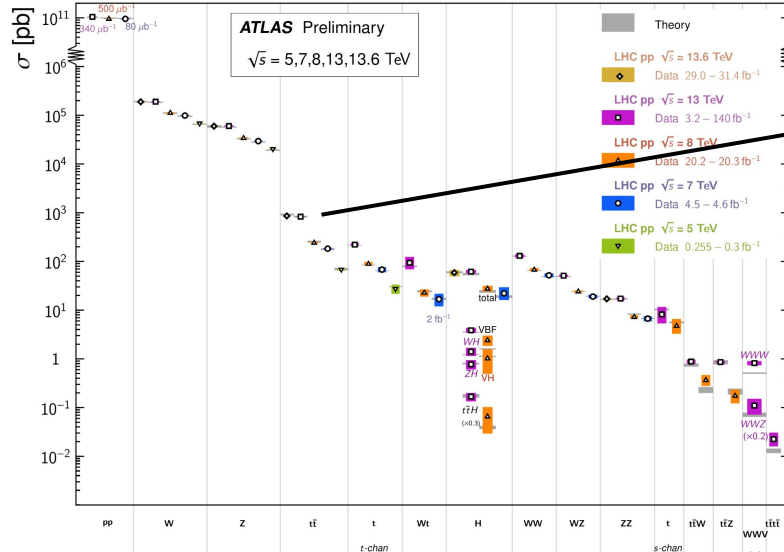




# The trigger menu

Standard Model Total Production Cross Section Measurements

Status: June 2024



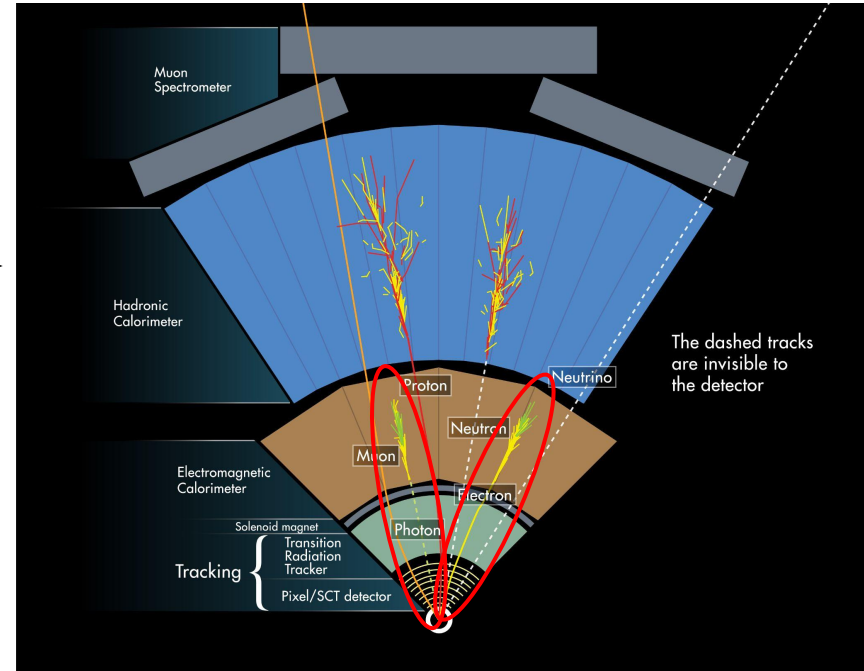
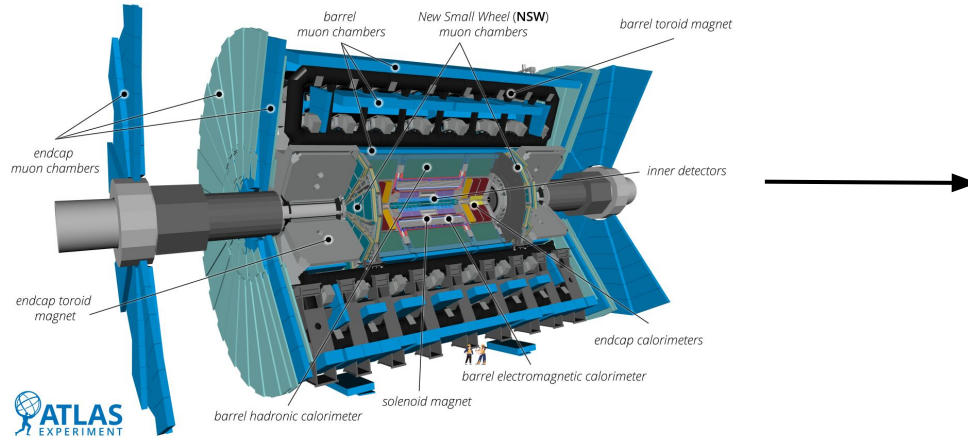
Signature	Rate per stream [Hz]		
	Main	Delayed	TLA
Electron	270		
Photon	120		
Muon		290	
Tau		160	
Missing transverse momentum	140		
Unconventional Tracking	40		
<i>B</i> -physics and light states		240	
Jet	490	460	5000
Jet with <i>b</i> -hadrons	190	160	
Combined	240	50	830

[G. Aad et al 2024 JINST 19 P06029](#)

- The trigger menu covers all signatures from electrons and photons to heavy jets and others, relevant for **physics analyses** !
- Example of electron triggers :
  - Single electrons triggers with looser identification requirement with increasing pT !

Will focus on electron/photon signature in the following

# Object reconstruction in ATLAS

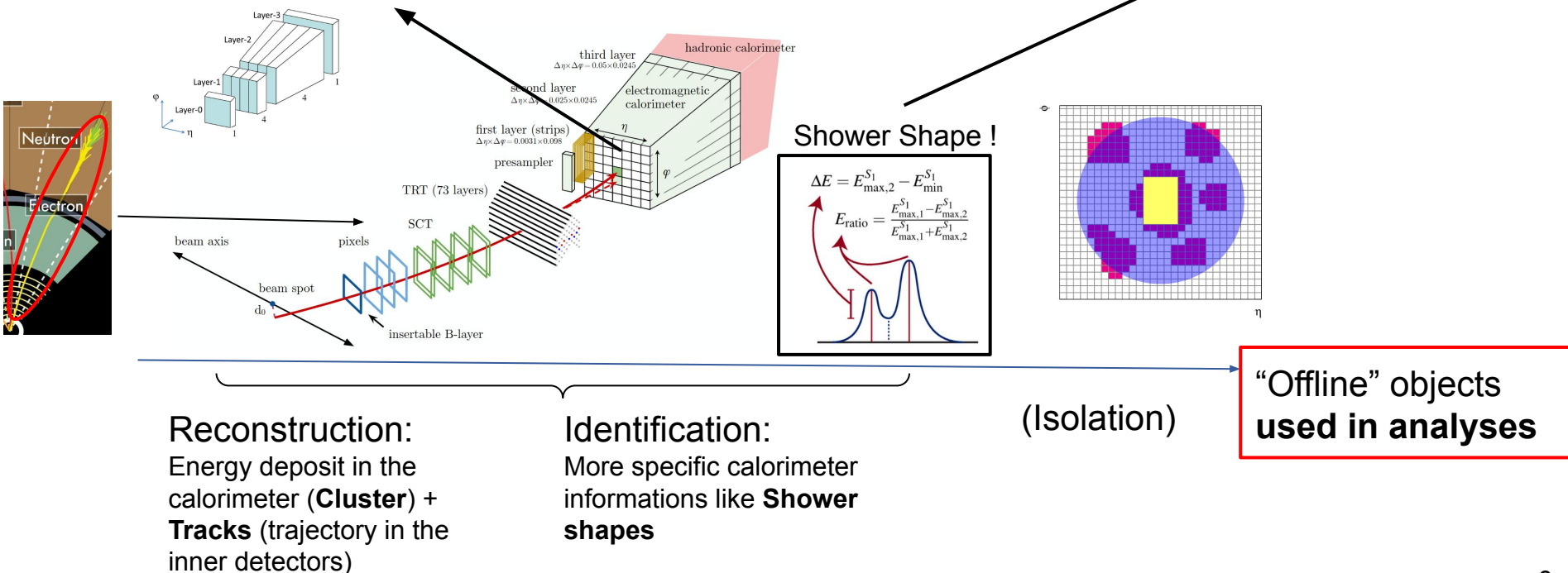


- We don't detect particles but their interaction with our detector !

# Electrons and photons reconstruction in ATLAS

The electron/photon **L1 trigger** doesn't use the full granularity but **Supercells**  
Sum of 4 to 8 Calorimeter cells

Only 3 shower shapes for the electron/photon **L1 trigger**

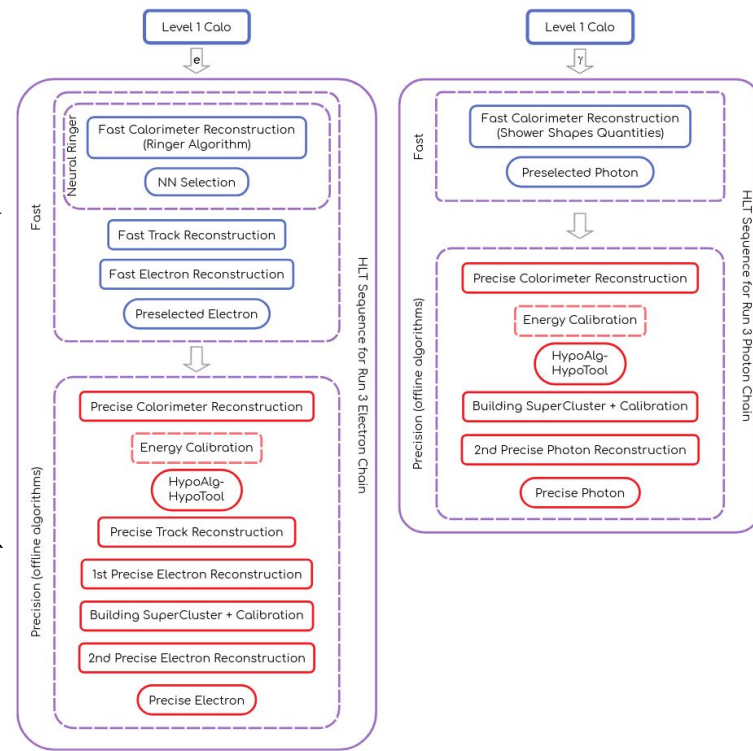


# The Electron/Photon trigger sequences

- Level-1 trigger **L1**
- The **HLT** trigger with :
  - A **Fast step**: early background rejection which allows the subsequent algorithms to run at a reduced rate
  - A **Precision step**: algorithms very close to those used in analyses; includes precise reconstruction and Identification
- Example of a single electron trigger:

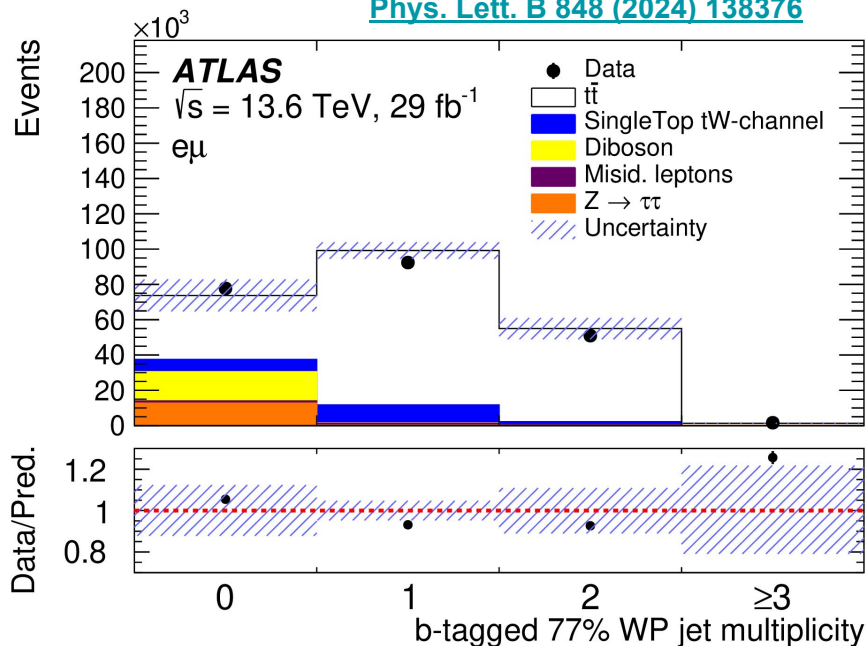
HLT\_e26\_ **I**htight\_ **I**varloose\_ L1eEM26M

ET threshold   **I**dentification   **I**solation   Level-1



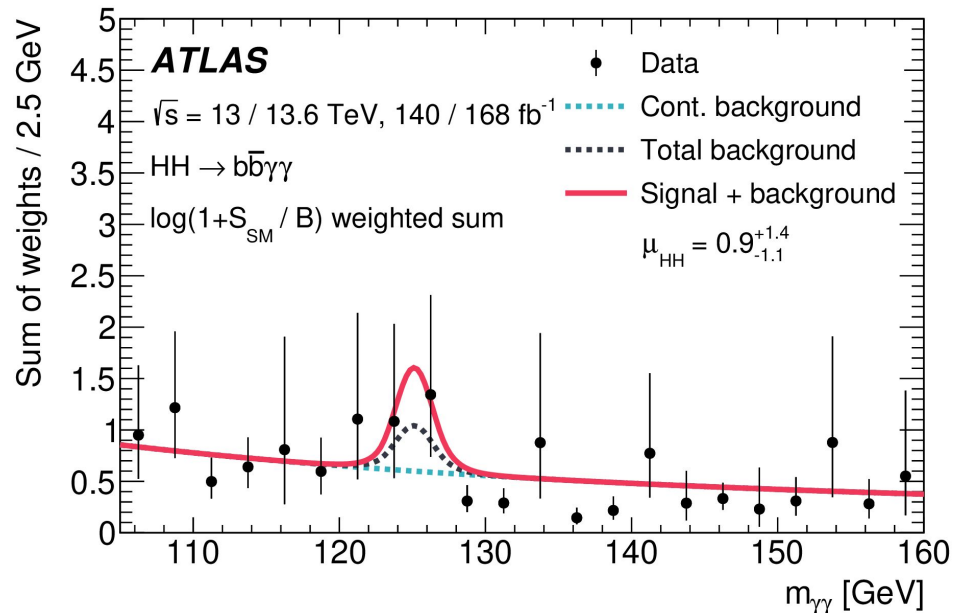
# Electron/photon triggers in physics analyses

[Phys. Lett. B 848 \(2024\) 138376](#)



**Single lepton triggers** for  $t\bar{t}$  cross-section measurement with 2022 data

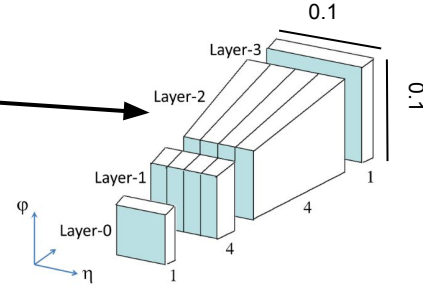
[Phys. Lett. B 876 \(2026\) 140280](#)



**Di-photons triggers** for  $HH \rightarrow b\bar{b}\gamma\gamma$  measurement

# The Level-1 calo upgrade in Run 3

- In Run 3 the Level-1 Calo can receive finer-granularity input data from the Liquid Argon calorimeter, using **SuperCells** instead of **trigger towers** in Run 2.
- One **trigger tower** is equivalent to 10 **SuperCells** !
- New **Features EXtractors** **eFEX**, **jFEX** and **gFEX** using this finer granularity information !

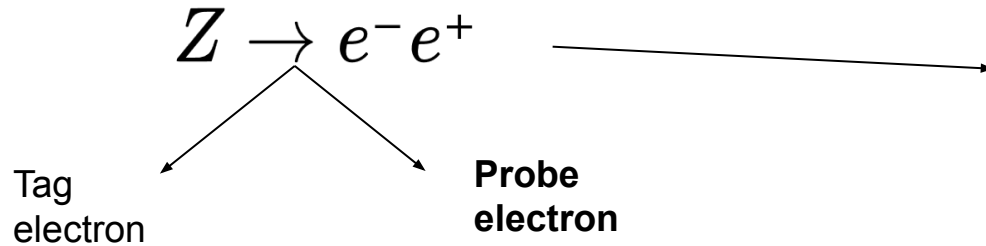


Each with different reconstruction purposes :

- Isolated electron/photons and hadronic taus for **eFEX**,
- jets,  $E_T^{miss}$  and hadronic taus for **jFEX**
- Large jets (large  $R=0.9$ ) for **gFEX**
- Multiple working points for **eFEX** (tight, medium and loose) trading off purity (tight) for statistics (loose) obtained by changing selections on Shower Shape variables
- In 2024 the legacy L1 was completely replaced by the upgraded L1 for all signatures

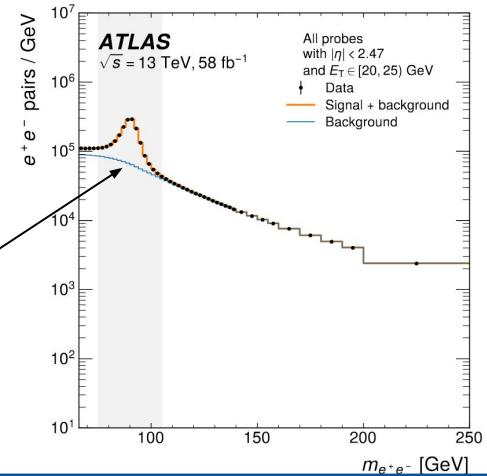
$$\left\{ \begin{array}{l} R_{\eta} = 1 - \frac{E_{T,3 \times 2}}{E_{T,7 \times 2}} \\ R_{had} = \frac{E_{T,had}}{E_{T,EM} + E_{T,had}} \\ w_{s,tot} = \sqrt{\frac{\sum E_{T,i} \times (i - i_{max})^2}{\sum E_{T,i}}} \end{array} \right.$$

# Tag and Probe method for electron trigger efficiency calculation



$e^+$

$e^-$



1. Look for tag electron with strict requirements
  2. Take the other **probe** electron from the Z decay pair **only** using the invariant mass of the two electrons to obtain an unbiased sample to calculate efficiencies
- For data background subtraction needs to be applied so that efficiency measurement are compared fairly with simulations

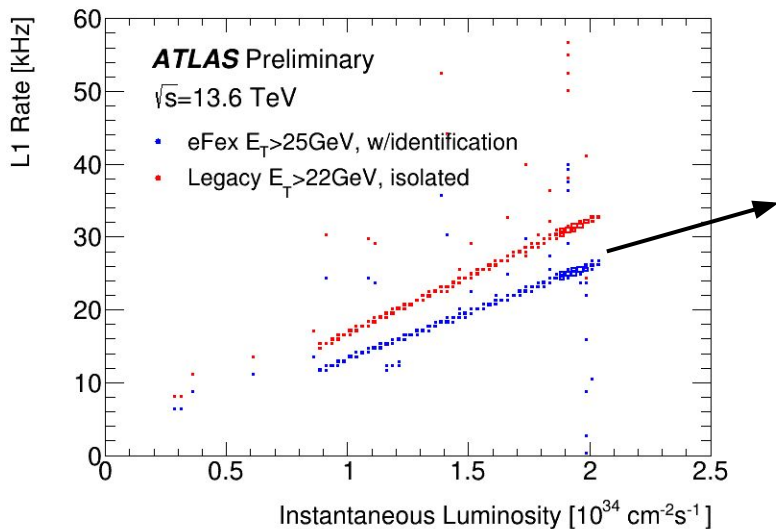
$$\epsilon_{Total} = \frac{N_{offline}}{N_{All}} \times \frac{N_{trigger}}{N_{offline}}$$

Probes passing the trigger

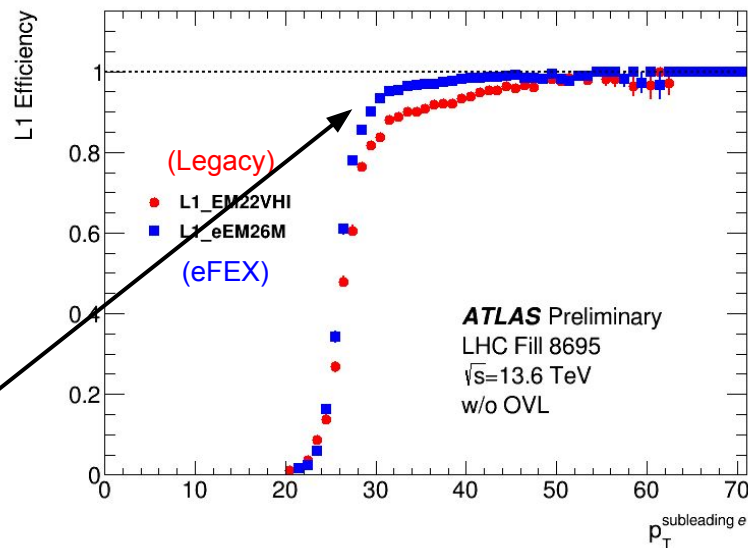
All probe electrons

Efficiencies are computed as a function of kinematic variables like  $p_T$  and  $\eta$

# Performances of the upgraded Run 3 L1 Calo system for electrons

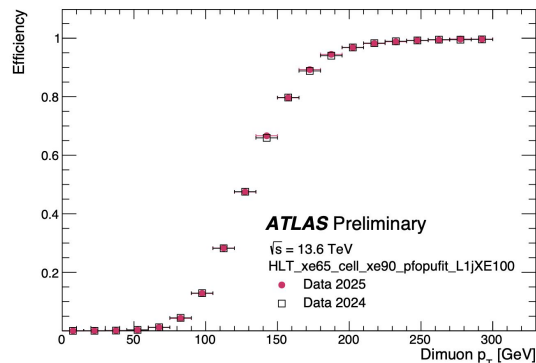


- Level-1 trigger rates for Legacy L1 and new L1 with eFEX
- L1 trigger rates for isolated object decreased by 10 kHz with eFEX compared to the Legacy system  
 -> Improved background rejection !

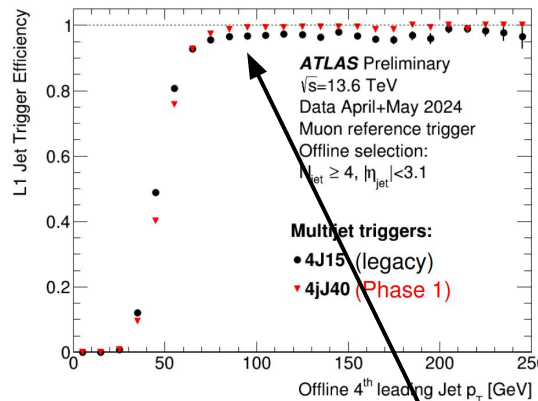
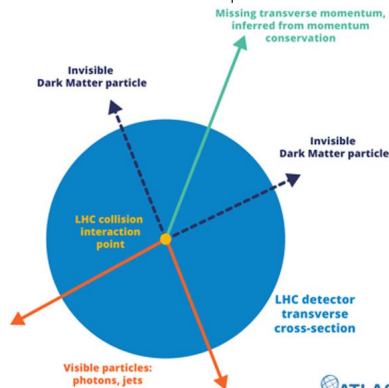


- Trigger efficiencies calculated on Z->ee events with the Tag&Probe method
- Efficiencies are also higher with the new eFEX L1 !
- These are equivalent triggers with different implementations -> these improvements make sense !

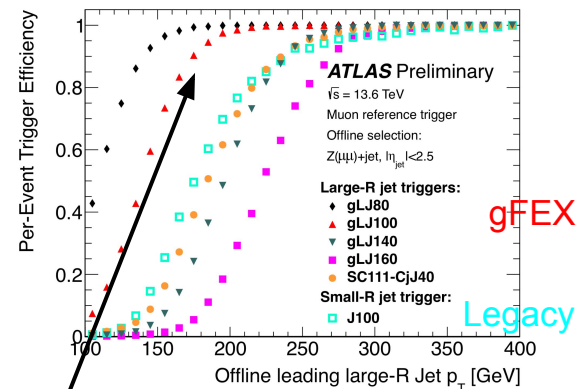
# Performances of the upgraded Run 3 L1 Calo system for other signatures



Missing transverse energy (MET) triggers efficiency based on jFEX !



Small R multijet triggers (R=0.4)



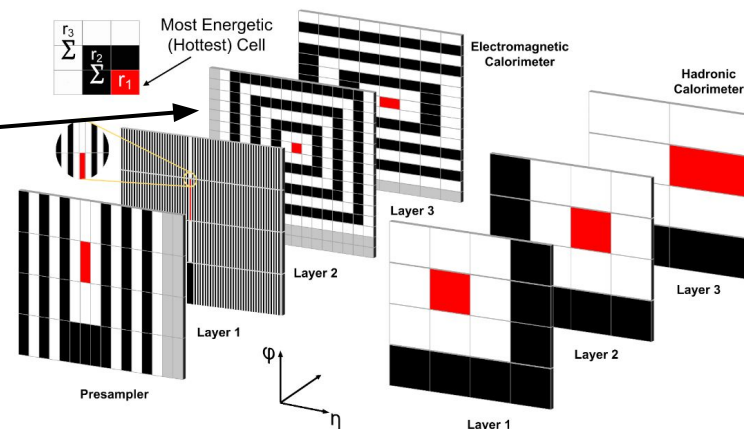
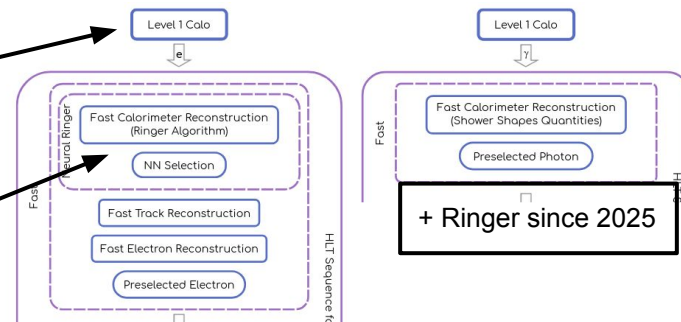
Large/Small R single jet triggers (R=0.9/R=0.4)

New FEXs systems bring better performances !

# The electrons and photons triggers in Run 3 : L1 + HLT

## Fast step

- Updated Level-1 Calo, with finer LAr granularity and eFEX systems
- The reconstruction of electron at the HLT's Fast step is done with a Neural Network based *Ringer* algorithm
- The *Ringer* algorithm uses as input energy sums of all the cells in 100 concentric rings centered around the most energetic cell in each calorimeter sampling layer
- Since 2025, the photon reconstruction at the HLT's Fast step also uses the the *Ringer* algorithm

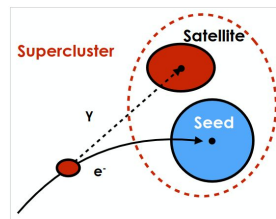


# The electrons and photons triggers in Run 3 : HLT precision step

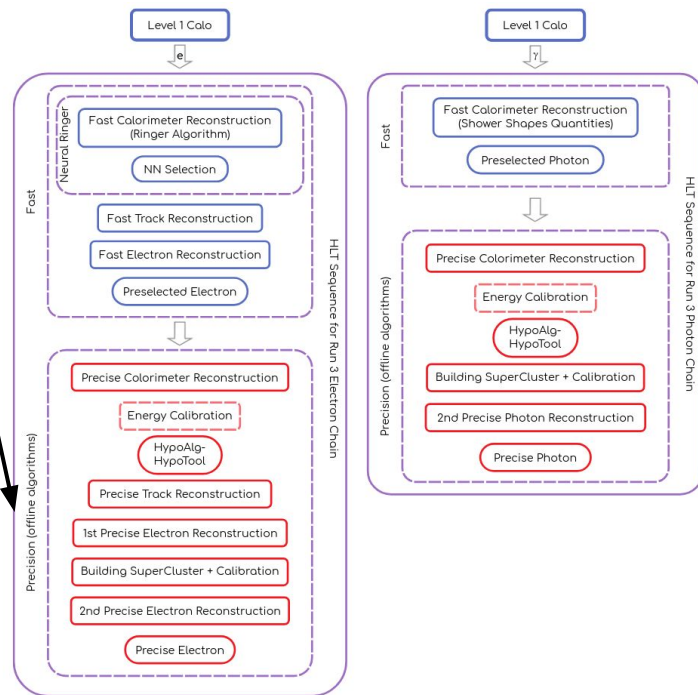
- In General, in Run 3 electron and photon precision reconstruction at the HLT became closer to the analysis level precision with additions such as :

- Offline like improved superclustering used as inputs for a MVA-based calibration
- Gaussian Sum Filter based bremsstrahlung recovery which improves the track resolution.

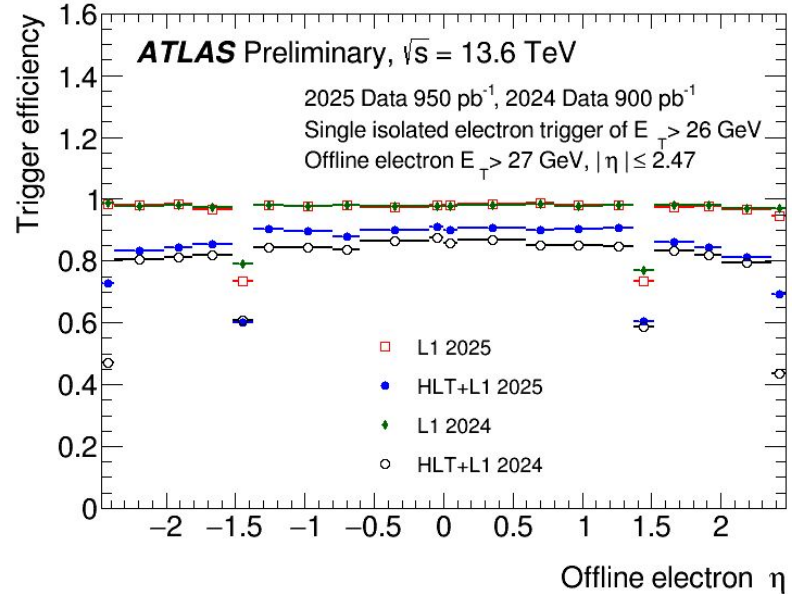
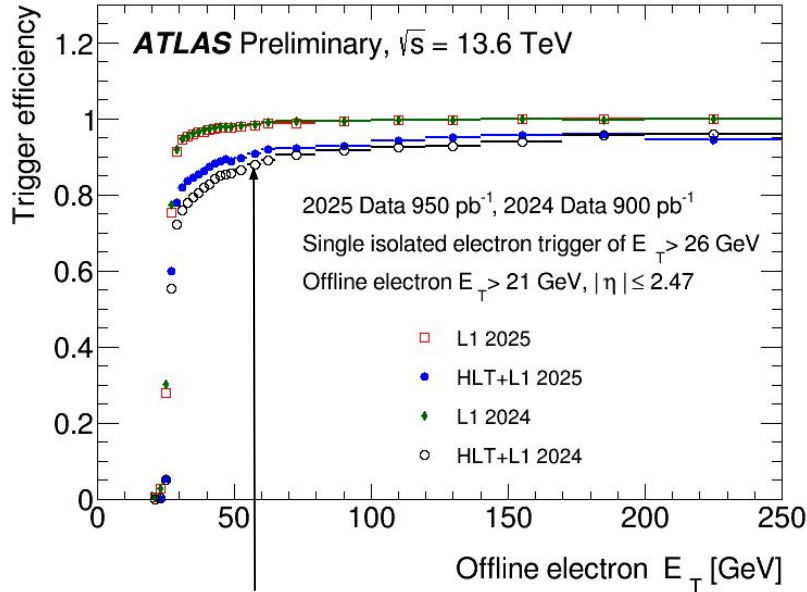
[G. Aad et al 2024 JINST 19 P06029](#)



- We need to evaluate the performances of these triggers for analyses -> **efficiency and simulation correction measurements**



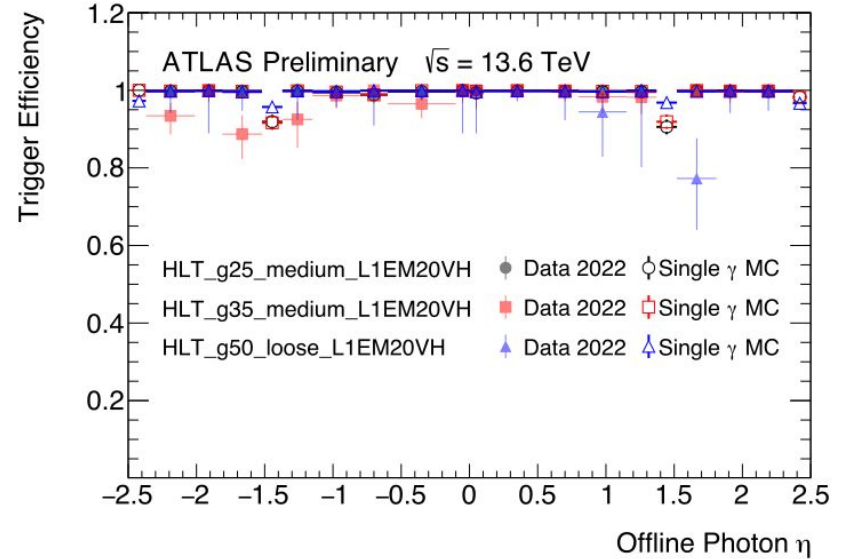
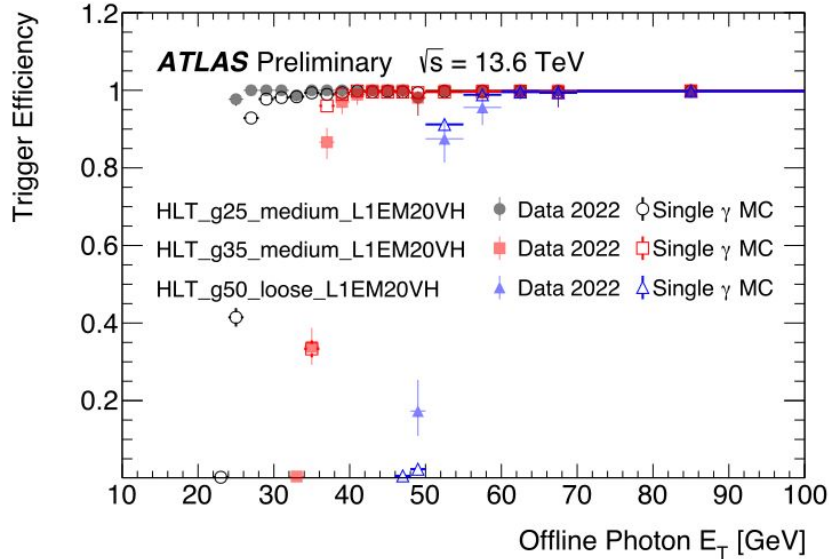
# Single electron trigger performances in 2025



- Recovered efficiency in 2025 due to improved isolation selection and ringer selections  
**HLT+L1 2025 > HLT+L1 2024 !**

# Photon trigger performances in 2022

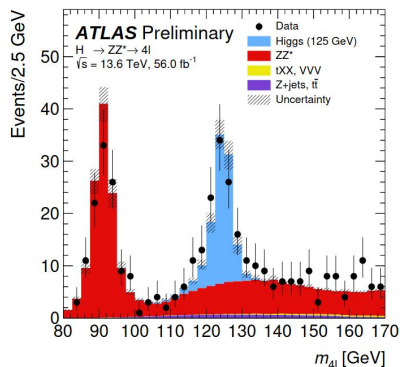
- di-photon triggers -> trigger events with at least two photons



- These are di-photon triggers used in Higgs boson measurements. Their efficiencies are measured as single photon trigger efficiencies based on the “bootstrap” method

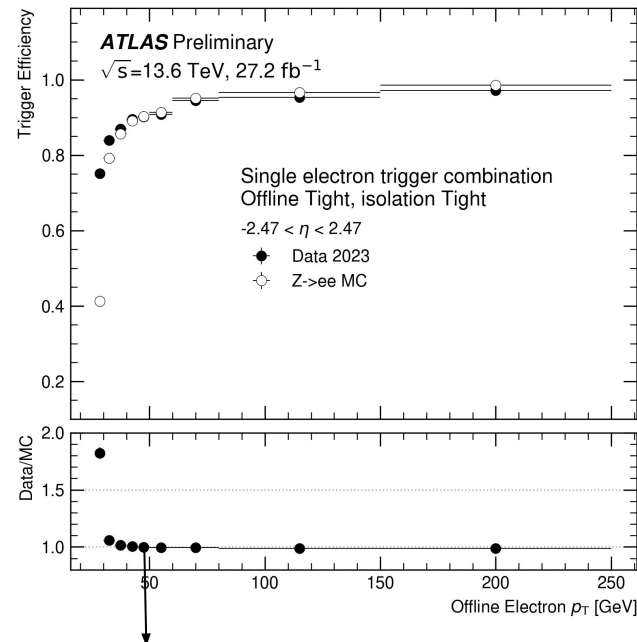
# Trigger efficiency correction for electrons

- Physics analyses need to know the efficiencies of the triggers they use in **Data** and **Monte Carlo simulations** and if these **don't match** we need to **correct the MC to agree with Data** !
- This is done using the previously defined **Tag&Probe method**
- There is a known mismodelling in Monte Carlo simulations for low  $p_T$  electrons that results in a discrepancy between trigger efficiency in Data and MC as measured here
- These **Scale Factors** are available for analyses !



[ATLAS-CONF-2025-002](#)

$$SF = \frac{\epsilon_{Data}}{\epsilon_{MC}}$$



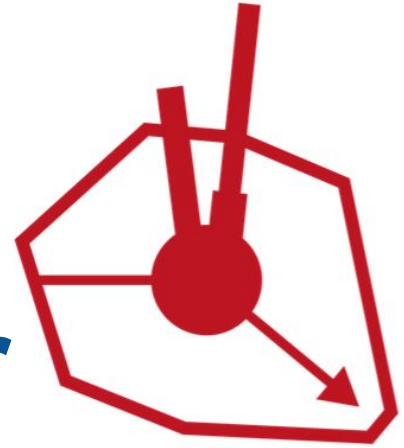
0.2 % error at 45 GeV !

# Summary

- Trigger performance is crucial in hadron collider experiments like ATLAS, where it is not possible to record all collision events
- The Run 3 has been very successful and we have collected  $319 \text{ fb}^{-1}$  of proton-proton collisions data at 13.6 TeV so far
- Improved performance of the upgraded Run 3 ATLAS trigger was presented in this talk with an emphasis on electron and photon triggers
- Run 3 triggers results already used in analyses such as [Phys. Lett. B 876 \(2026\) 140280](#) ( $HH \rightarrow b\bar{b}\gamma\gamma$ ), [Phys. Lett. B 848 \(2024\) 138376](#) ( $t\bar{t}$ ) and [ATLAS-CONF-2025-002](#) (H->4l) were also presented
- We are preparing for HL-LHC/Run 4 with upgrades on detector systems like the LAr calorimeter and the new inner tracker, see Kazuki's talk for more details !



**Thank you for  
listening!**



**DIS2026**

# Different streams of the trigger menu

- **Physics streams:** collision events of interest for physics studies. The events contain full detector information and dominate in terms of processing, bandwidth and storage requirements.
- **Express stream:** a very small subset of the physics stream events for prompt monitoring, detector calibration, and first-pass data quality checks.
- **Background streams:** background events of interest for physics and detector performance studies.
- **Debug streams:** events for which no trigger decision could be made are written to this stream. Typical reasons are crashes, timeouts in the HLT processing, and HLT data payloads exceeding set thresholds.
- **Calibration streams:** events containing only partial detector information for calibration of specific subdetectors.
- **Trigger-Level Analysis (TLA) streams:** events sent to this stream contain only specific physics objects reconstructed by the HLT, and optionally only partial detector information. These data are used directly in the corresponding physics analysis .
- **Monitoring streams:** events to be sent to dedicated monitoring nodes for online analysis for, e.g., detector monitoring, but not recorded.

# Bootstrap method for photon triggers efficiency

- The bootstrap method consist in using a bootstrap sample with triggers with very few selection (Level-1 Only triggers or loose, low pT photon triggers)

- The efficiency reads as:

$$\epsilon_{trig}^{\gamma} = \epsilon_{HLT|BS} \times \epsilon_{BS}$$

The first efficiency  $\epsilon_{HLT|BS}$  is the number of photons passing the loose trigger triggers that also pass the HLT trigger in the bootstrap sample

- The efficiency  $\epsilon_{BS}$  of the bootstrap sample is computed using random triggers, by comparing the number of bootstrap events with the number of isolated, identified and reconstructed offline photon candidates