


# PADME report on X17 searches during Run III




**Mauro Raggi, Sapienza Università di Roma & INFN Roma  
on behalf of the PADME collaboration**

**Roma INFN seminar May 13<sup>th</sup> 2025**



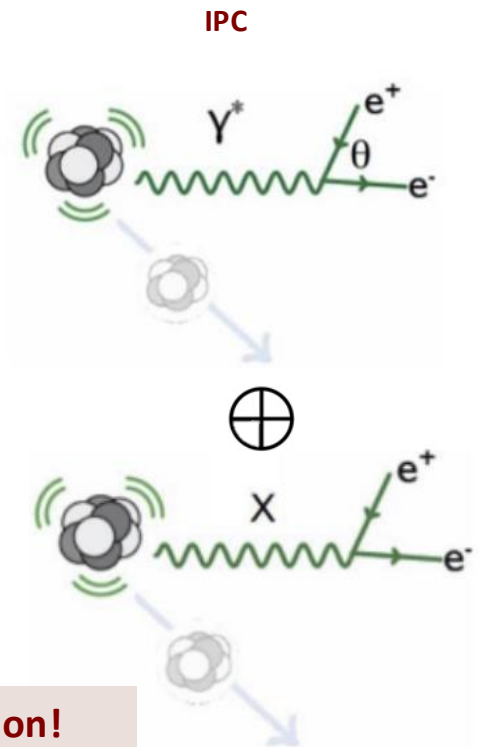
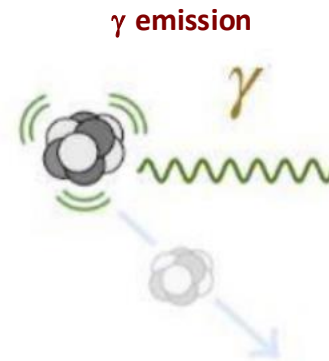
# New physics in nuclear IPC transitions?

**Excite the nucleus by proton capture:**  
choose the level by using appropriate p energy (few MeV)



**Standard Model deexcitation mechanisms:**

- a)  $\gamma$  emission
- b) Internal Pair Creation (IPC):
  - emit an off-shell photon  $\gamma^*$
  - $\gamma^*$  decays to  $e^+e^-$  pair



- New Physics (NP) deexcitation mechanisms:**
- Produce an intermediate on shell **new particle X** (mass  $M_X$ )
  - X decays to  $e^+e^-$  pair

**NP produce enhanced IPC rate and different  $\theta_{ee}$  distribution!**

**Need transitions with  $\Delta E > M_X$**

# $^8\text{Be}$ anomaly: first evidence 2016

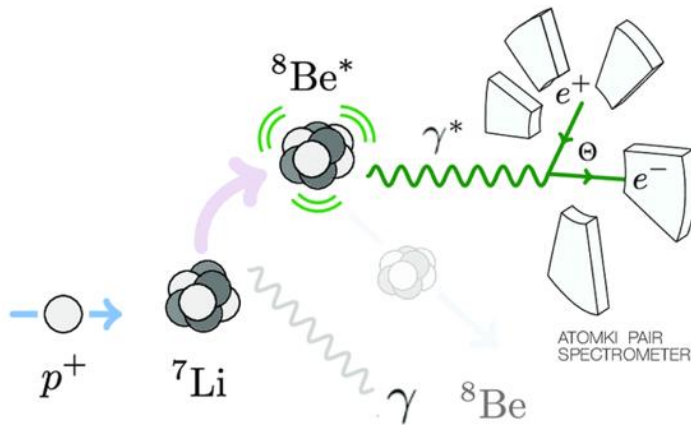
PRL 116, 042501 (2016)

PHYSICAL REVIEW LETTERS

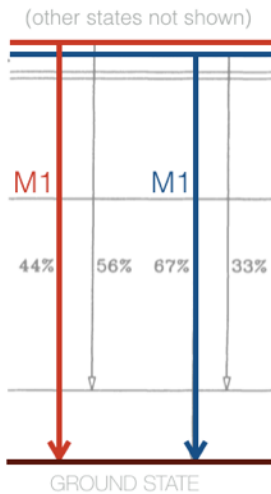
week ending  
29 JANUARY 2016

## Observation of Anomalous Internal Pair Creation in $^8\text{Be}$ : A Possible Indication of a Light, Neutral Boson

[PRL 116, 042501 \(20\)](#)



ENERGY  
18.15 MeV  
17.64 MeV



SPIN & PARITY  
SPIN-1 PARITY-EVEN  
SPIN-1 PARITY-EVEN

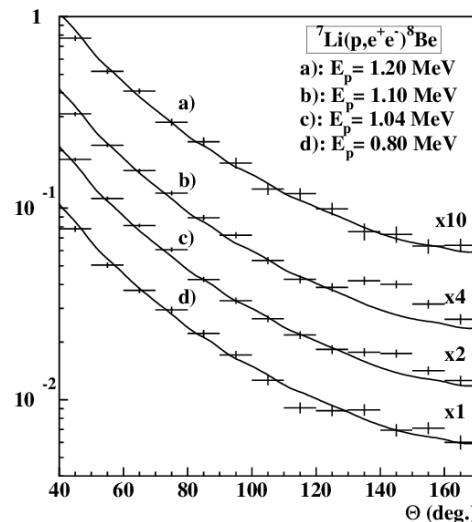
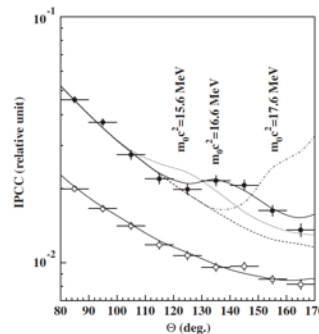
TYPE OF TRANSITION  
(M1 = MAGNETIC,  $p$ -WAVE)



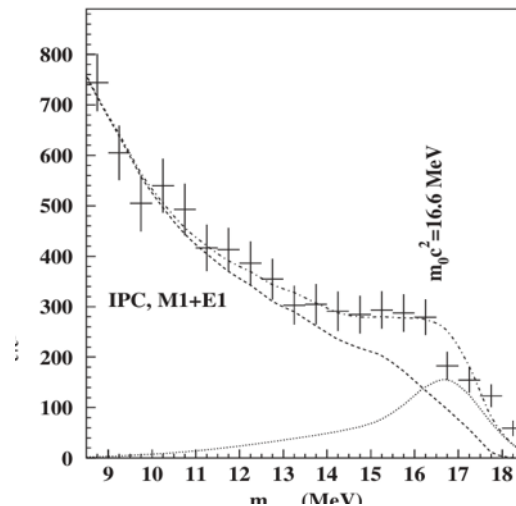
Anomaly observed only in 2 over 4 proton energies

Anomaly observed only for symmetric track events

Anomaly observed only for  $^8\text{Be}$  18.15 MeV transition



6.8 $\sigma$  effect! not a fluctuation



$m_{\chi}c^2 = 16.7035_{\text{stat}}^{0.5_{\text{syst}}} \text{ MeV}$

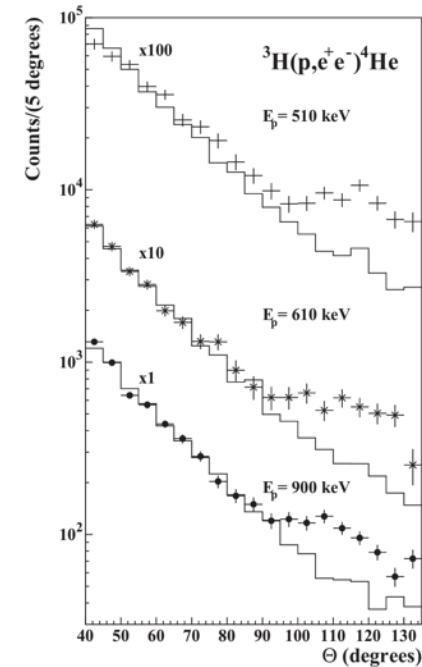
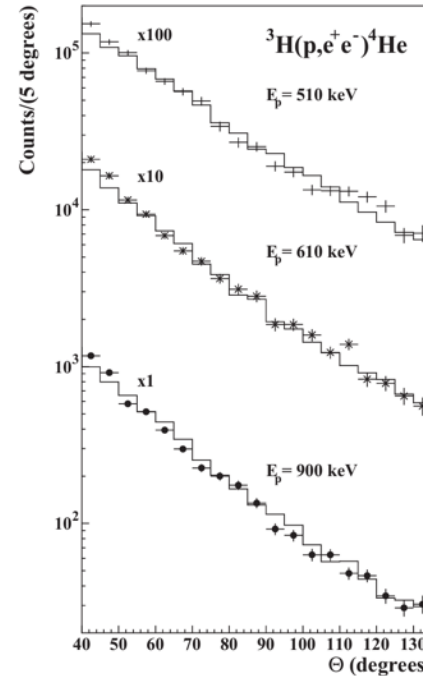
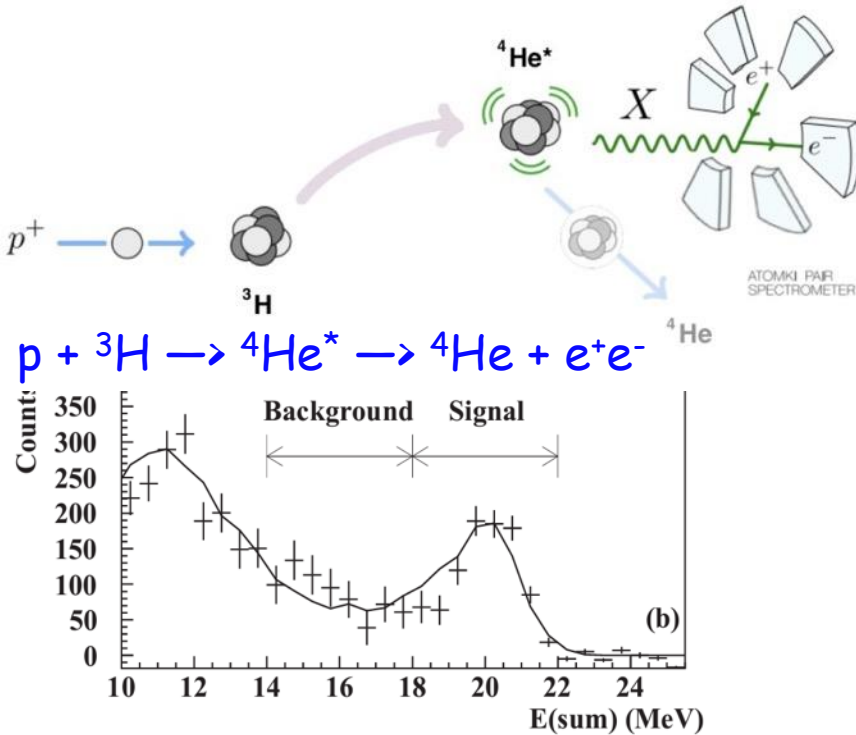


SAPIENZA  
UNIVERSITÀ DI ROMA

# The $^4\text{He}$ Atomki anomaly: 2020

PHYSICAL REVIEW C **104**, 044003 (2021)

New anomaly observed in  $^4\text{He}$  supports the existence of the hypothetical X17 particle



$$m_{X^2} = 16.94 \pm 0.12_{\text{stat}} \pm 0.21_{\text{syst}} \text{ MeV}$$

**Phys. Rev. C 104, 044003 (2021)**

$E_p$ (keV)	IPCC $\times 10^{-4}$	$B_x$ $\times 10^{-6}$	Mass (MeV/ $c^2$ )	Confidence
510	2.5(3)	6.2(7)	17.01(12)	$7.3\sigma$
610	1.0(7)	4.1(6)	16.88(16)	$6.6\sigma$
900	1.1(11)	6.5(20)	16.68(30)	$8.9\sigma$
Averages		5.1(13)	16.94(12)	
$^8\text{Be}$ values		6	16.70(35)	

Atomki has confirmed the anomalous peak in the angular distribution of  $^8\text{Be}$  IPC in  $^4\text{He}$  transitions at different angle. The difference was expected **due to the higher  $\Delta E$  in  $^4\text{He}$** . The  $^4\text{He}$  angle indicated **same X mass value**.

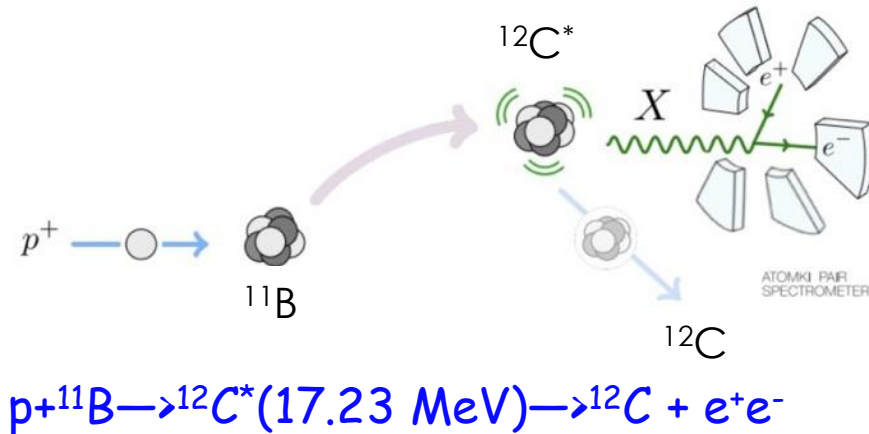


# The $^{12}\text{C}$ : September 2022

PHYSICAL REVIEW C **106**, L061601 (2022)

**New anomaly observed in  $^{12}\text{C}$  supports the existence and the vector character of the hypothetical X17 boson**

[Phys. Rev.C 106 \(2022\) 6](#)

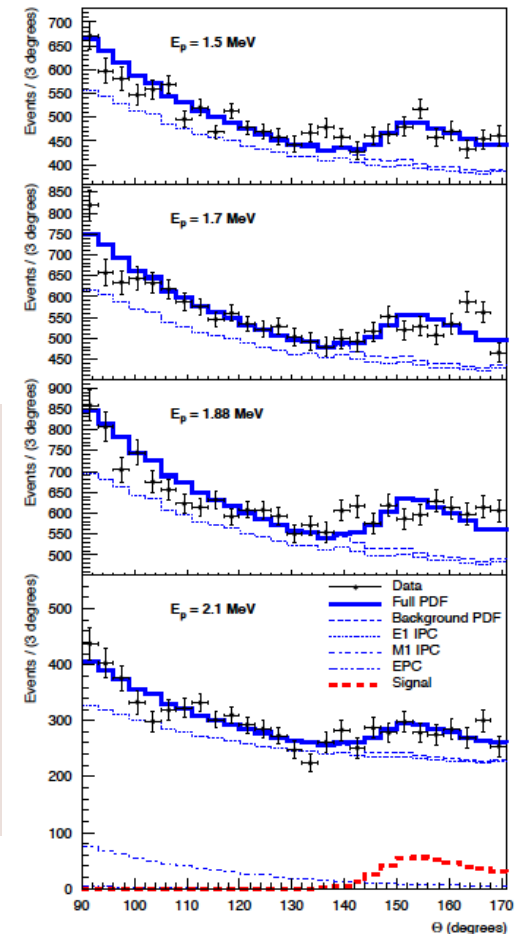


$E_p$ (MeV)	$B_x$ $\times 10^{-6}$	Mass (MeV/ $c^2$ )	Confidence
1.50	1.1(6)	16.81(15)	$3\sigma$
1.70	3.3(7)	16.93(8)	$7\sigma$
1.88	3.9(7)	17.13(10)	$8\sigma$
2.10	4.9(21)	17.06(10)	$3\sigma$
Averages	3.6(3)	17.03(11)	
Previous [14]	5.8	16.70(30)	
Previous [28]	5.1	16.94(12)	

As predicted by J. Feng et al.  
excess at  $160^\circ$

Same X17 particle suggested  
by the  $^8\text{Be}$  and  $^4\text{He}$  anomalies

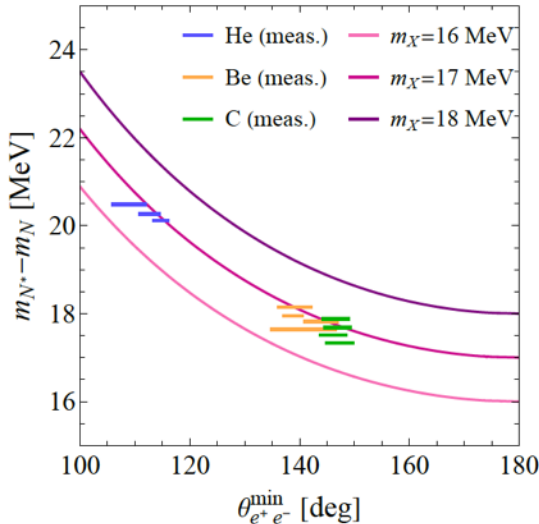
$$M_X = 17.03 \pm 0.11 \pm 0.20 \text{ MeV}$$



# Global $\Delta E$ vs angle consistency

## Neutrino Constraints and the ATOMKI X17 Anomaly

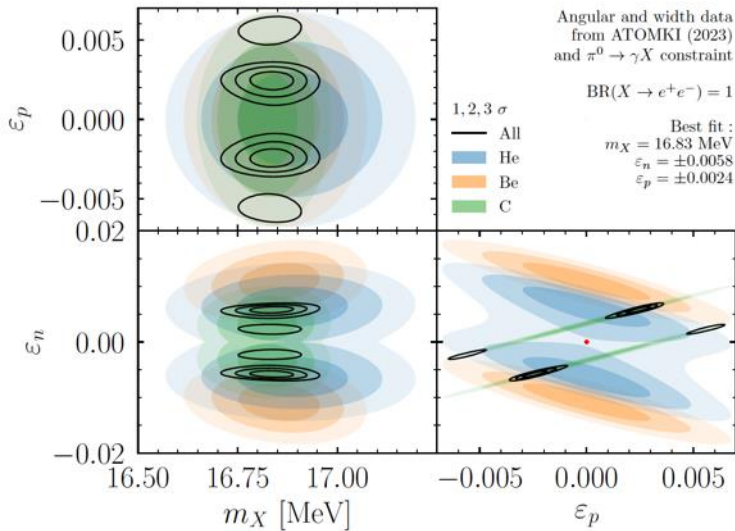
PHYS.REV. D 108, 015009 (2023)



### Using angular data only: 11 measurements

An analysis with the angular data alone of 11 different measurements finds that the data is well described by a new particle of mass  $m_X = 16.85 \pm 0.04$  MeV with an internal goodness-of-fit of  $1.8\sigma$  calculated from Wilks' theorem at  $\chi^2/dof = 17.3/10$ . We use only the best fit

$$\theta_{ee}^{min} \approx 2 \arcsin \left( \frac{m_{X17}}{m_{N^*} - m_N} \right)$$



### Using width for each element: 3 measurements

Next, we add in to the analysis the latest width information from each element and include a prior on  $\epsilon_p$  since  $X$  needs to couple to protons and/or neutrons on the production size. There is a stronger constraint

see the next section for more information. We find an okay fit to the data at the same mass  $m_X = 16.83$  MeV,  $\epsilon_n = \pm 5.8 \times 10^{-3}$ , and  $\epsilon_p = \pm 2.4 \times 10^{-3}$ , see fig. 2. We note that the signs of  $\epsilon_n$  and  $\epsilon_p$  must be the same due to the non-trivial degeneracy structure shown clearly in the  $\epsilon_n - \epsilon_p$  panel of fig. 2. We have confirmed that the

Data from  $^8\text{Be}$ ,  $^4\text{He}$ ,  $^{12}\text{C}$  are consistent and point to:  $M_{X17} = 16.85 \pm 0.04$  MeV

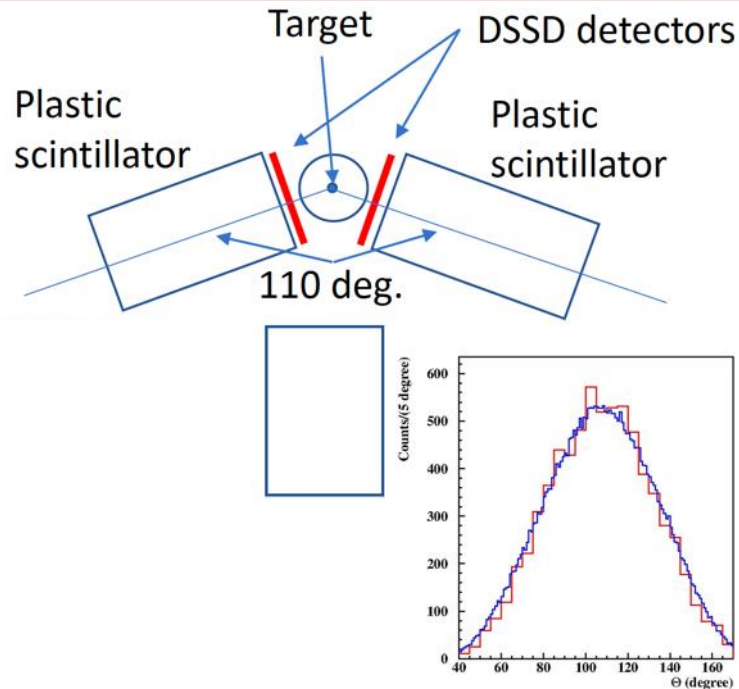


# $^8\text{Be}$ giant resonance anomaly: 2023

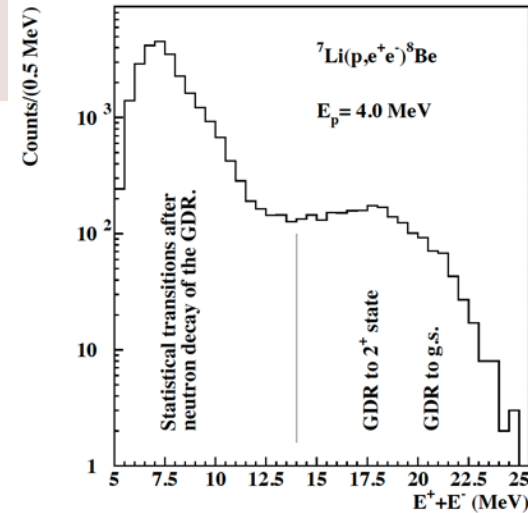
Observation of the X17 anomaly in the decay of the Giant Dipole Resonance of  $^8\text{Be}$

[arXiv:2308.06473](https://arxiv.org/abs/2308.06473)

**Atomki group:  $^8\text{Be}$  experiment in GDR region**  
**New 2 arm spectrometer closer to the target**



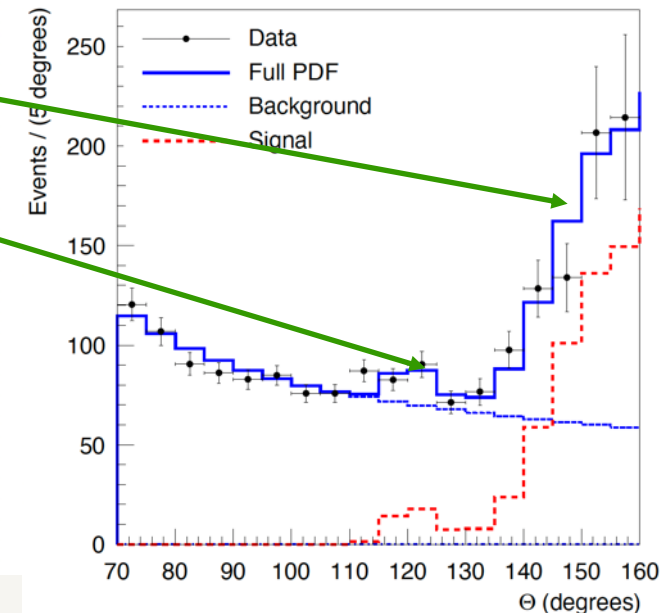
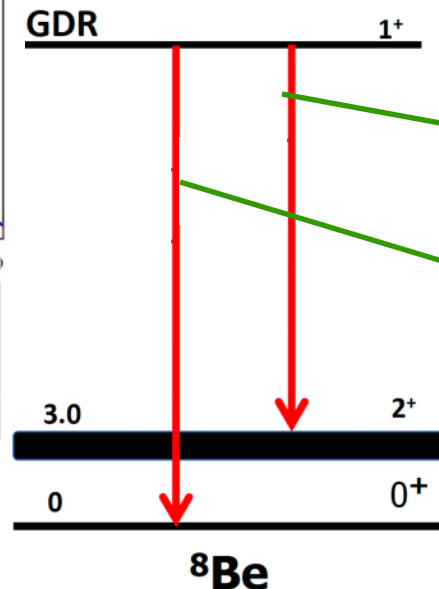
**2 peak structure observed!**  
**impressive angular agreement with**  
**particle hypothesis.**



**$E_p$  up to 4 MeV**

**$1^+$  to  $2^+$   $\sim 17.5 \text{ MeV}$**

**$1^+$  to  $0^+$   $\sim 20.5 \text{ MeV}$**



More information can be found here: ISMD 2023  
<https://indico.cern.ch/event/1258038/timetable/#20230822.detailed>



**SAPIENZA**  
UNIVERSITÀ DI ROMA

# X17: the particle physics case

## Theory insights based Atomki data: (assuming P conservation and resonance emission):

Scalar excluded by parity conservation in  $^8\text{Be}$

Pseudo scalar disfavoured by the  $^{12}\text{C}$  observation

$N_*$	$J_*^{P_*}$	Scalar X	Pseudoscalar X	Vector X	Axial Vector X
$^8\text{Be}(18.15)$	$1^+$	✗	✓	✓	✓
$^{12}\text{C}(17.23)$	$1^-$	✓	✗	✓	✓
$^4\text{He}(21.01)$	$0^-$	✗	✓	✗	✓
$^4\text{He}(20.21)$	$0^+$	✓	✗	✓	✗

## What next in particle physics experiments:

Explore the all-possible solution to search for signal outside nuclear physics

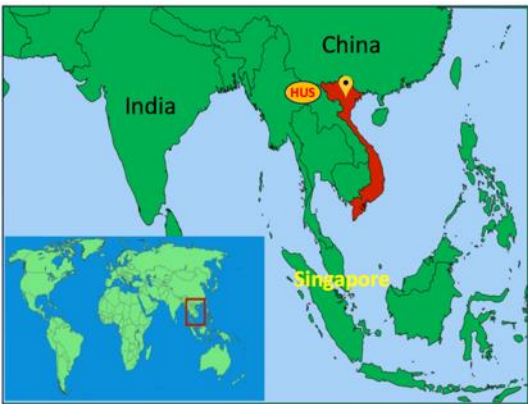
Concentrate attention on Vector and Axial Vector case. Theoretically favoured solutions

Don't forget Scalars and Pseudo scalars. Nature can always be different from what we expect!

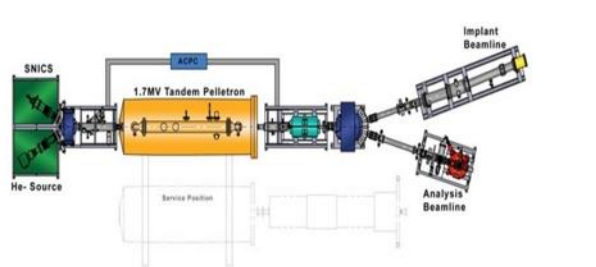
Try to be as much model independent as possible



# Confirmed in Vietnam 2023?




Pelletron Beamline, analysis  
beamline  
Terminal Voltage: 1.7 MV  
Ion:  $H^+$ ,  $He^+$ ,  $C^+$ ,  $Si^+$ ,  $Cu^+$ ,  $Au^+$ ...  
Beam Current: 1nA – 2microA

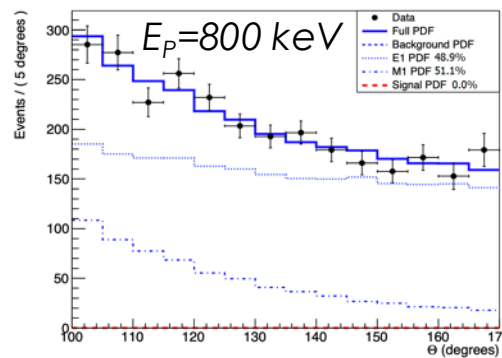
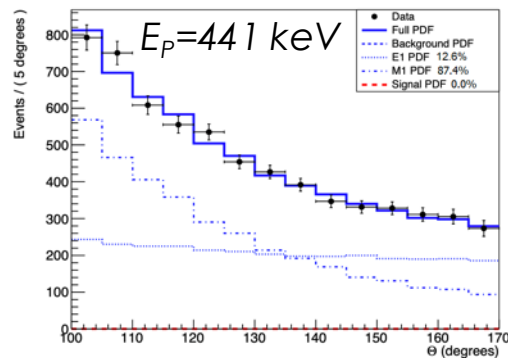


Main tasks:  
RBS  
PIXE  
Ion implantaion  
Astro nuclear reactions

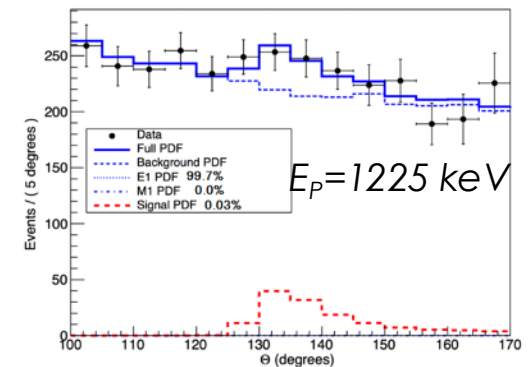
[ISMD2023](#)



2 arm spectrometer (ATOMKI like)  
ATOMKI group participants  
 $^7Li$  and  $^{11}B$  target used.

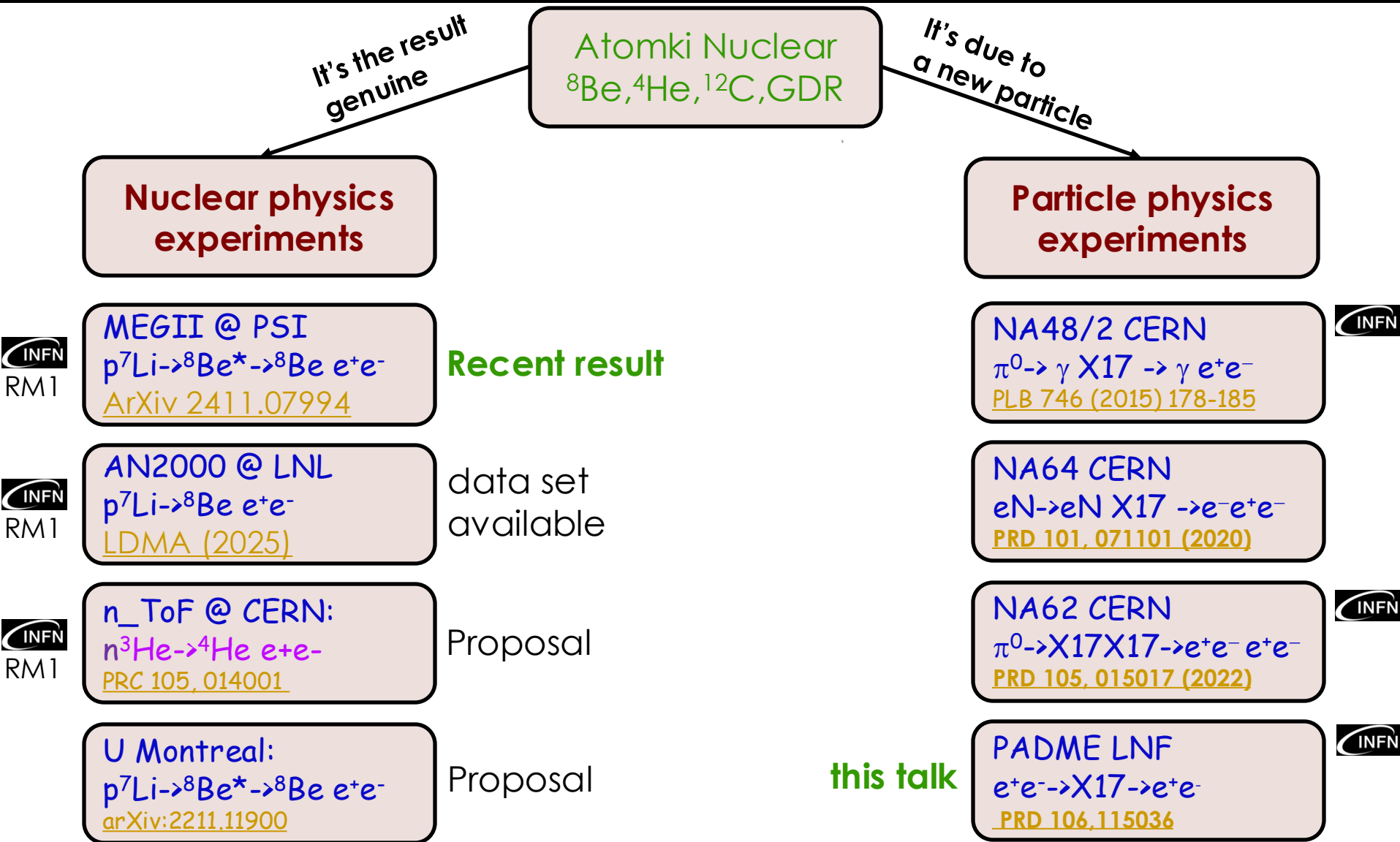


[Universe 2024, 10\(4\), 168;](#)



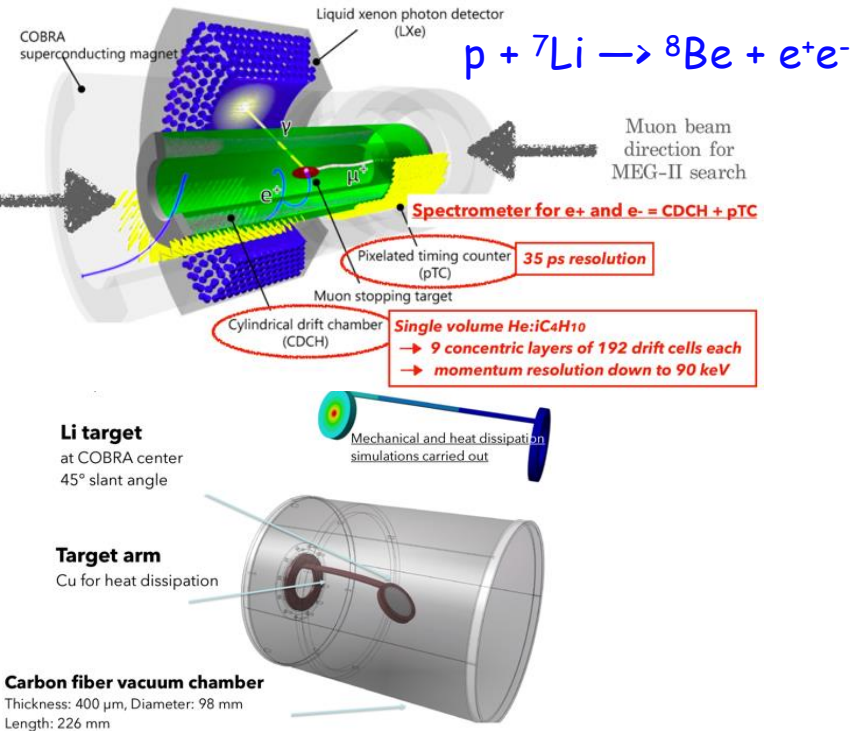
Anomaly confirmed at 1225 KeV  $E_p$ . Not observed for lower bombarding energies.

# Experimental directions



# $^8\text{Be}$ nuclear experiments

## MEG-II @PSI X17 results arXiv:2411.07994v1

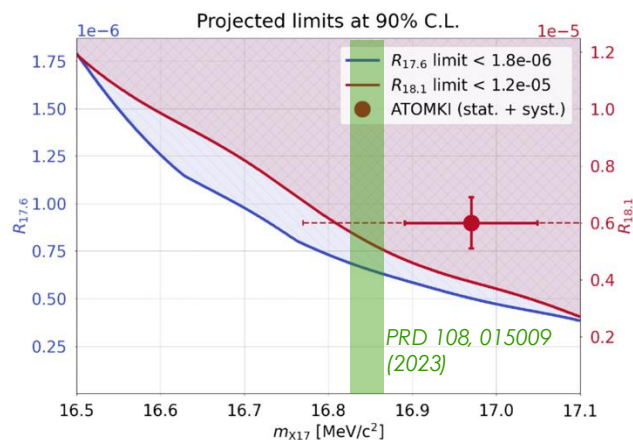


ArXiv 2411.07994


INFN RM1



SAPIENZA  
UNIVERSITÀ DI ROMA



## 4 arm spectrometer at INFN Laboratori Nazionali di Legnaro



$$p + ^7\text{Li} \rightarrow ^8\text{Be} + e^+e^-$$

For the first time in vacuum spectrometer

Scintillating fibre tracking

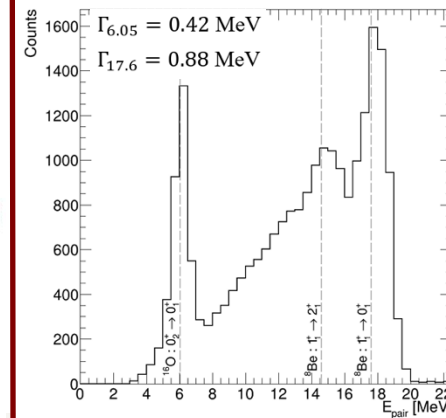
Using AN2000 accelerator p energy up to 2 MeV  
Engineering run 12/2023

New physics grade run in 2024 with  $E_p = 1 \text{ MeV}$

BG studies with 400 KeV proton beam ongoing during this week!

EPJC 83, 230 (2023)

LDMA (2025)



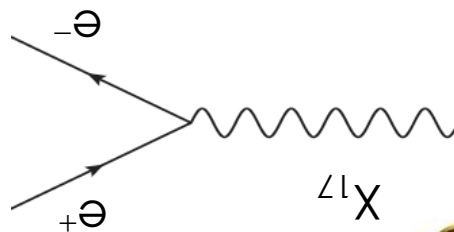
INFN RM1

# As simple as possible: the resonance search

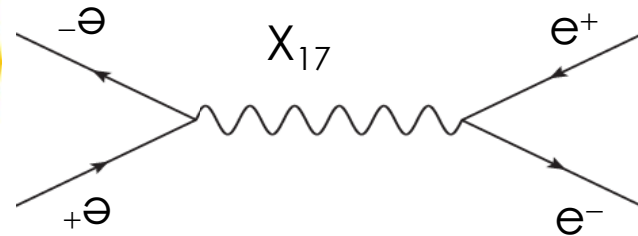


[M.R., E. Nardi et al. PRD 97, 095004 (2018)]

Just flip the diagram



and connect!



Lowest possible  $\alpha$  suppression

No model dependence **just electron coupling!**

Extremely high production rate **Breit-Wigner enhancement**

$$\sigma_{\text{res}}(E_e) = \sigma_{\text{peak}} \frac{\Gamma_{A'}^2/4}{(\sqrt{s} - m_{A'})^2 + \Gamma_{A'}^2/4} \quad \sigma_{\text{peak}} = 12\pi/m_{A'}^2$$

Extremely small  $\Gamma_{X17}$   $\Gamma_{A'} \simeq \epsilon^2 \alpha m_{A'}/3$   $< 10^{-2}$  eV

We need a lot of positrons in very limited COM energy range

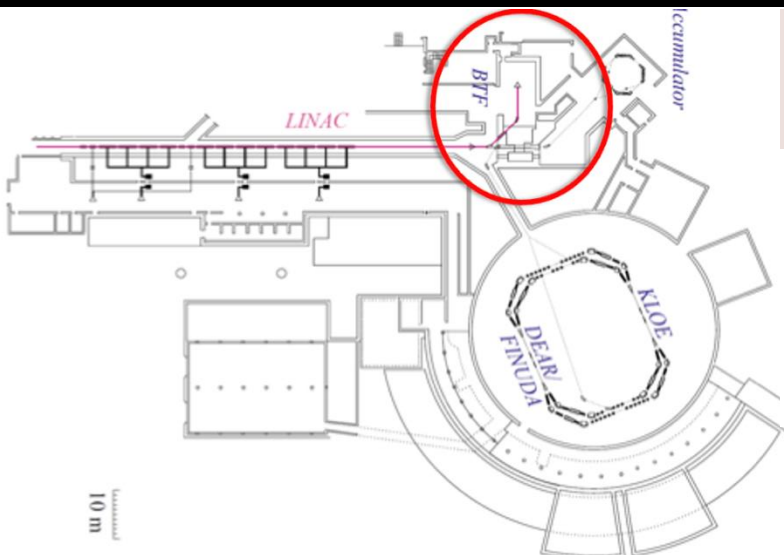
We can **have >1E10 e+ in 20KeV** CoM energy at LNF!

Ok **let's do that at PADME!**

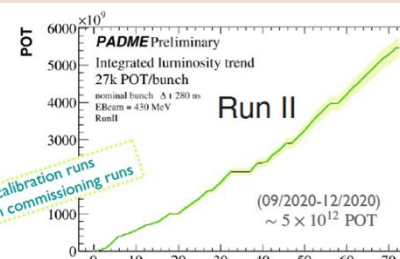
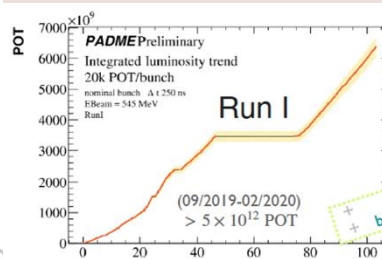
[M.R. L. Darmé E. Nardi et al. PRD 106,115036]



# The PADME experiment at LNF




PADME is located at the Beam Test Facility of DAFNE  
**Data taking Invisible:** Run I 2018, Run II 2020




**Run III 2022: dedicated search for X17**

**PADME  
 detector setup**




**Active target**  
 (Lecce & University Salento)




**C-fiber window**


**BGO calorimeter**  
 (Roma, Cornell U., LNF, LE)




**Veto scintillators**  
 (University of Sofia, Roma)



1m



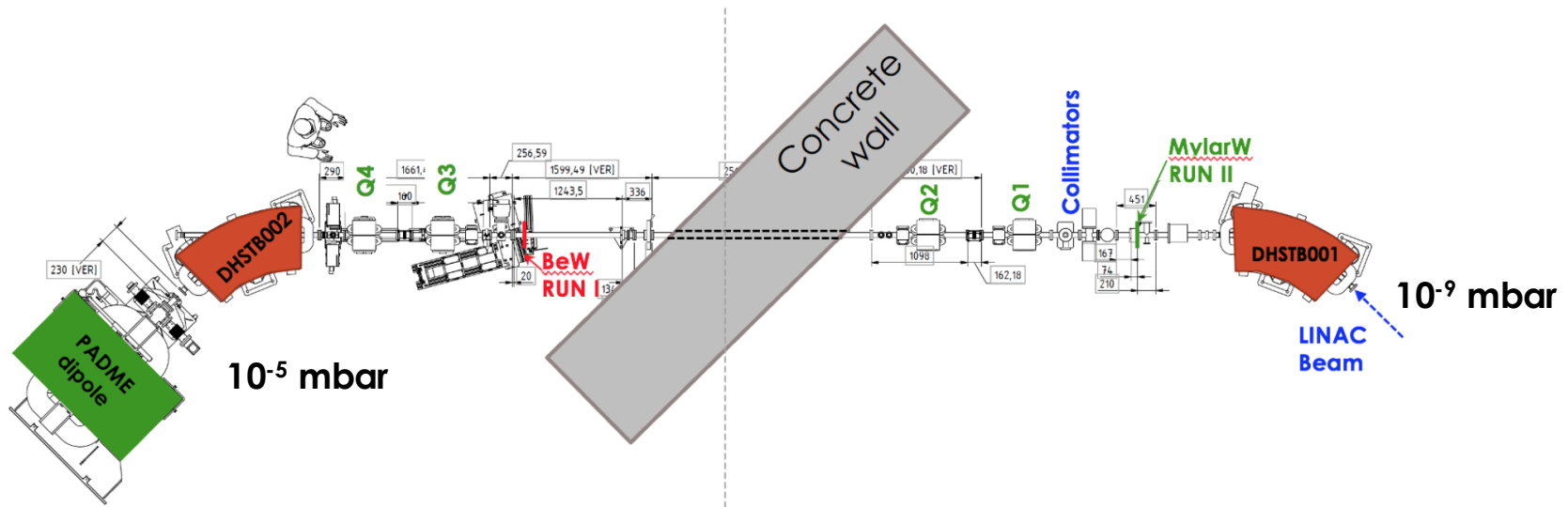
**PbGL calorimeter**



**TimePIX3 array**  
 (ADVACAM, LNF)

# The BTF beam line and PADME


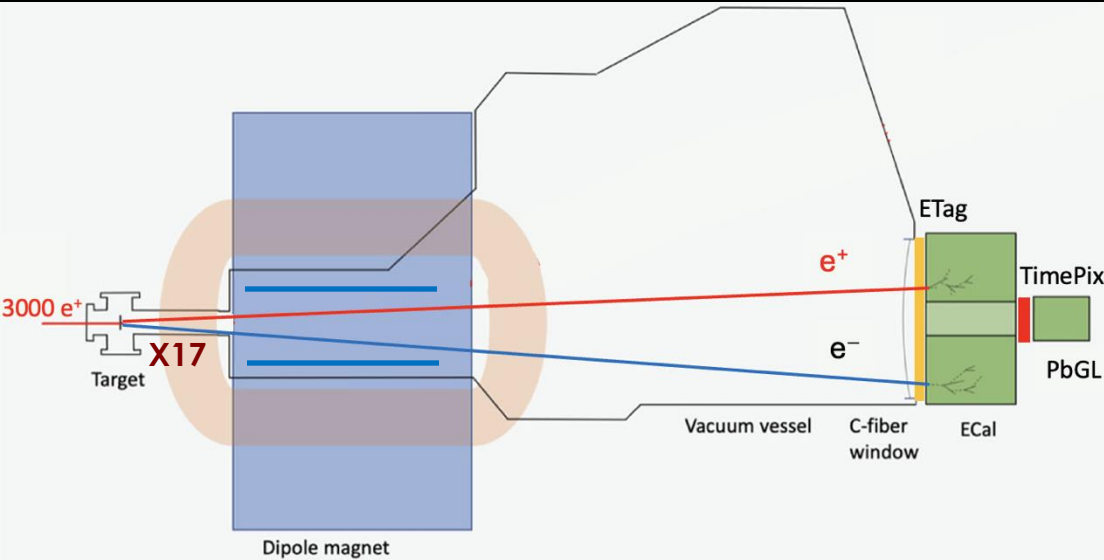
Positrons from the **DAFNE LINAC 200 - 500 MeV**,  $O(0.25\%)$  energy spread  
Repetition rate up to **49 Hz**, macro bunches of up to **250 ns** duration  
Intensity must be limited below  $\sim 3 \times 10^4$  PoT/spill to control pile-up  
Emittance  $\sim 1 \text{ mm} \times 1.5 \text{ mrad}$  @ PADME



## Past operations:

- Run I  $e^-$  primary, target,  $e^+$  selection, **250  $\mu\text{m}$  Be** vacuum separation [2018]
- Run II  $e^+$  primary beam, **125  $\mu\text{m}$  Mylar™** vacuum separation, 28000  $e^+$ /bunch [2019-20]
- Run III dipole magnet off,  $\sim 3000 e^+$ /bunch, scan  $s^{1/2}$  around  $\sim 17 \text{ MeV}$  [End of 2022]**

# PADME detector in Run III



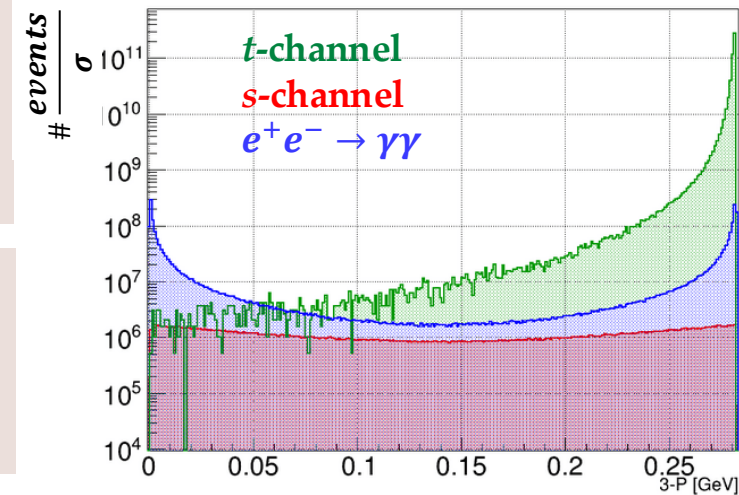
## 2022 Run-III setup adapted for the X17 search:

- Active target, CVD polycrystalline diamond with X,Y coordinates
- Dipole Magnet OFF
- **Charged-veto** detectors not used
- **ECal**, 616 21x21x230 mm<sup>3</sup> BGO crystals
- Newly built **ETag** in front of Ecal for  $e/\gamma$
- **Timepix** silicon-pixel detector for beam spot imaging
- **Lead-glass** beam catcher (NA62 LAV spare block)

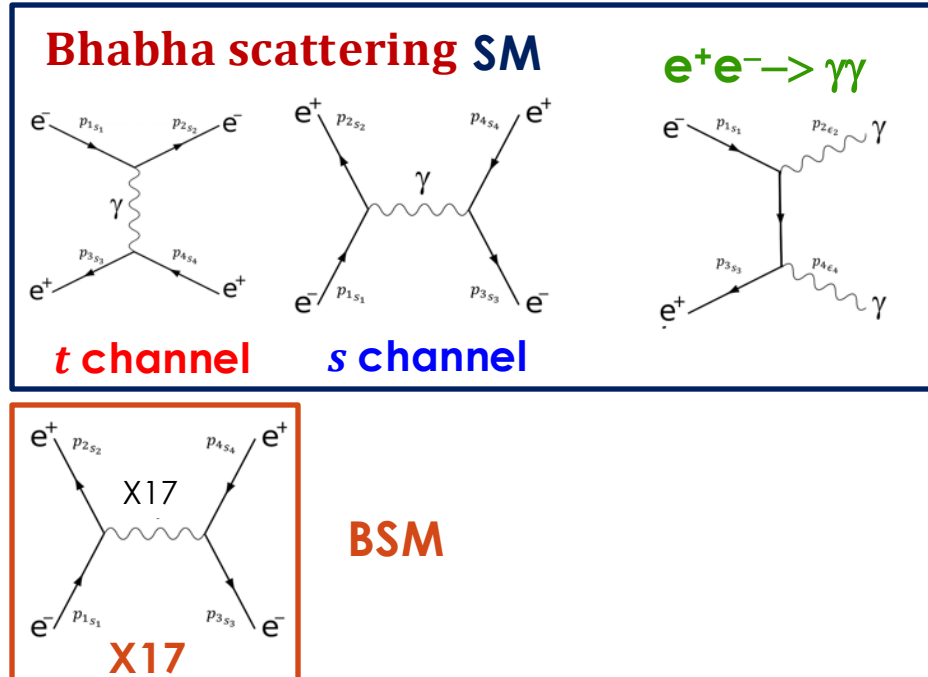
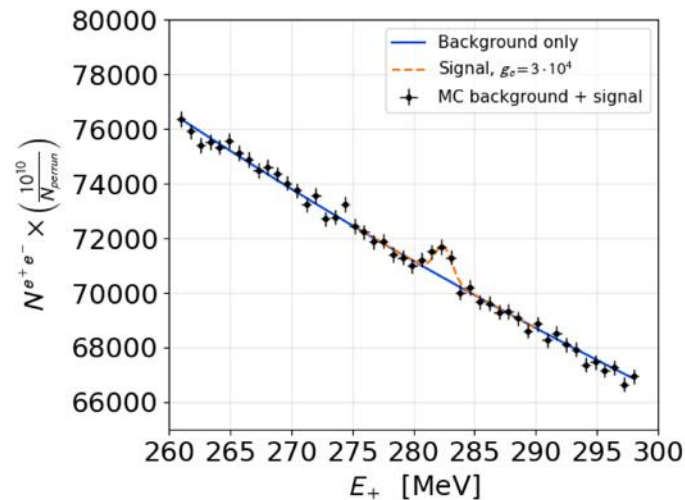
# The mass scan PADME search strategy

## PADME, can use resonant X17 production process

- Extremely effective in producing X17 but in a very small mass range
- Scan  $E_{\text{beam}} = 260\text{--}300$  MeV in  $<1$  MeV steps
- Completely data driven no theory or MC inputs
- Signal should emerge on top of **Bhabha** BG in few points of the scan.
- Background estimated from surrounding bins.



## Cartoon view of the technique



$|p|$  [GeV]

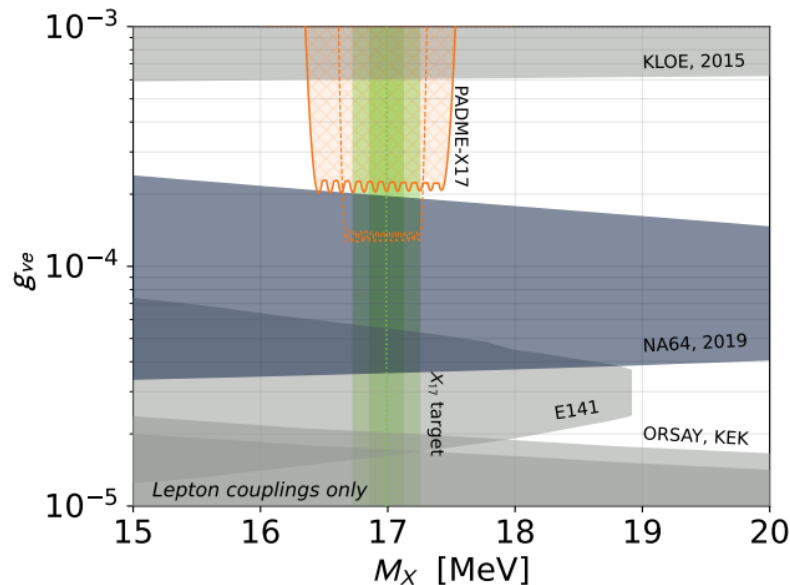


# PADME expected limits

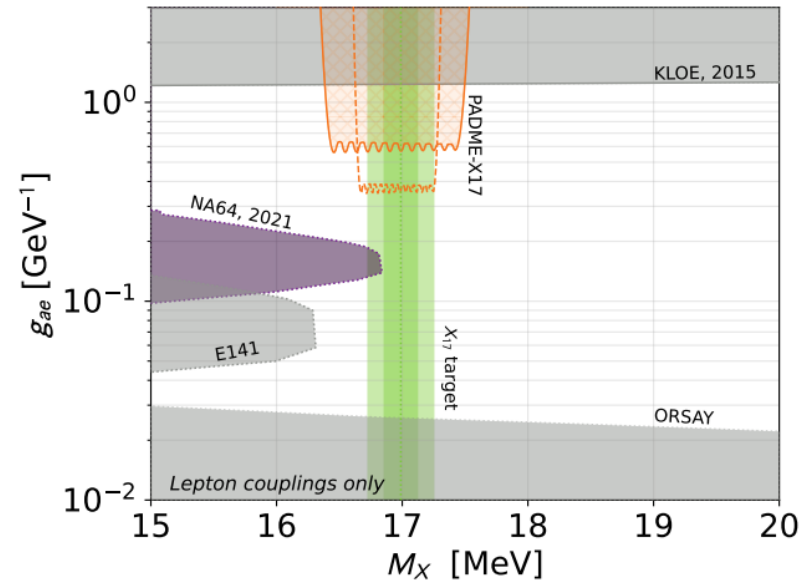
L. Darmé, M. Mancini, E. Nardi, M. Raggi

[Darmé et al. Phys. Rev. D 106,115036](#)

## Vector X17



## Pseudo scalar X17



BG from SM Bhabha scattering under control down to  $\varepsilon = \text{few } 10^{-4}$   
 Need precise luminosity measurement and systematic errors control ( $<1\%$ )  
 Need  $\sim 1 \times 10^{10}$  POT per each energy point  
 PADME maximum sensitivity in the vector case

# PADME Run III data set: winter 2022

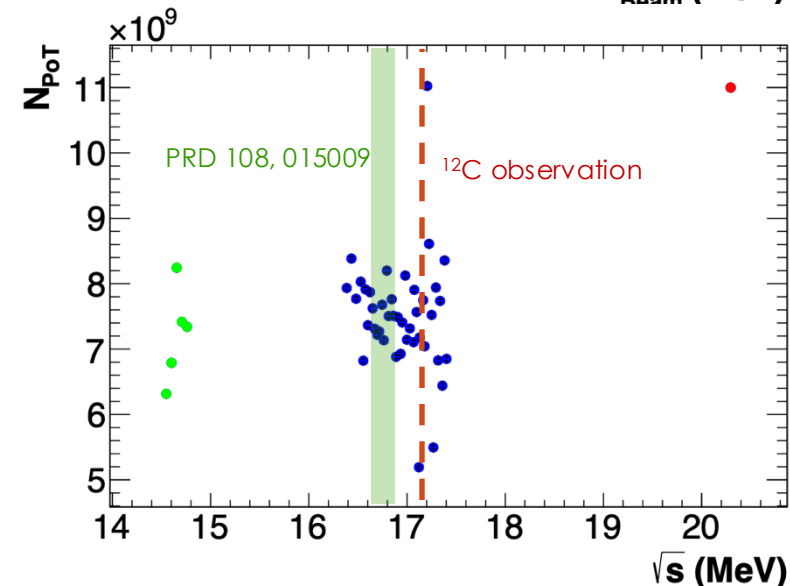
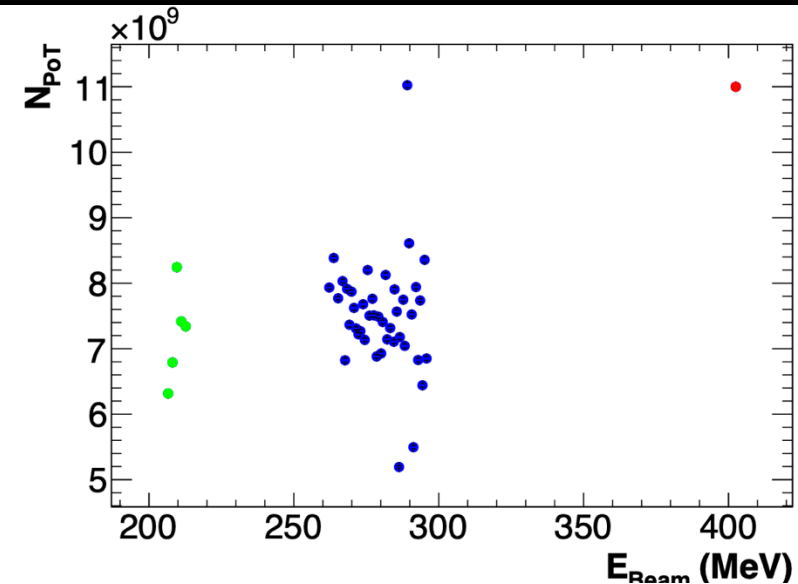
**Run III** PADME data set contains **3 subset**

- **On resonance:**  $E_B$  range (263-299) MeV
- **Below resonance:**  $E_B$  range (205-211) MeV
- **Over resonance:** single Energy 402. MeV

On resonance points **spaced** by  $\sim 0.75$  MeV  
Point spacing equal to the energy resolution  
**Mass region**  $16.4 \text{ MeV} < M_{\chi_{17}} < 17.5 \text{ MeV}$   
**statistics**  $\sim 1 \times 10^{10}$  NPoT per point

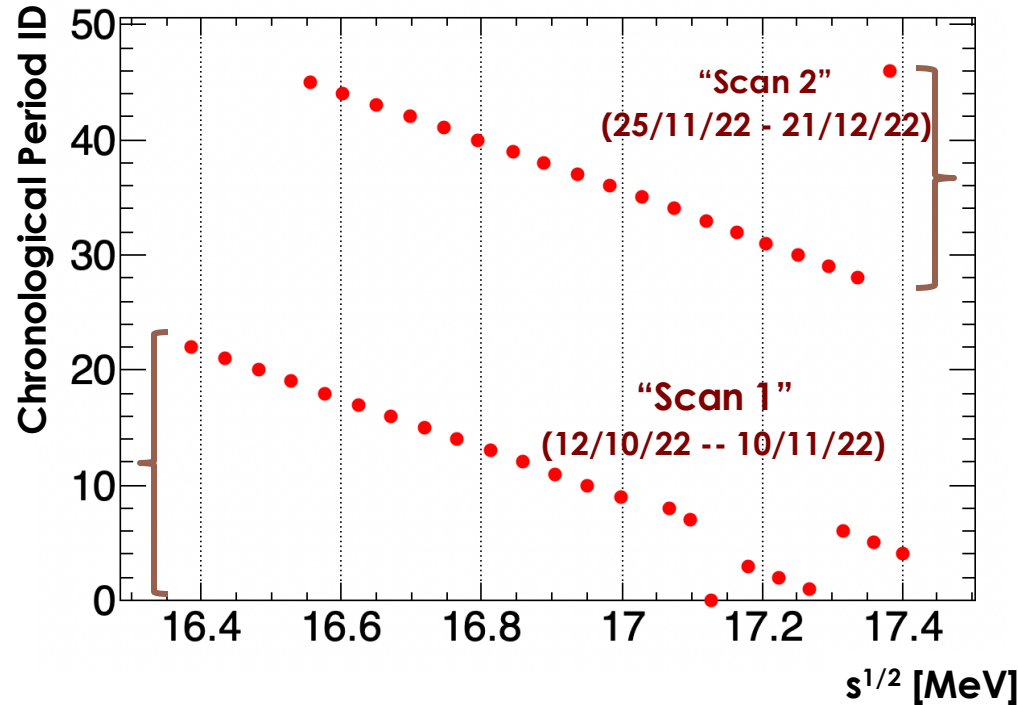
Below resonance **spaced** by  $\sim 1.5$  MeV  
**Statistics**  $\sim 1 \times 10^{10}$  NPoT per point  
Used to normalize absolute yield

1 over resonance energy **5 different runs**  
**Statistics**  $\sim 0.4 \times 10^{10}$  PoT per run  $\sim 2 \times 10^{10}$  total  
Used to validate NPoT measurement



**Dots** mass points explored by PADME

# Run II data taking strategy: 2 scans



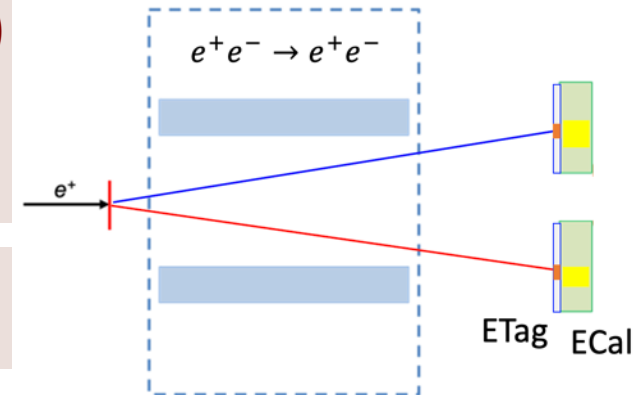
- **“Run”**: DAQ for **~8 hours**, determine beam avg position/angle, ECal energy scale
- **“Period”**: a point at a **fixed beam energy**, typically lasts **24 hours**
- **“Scan”** a **chronological set of periods** typically decreasing in energy
- Scan 1 and 2 periods spaced  $\sim 1.5$  MeV but interspersed in energy

**Detailed GEANT4-based MC performed for each period**

# PADME Run III analysis scheme

Scatter  $e^+$  on  $e^-$  in the diamond target to **select**  $e^+e^- \rightarrow e^+e^-$  or  $\gamma\gamma$  (2CI)  
Measure, direction and energy of each track with Ecal  
Transform **back to the Centre of Mass**:  $e^+e^-$  are back-to-back.  
Select events with  **$\theta_1 + \theta_2 = \pi$  and  $\phi_1 - \phi_2 = \pi$**

After selecting pure  $e^+e^- \rightarrow e^+e^-$  search for unexpected excess from  
 $e^+e^- \rightarrow X17 \rightarrow e^+e^-$  by scanning the X17 mass region.



**Ultimately compare:**

**BG only hypothesis:**  $N_2(s) = N_{\text{POT}}(s) \times B(s)$

**S+BG hypothesis:**  $N_2(s) = N_{\text{POT}}(s) \times [B(s) + S(s; M_X, g) \varepsilon_S(s)]$

**Inputs:**

- $N_{\text{POT}}(s)$  number of  $e^+$  on target from beam-catcher calorimeter
- $B(s)$  background yield expected per POT
- $S(s; M_X, g)$  signal production expected per POT for  $\{\text{mass, coupling}\} = \{M_X, g\}$
- $\varepsilon_S(s)$  signal acceptance and selection efficiency



# Improving observable $g_R(s)$

Try to spot deviations from SM expected 2Cl yield define the analysis observable:

$$g_R(s) = N_{\text{obs}}(s) / N_{\text{exp}}(s)$$

If no BSM physics exist  $g_R(s) = 1$

Rewrite the master formula dividing by  $N_{\text{POT}}(s) B(s)$  :

$$\underbrace{N_2(s) / ( N_{\text{POT}}(s) B(s) )}_{g_R(s)} = K(s) [ 1 + S(s; M_x, g) \varepsilon_s(s) / B(s) ]$$

Different effects (see later) lead to a linear scale deviation  $K(s)$  from above  
The  $\varepsilon_s(s) / B(s)$  cancel most of the systematic effect being the B and S acc. similar

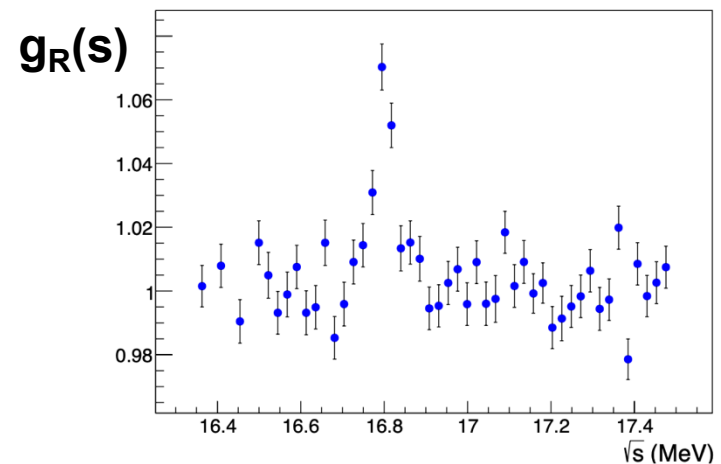
Question: is  $g_R(s)$  more consistent with:

- BG only:  $K(s)$
- S+BG =  $K(s) [ 1 + S(s; M_x, g) \varepsilon_s / B ]$

Nuisance count:

$K(s)$  2,  $S(s; M_x, g)$  3,  $\varepsilon_s(s) / B(s)$  2. Total 7

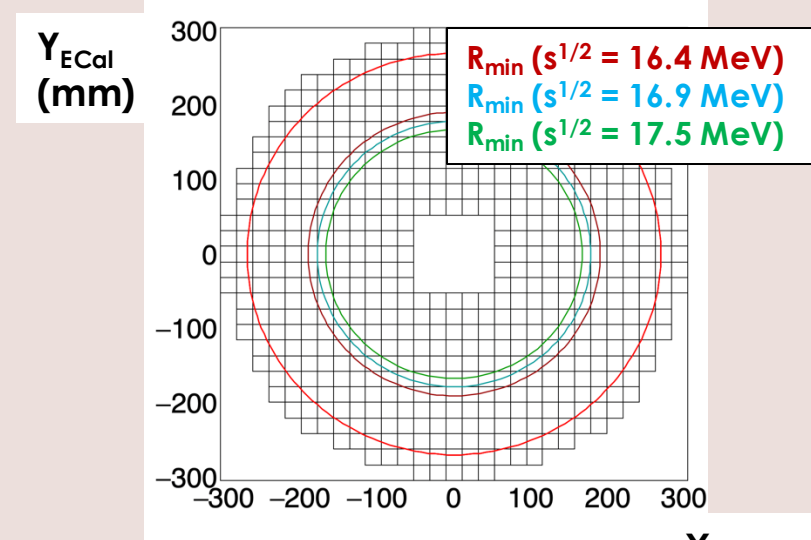
MC with  $M_x = 16.8 \text{ MeV}$ ,  $g_v = 8 \times 10^{-4}$



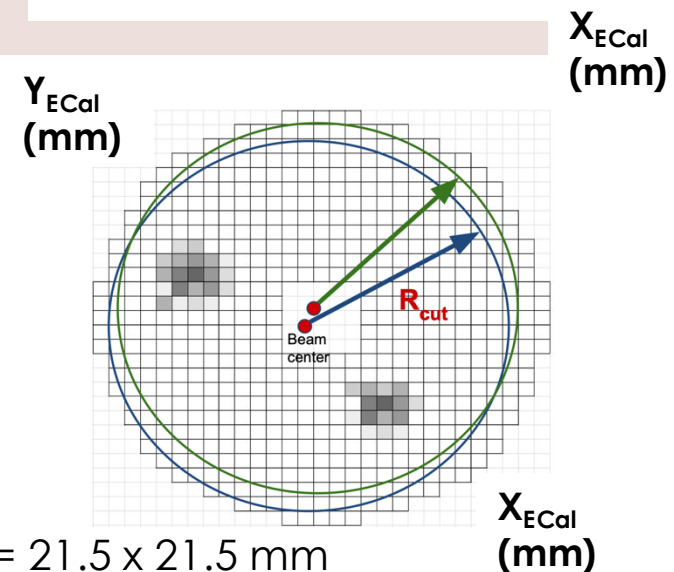
# Run II concepts – $N_2$ selection

$N_2$  any two-body final state ( $ee, \gamma\gamma$ ) with both particles in ECal acceptance:

1. Fix  $R_{\text{Max}}$  at Ecal, away from Ecal edges
2. Given  $s$ , compute  $R_{\text{Min}}, E_{\text{Min}}, E_{\text{Max}}$
3. Select cluster pairs:
  - With Energy  $> E_{\text{min}} \times 0.4$
  - In time within 5 ns
  - Clus1: In  $(R_{\text{min}} - D, R_{\text{max}})$ ,  $D = 1.5$  L3 crystals
  - Clus2:  $R > R_{\text{min}} - D$
4. Select pairs back-to-back in the c.m. frame



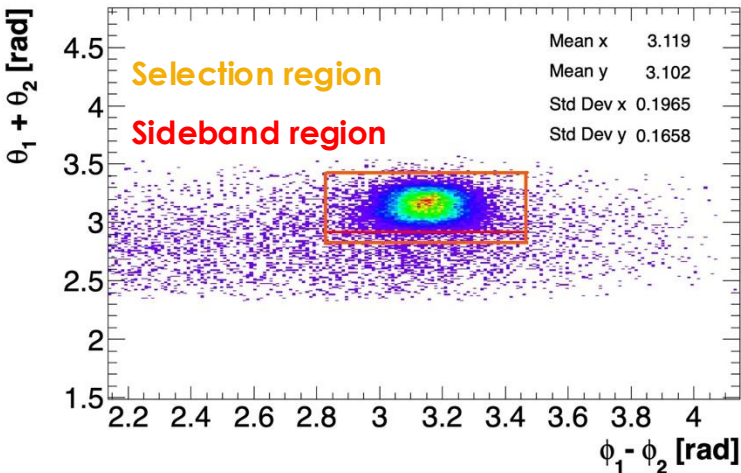
$R_{\text{max}}$  chosen to be away from Ecal edges by more than the size of 1 L3 crystal cell for any period in the data set



1  $\square$  = 1 L3 crystal = 21.5 x 21.5 mm

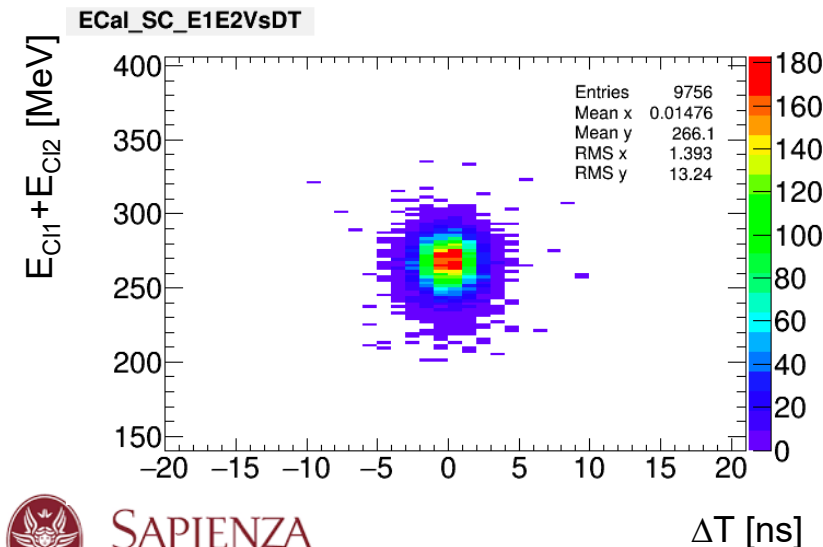
# $N_2(s)$ : Number of 2CI candidates

Neglecting  $m_e/E$  terms, the c.m. angles are independent on the lab energies



- Selection algorithm made as independent as possible on the beam variations:
- Retune beam center run by run with an error  $\ll$  mm
- Overall, make marginal use of the cluster reconstructed energy
- Main analysis cut based on CM angles only:  
 $(\theta_1 + \theta_2 = \pi)$  and  $(\phi_1 + \phi_2 = \pi)$

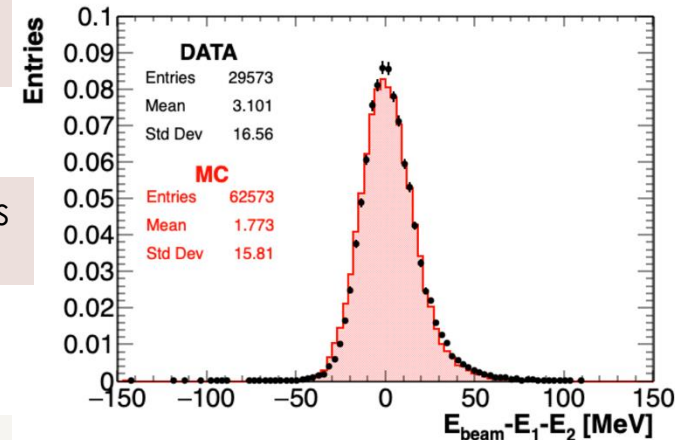
$E_{\text{tot}}$  and  $\Delta T$  used as independent cross check



Brems BG down to 4% level can be measured in data

$N_2 \sim 30K$  candidates per Energy point

Selected 2CI events,



# $N_2(s)$ candidates error budget






- Selected around 30k 2CI candites/period:  
Statistical error:  $\delta N_2 \sim 0.6\%$  up to  $0.7\%$
- SM Brems. BG subtraction using angular side-bands (bremsstrahlung, 4%)
  - additional statistical uncertainty  $\delta N_2 \sim 0.3\%$
- Data quality using time-averaged energy deposited on ECal:  
Overall systematic error from data quality,  $\delta N_2 < < \%$

Source	Error on $N_2$ per period [%]
Statistics	$\sim 0.6$
Background subtraction	<b>0.3</b>
Total	<b>0.65</b>

# B(s) expected BG/N<sub>POT</sub> error budget

B(s), the expected background/e<sup>+</sup>, is determined with MC + data-driven checks

Source of uncorrelated erro	Error on B per period [%]	Details
MC statistics	0.4	Next slide
Data/MC efficiency (Tag&Probe)	0.2	
Cut stability	0.2	
Beam spot position variations	0.1	
Total	0.5	

Correlated (common) systematic errors on B enter in the scale K(s), e.g.:

Absolute cross section (rad. corr. at 3%), target thickness (known @ 5%)

B expectation is compared to below resonance points, improving the systematic uncertainty

Scaling errors are accounted for

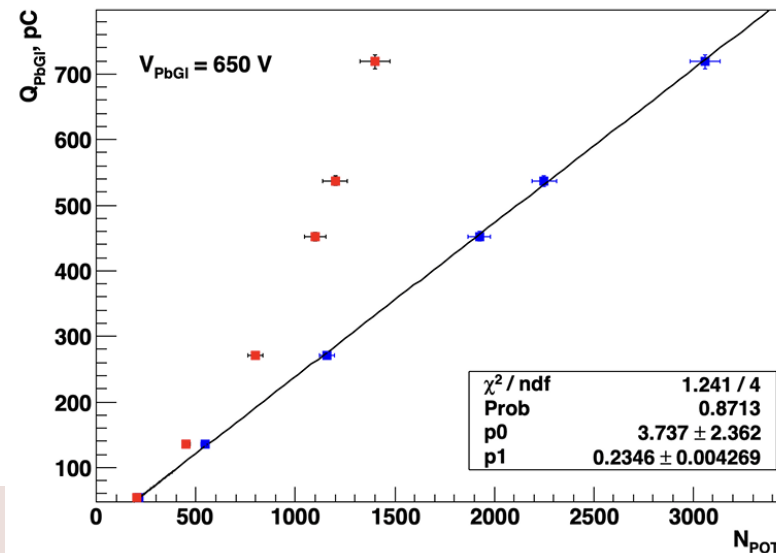

Source	Correlated B error [%]
Low-energy period statistics	0.4
Acceptance of low-energy, target thickness variations	0.5
Total	0.6



# $N_{\text{POT}}$ calculation

Flux  $N_{\text{POT}}$  determined using Lead-glass detector charge,  $Q_{\text{LG}}$ :

$$N_{\text{POT}} = Q_{\text{LG}} / Q_{1e+, 402 \text{ MeV}} \times 402 / E_{\text{beam}} [\text{MeV}]$$



Common systematic error dominated by  $Q_{1e+}$   
Known at **2%**, see *JHEP* 08 (2024) 121

Uncorrelated systematic error due to value of  $E_{\text{beam}}$  from BES, **0.25%**  
Common scale error on beam energy, up to 0.5%, cancels @ 0.1%


Multiple analysis level corrections to be applied:

1.  $E_{\text{Loss}} @ E_{\text{beam}} / E_{\text{Loss}} @ 402 \text{ MeV}$ : from data + MC, details
2. LG Radiation-induced response loss: from data, details





# $N_{\text{POT}}$ error budget

## Uncorrelated uncertainty on background $N_{\text{POT}}$ :

Source	Error on $N_{\text{POT}}$ per point [%]	Source
Statistics, ped subtraction	negligible	
Energy scale from BES	0.3	BES from timepix spot $s_x$
Error from ageing slope	Variable, $\sim 0.35$	
<b>Total</b>	<b>0.45</b>	

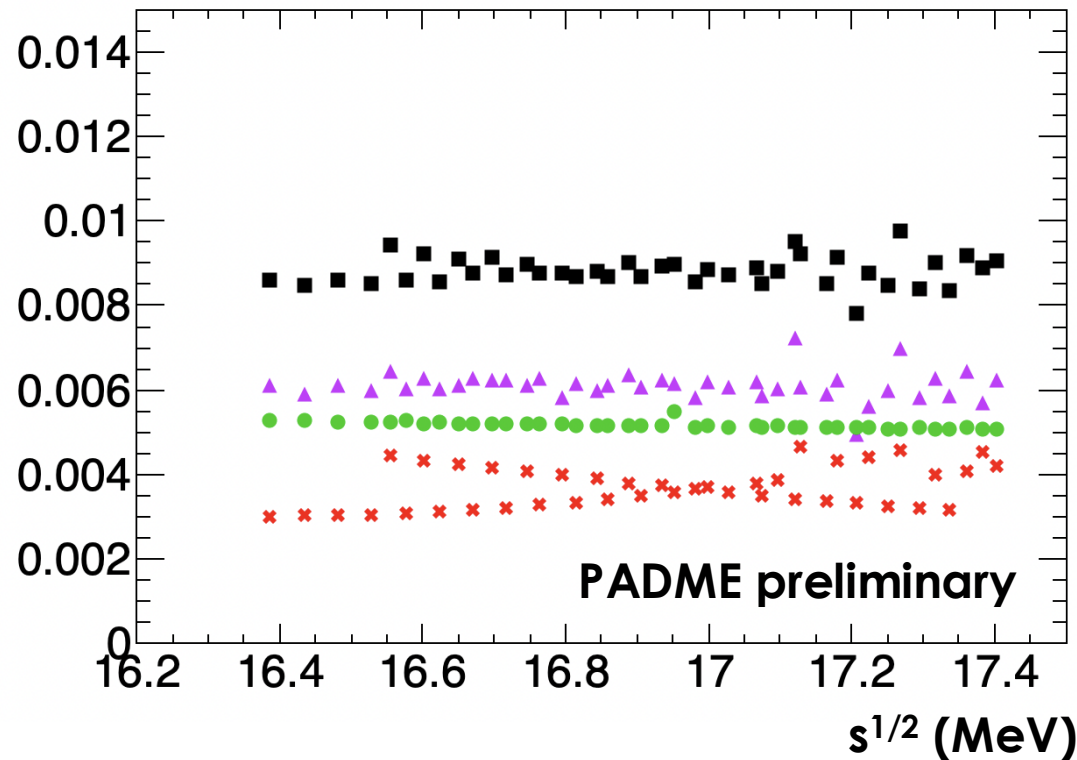
## Correlated (common) systematic errors on $N_{\text{POT}}$ :

Source	Common error on $N_{\text{POT}}$ [%]	Source
pC/MeV	2.0	Analysis in JHEP 08 (2024) 121
$E_{\text{Loss}}$ , data/MC	0.5	
Ageing, constant term	0.3	
<b>Total</b>	<b>2.1</b>	

# Global $g_R(s)$ error budget

Uncorrelated uncertainty on  $g_R(s) = N_2(s) / ( N_{\text{PoT}}(s) B(s) )$ :

## Relative error per period

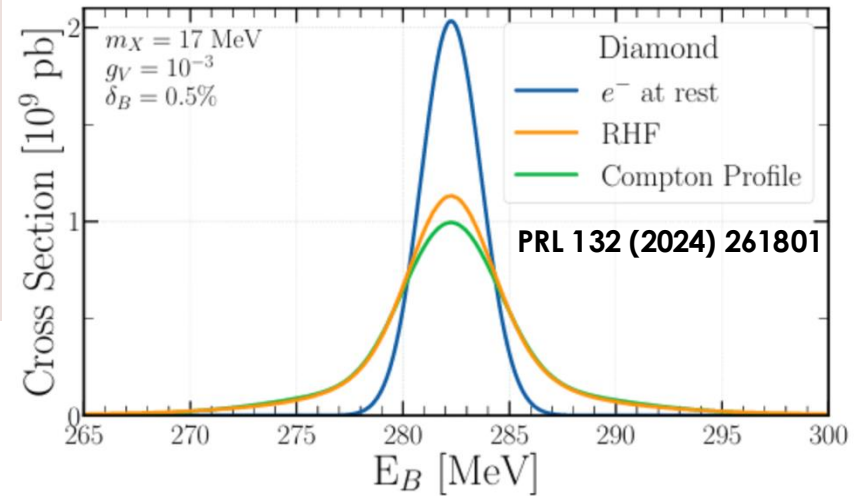


Source	Error [%]
$N^2(s)$	0.6
$NPoT$	0.35
$B(s)$	0.55
Total on $g^R(s)$	0.89
K(s) scale (common)	 2.1

# $S(s; M, g_v)$ : Signal yield

Expected signal yield( $s$ ) from PRL 132 (2024) 261801

Includes effect of motion of the atomic electrons in the diamond target from Compton profiles

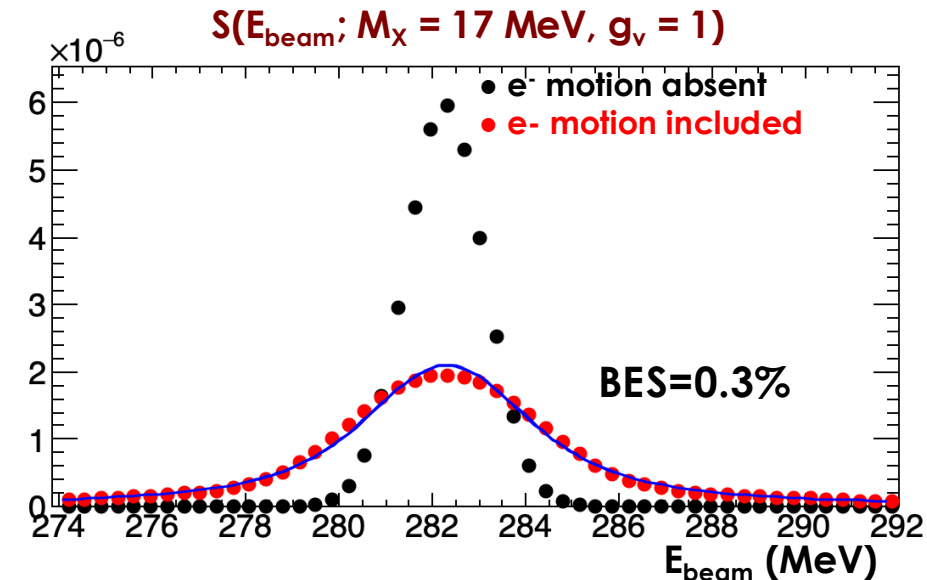


## Parameterized $S$ vs $E_{\text{beam}}$ with a Voigt function:

- Convolution of the gaussian BES with the Lorentzian
- OK in the core within % with some dependence on BES

## Uncertainty in the curve parameters as nuisances:

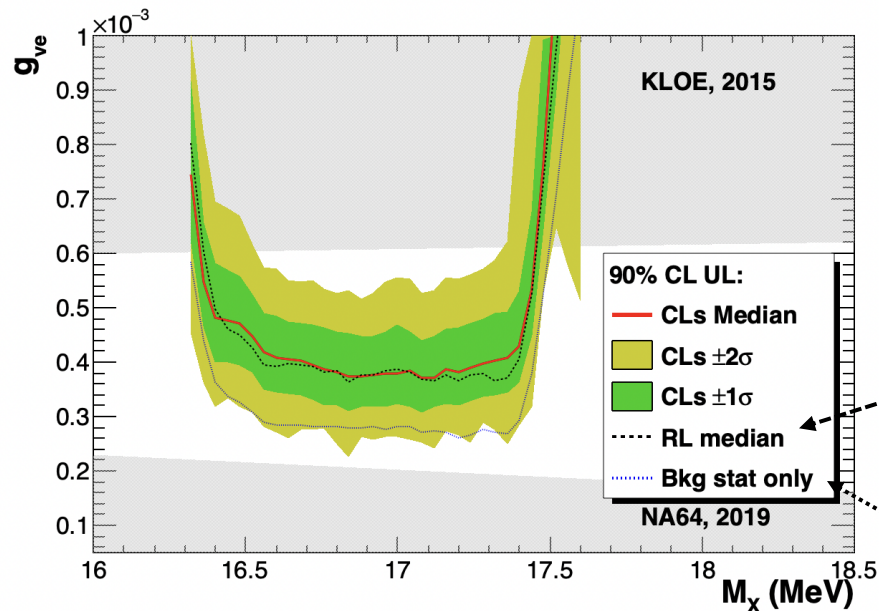
- Peak yield: 1.3%
- Lorentzian width around the resonance energy: 1.72(4) MeV
- Relative BES, as said: 0.025(5)%



Points from authors of PRL 132 (2024) 261801

# Expected sensitivity MC simulations

- Evaluate expected 90% CL UL in absence of signal
- Define Q statistic based on Likelihood ratio:  $Q = L_{S+B}(g_v, M_X) / L_B$
- The likelihood includes terms for each nuisance parameter pdf
- For a given  $M_X$ ,  $CLs = P_S / (1 - P_B)$  is used to define the UL on  $g_v$



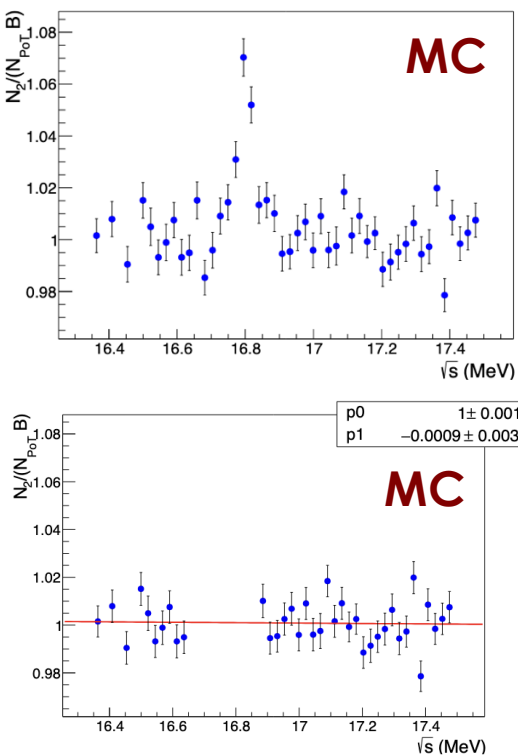
The probabilities  $P_S$  and  $P_B$  are obtained using simulations, where the observables are always sampled, while the nuisance parameters stick to the B and S+B fits (“ $\hat{\theta}$ ”)

## For comparison, we show also:

- the median of the limits obtained using the Rolke-Lopez likelihood-ranking method with the 5 periods with largest signal yield
- the purely statistical UL,  $1.28 N_2^{1/2}$



# The “blind unblinding” procedure



To validate the error estimate, in presence of signal in any region of the mass scan **2503.05650 [hep-ex]**

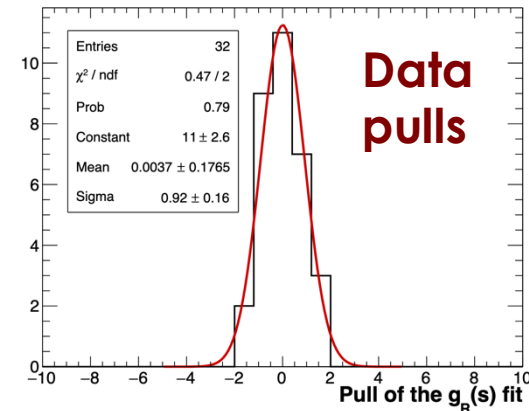
Aim to blindly define a side-band in  $g_R(s)$ , excluding 10 periods of the scan

Define the masked periods by minimizing  $\chi^2$  of a linear fit in  $s^{1/2}$

1. Threshold on the  $\chi^2$  fit in **side-band is  $P(\chi^2) = 20\%$** , corresponding to reject 10% of the times
2. If passed, check if the **fit pulls are gaussian**
3. If passed, check if a **straight-line fit of the pulls has no slope in  $s^{1/2}$**  (within 2 sigma)
4. If passed, check if constant term and slope of the linear fit for  $K(s)$  are within two sigma of the expectations, i.e.:  $\pm 4\%$  for the constant,  $\pm 2\%$   $\text{MeV}^{-1}$  for the slope

Successfully applied:

1.  **$P(\chi^2) = 74\%$**
2. Pulls gaussian fit probability 60%
3. Slope of pulls consistent with zero
4. Constant term =  $1.0116(16)$ , Slope =  $(-0.010 \pm 0.005) \text{ MeV}^{-1}$



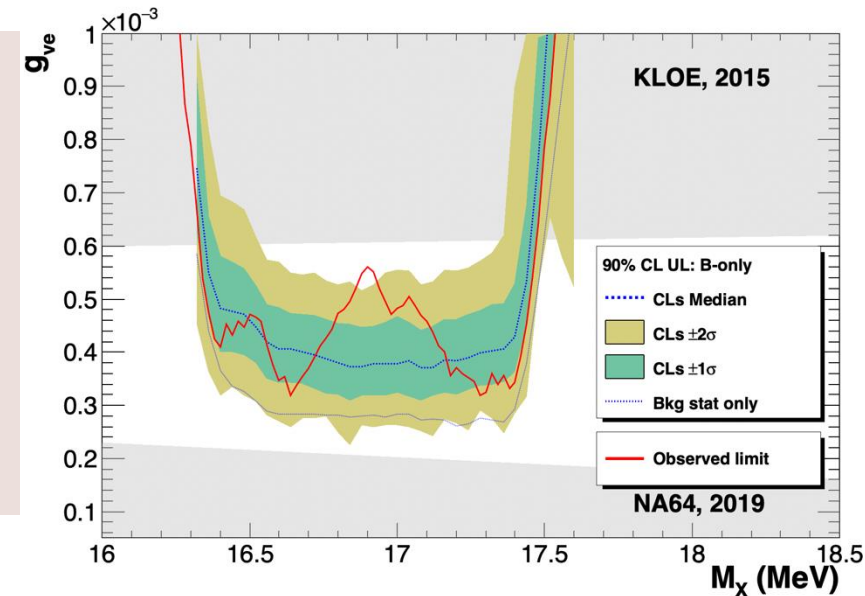
Therefore, proceed to box opening

# Observed limit after box opening

An excess is observed beyond the  $2\sigma$  local coverage ( $2.5\sigma$  local)

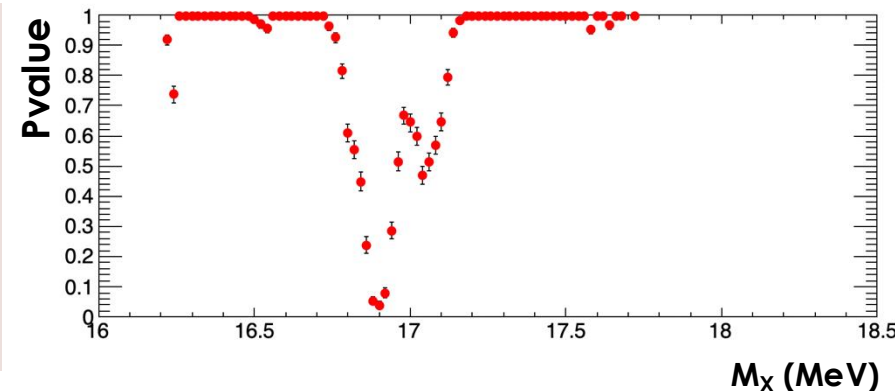
At  $M_X = 16.90(2)$  MeV,  $g_{ve} = 5.6 \times 10^{-4}$ , the global probability dip reaches  $3.9_{-1.1}^{+1.5}\%$ , corresponding to  $(1.77 \pm 0.15)\sigma$  one-sided (look-elsewhere calculated exactly from the toy pseudo-events)

A second excess is present at larger masses  $\sim 17.1$  MeV, but the absolute probability there is  $\sim 40\%$



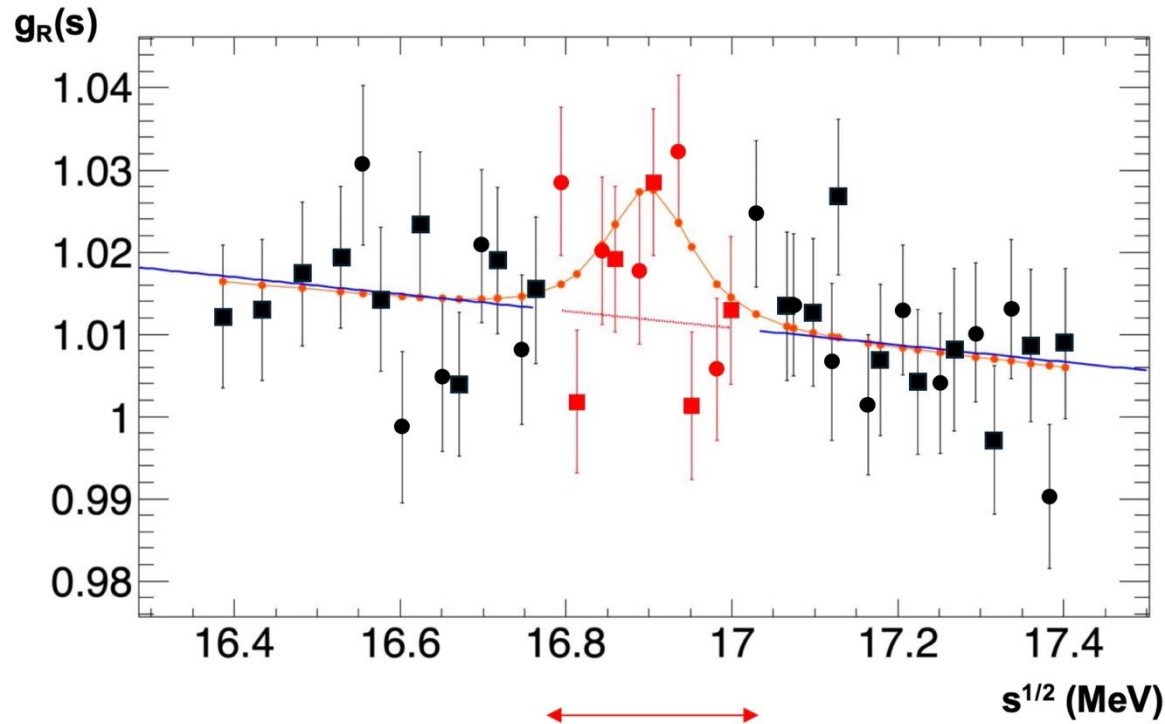
If a  $3\sigma$  interval is assumed for observation following the estimate  $M_X = 16.85(4)$  of PRD 108, 015009 (2023),

the p-value dip deepens to  $2.2_{-0.8}^{+1.2}\%$  corresponding to  $(2.0 \pm 0.2)\sigma$  one-sided

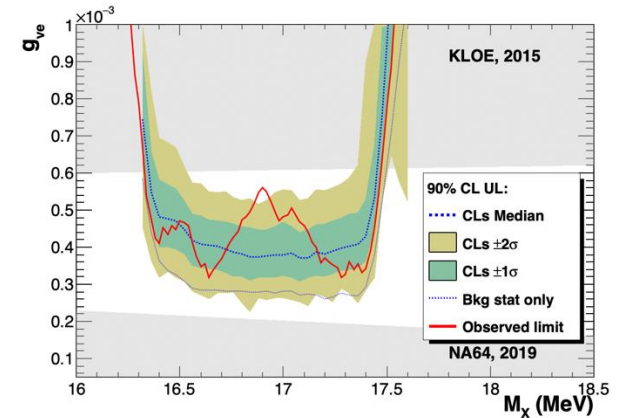


# Post unblinding checks: mass points

Check the data distribution vs likelihood fit done to evaluate  $Q_{\text{obs}}(S+B)$   
Fit probability is 60%



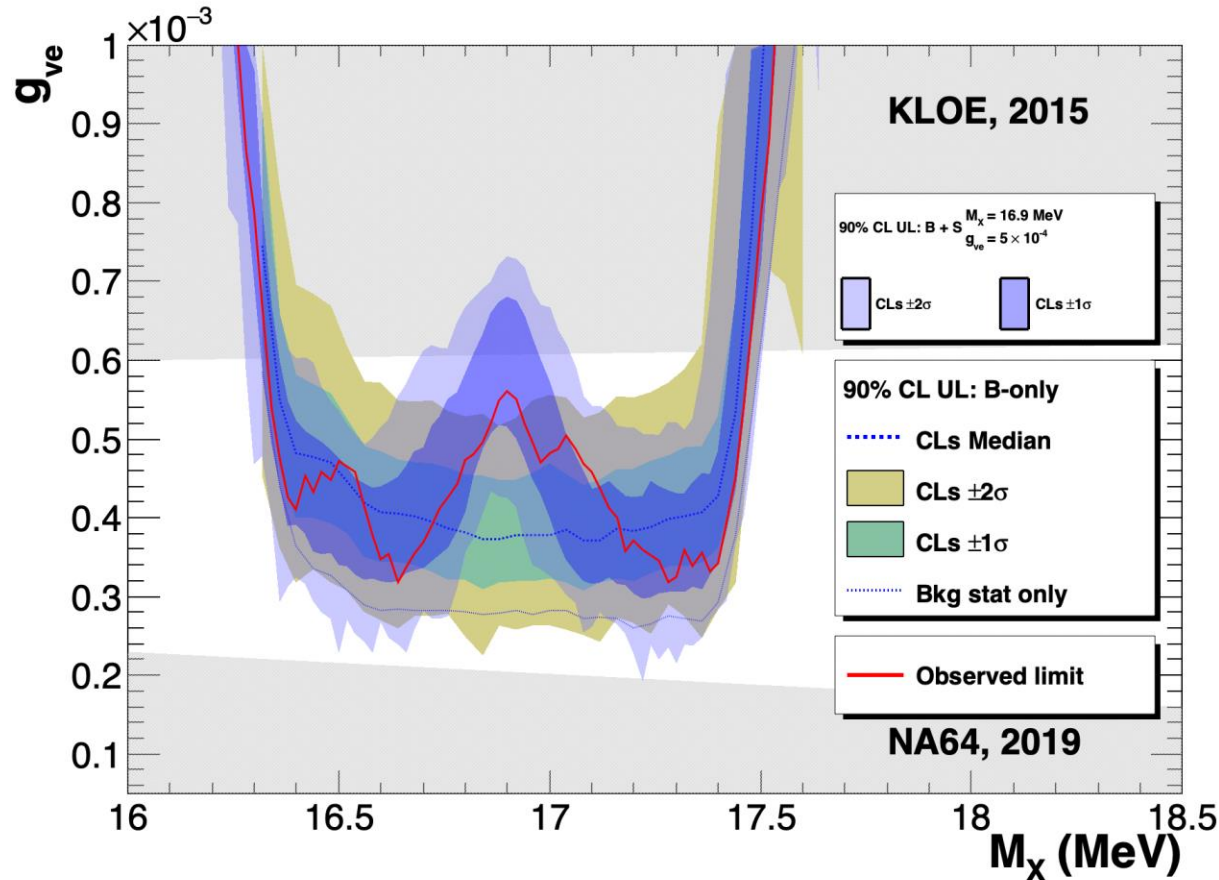
Region masked by automatic procedure



- Masked point of scan 1
- Masked point of scan 2
- Sideband point of scan 1
- Sideband point of scan 2

# Post unblinding checks: excess shape

For comparison, check expected UL bands: **bkg-only** vs **B+S** (16.9 MeV,  $5 \times 10^{-4}$ )



# Post unblinding checks: method

Perform the automatic procedure but fit SM BG with a constant:

## Original version $K(s)$ linear fit:

1.  $P(\chi^2) = 74\%$
2. Pulls gaussian fit probability  $> 45\%$
3. Slope of pulls consistent with zero
4. Constant =  $1.0116(16)$ , Slope =  $(-0.010 \pm 0.004) \text{ MeV}^{-1}$

## Result BG constant fit:

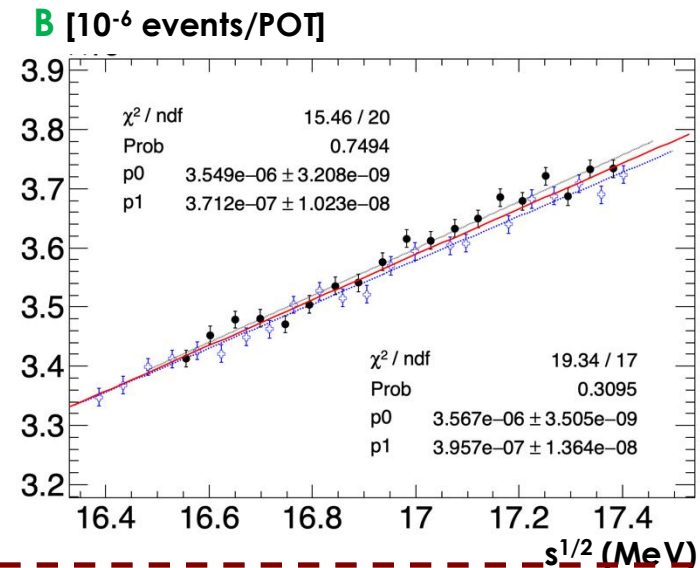
1.  $P(\chi^2) = 37\%$
2. Pulls gaussian fit prob  $> 30\%$
3. Slope of pulls consistent with zero
4. Constant =  $1.0112(14)$

The center of the masked region does not change:  $16.888 \text{ MeV}$

The excess also remains basically of the same strength:  $1.6\sigma$

Use scan1-scan2 separate parametrizations for  $B(s)$  instead of using  $B(s) / \text{point}$ :

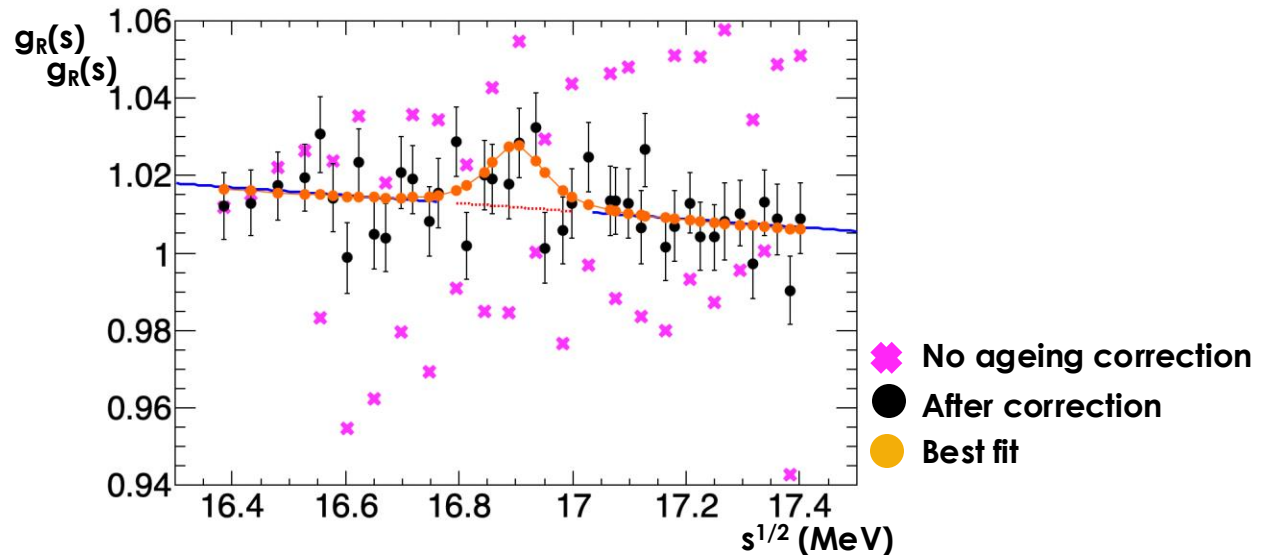
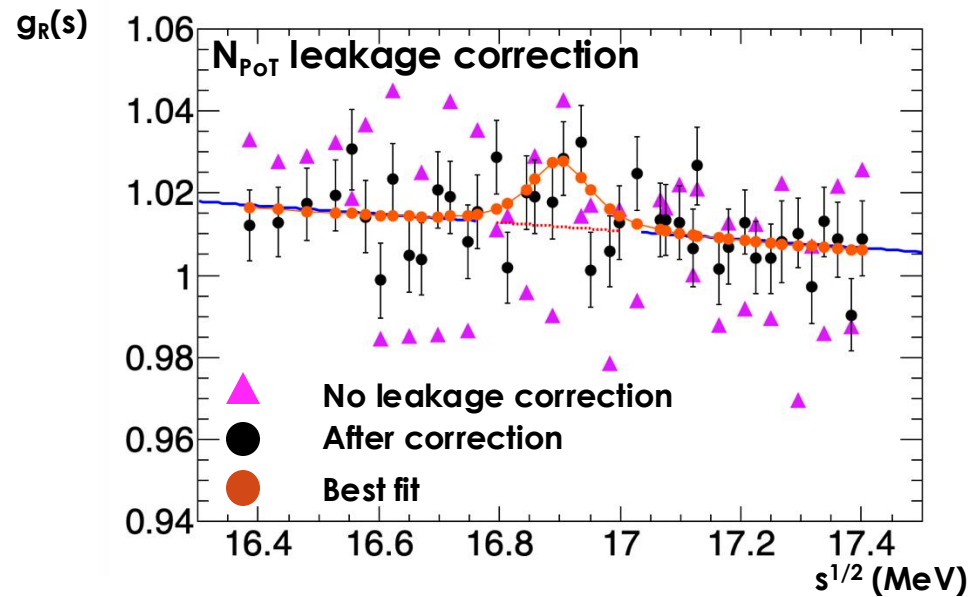
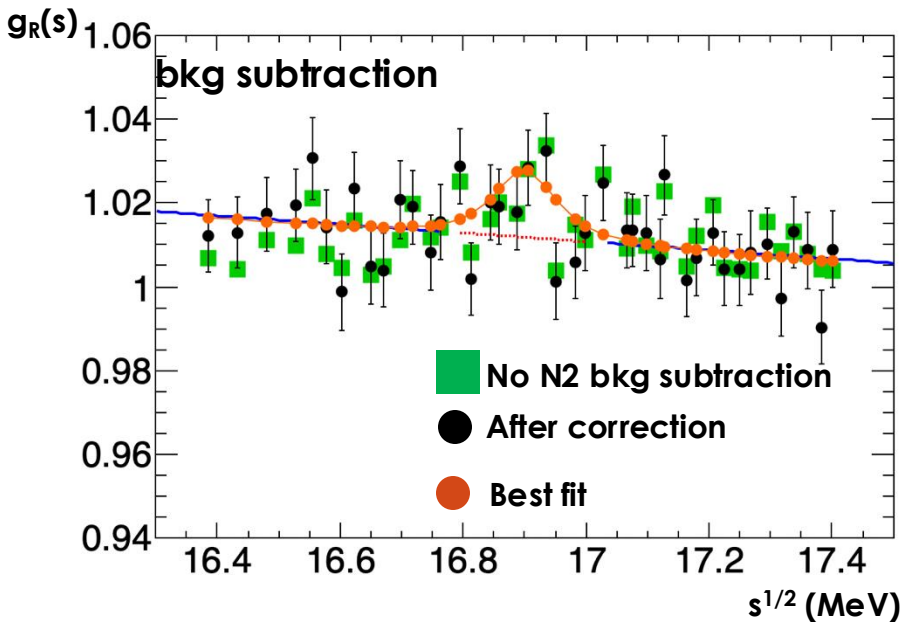
The excess region is slightly affected but is equivalent to  $\sim 1.6\sigma$



Check the [PCL](#) method using CLsb, equivalent number of  $\sigma = 1.62 \pm 0.13$

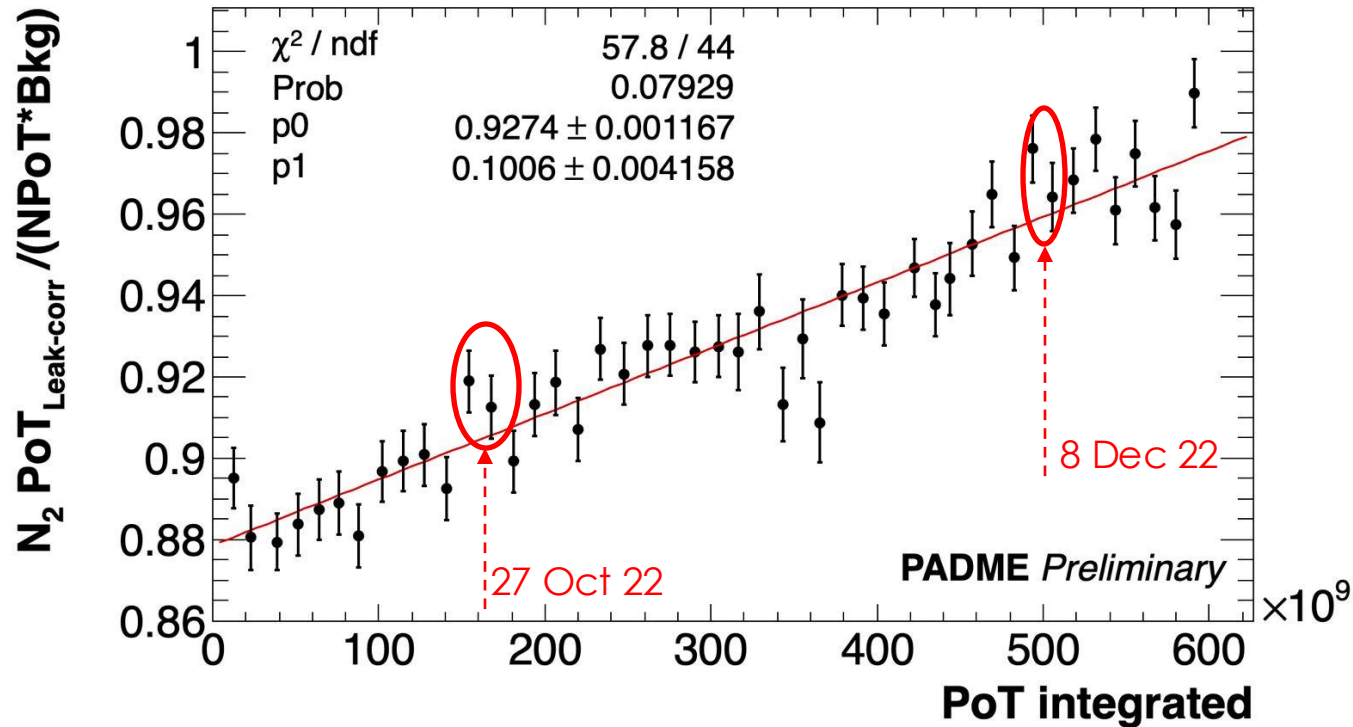


# Post unblinding checks: corrections



# Post unblinding checks: LG ageing

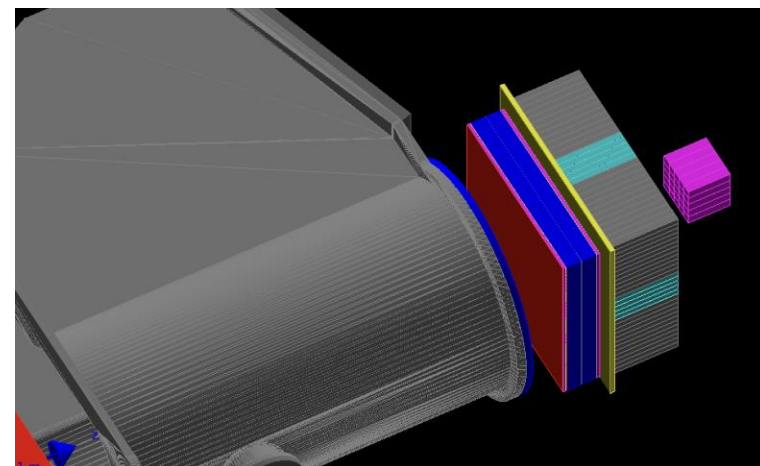
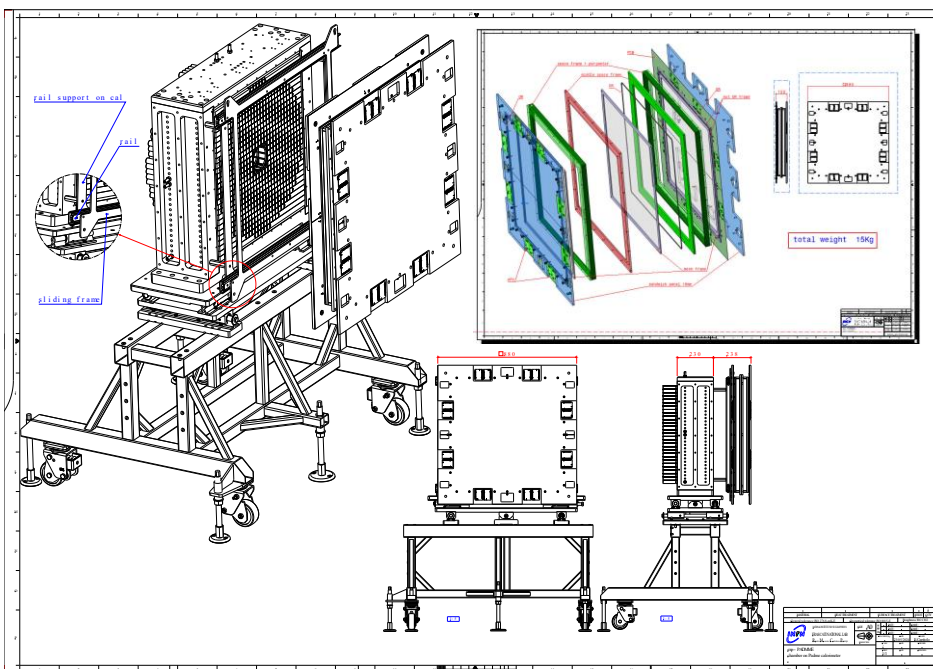
After box opening, can check ageing correction applied, slope was 0.097(7)  
Fully consistent (observed **excess** alters only marginally)



# Upcoming Run IV

New data to be acquired to better clarify the excess during Run IV:

- We are commissioning a new detector for **Run IV summer + autumn 25**
- New **micromegas-based** tracker installed
  - **separate ee from  $\gamma\gamma$**  thus allowing a separate analysis
  - Allows the analysis of  **$N_{ee}/N_{\gamma\gamma}$**  (remove  $N_{\text{POT}}$  systematic)
- **New target position** closer to Ecal (**x2 acceptance**)
- Aim to **collect x4 statistics** (2x in time x2 in acceptance)



Camera already installed in front of ECal and operational

New expert participants in PADME from LNF, **Roma1**, Naples INFN sections

# Conclusions

The Run III analysis has been completed using the blind-sideband method

**Overall uncertainties at 0.9% or slightly better**

**New exclusion limit region on X17 coupling to  $e^-$  covered in 16.5-17.5 MeV range**

No indications of X17 well beyond two-sigma-equivalent global p-values

An **excess** has been observed at **16.90(2) MeV**:

**Local p-value** equivalent to **2.5(1) $\sigma$**

**Global p-value** equivalent to **1.77(15)  $\sigma$**

New **data need to be acquired in 2025** to clarify the excess:

- Now commissioning PADME for Run IV (approved up to the end of 7/25)
- A **new micromegas-based tracker** to separately measure the absolute cross sections of  $ee/\gamma\gamma$  thus allowing a combined analysis

Aim to acquire a **N<sub>2</sub>** x4 statistics wrt Run III data sample by the end of 2025

Discussion on detailed beam schedule during LNF SciCom 14-15 May



# Acknowledgements...

**PADME**

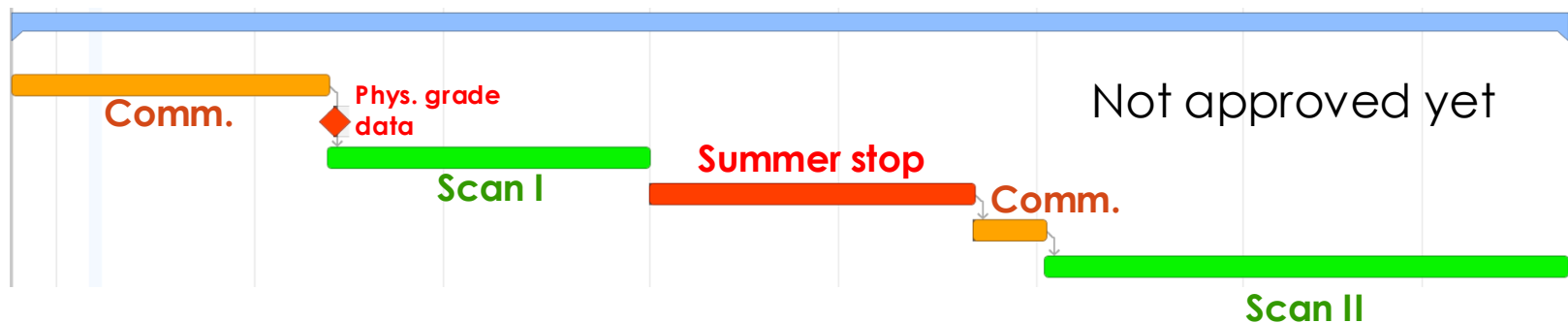


**Nothing of what I have shown would have been possible without the relentless effort of our colleagues of the LNF accelerator, theory division, technical division and the administrative service**



# Run IV: Tentative scheduling

- Tentative schedule to perform full Run IV in within 2025
  - ◆ Perform 2 scan with half step energy displacement as in Run III
  - ◆ 2 scans: first before summer second in autumn
  - ◆ Number of points: 30-40 total
  - ◆ Targeting a factor 4 stat per point: 2xRunning time x2 Acceptance



- Aim to have a set of physics grade data before the summer break
  - ◆ Each scan will have higher statistical power per point wrt Run III data sample

**Final beam schedule discussion at next LNF SciCom 14-15 May**

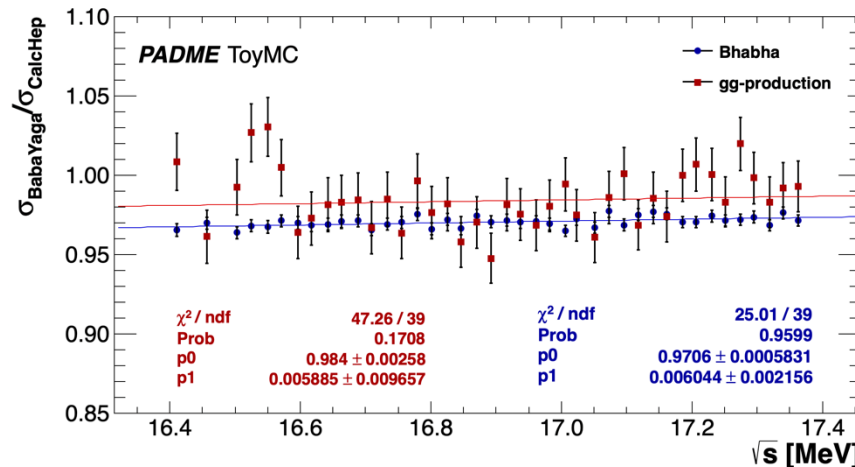


# Backup slides

# Possible scale effects $K(s)$



Radiative corrections evaluated using Babayaga,  $ee(\gamma)$  and  $\gamma\gamma(\gamma)$



Babayaga  
references:

Nucl. Phys. B 758 (2006) 227

Phys. Lett B 663 (2008) 209

Possible negative offset of  $\sim -2.3\%$   $\rightarrow$  comparable to the scale error of 2.1%  
Possible slopes with  $\sqrt{s}$ :

Radiative effects: slope of  $+0.6(2)\%$   $\text{MeV}^{-1}$

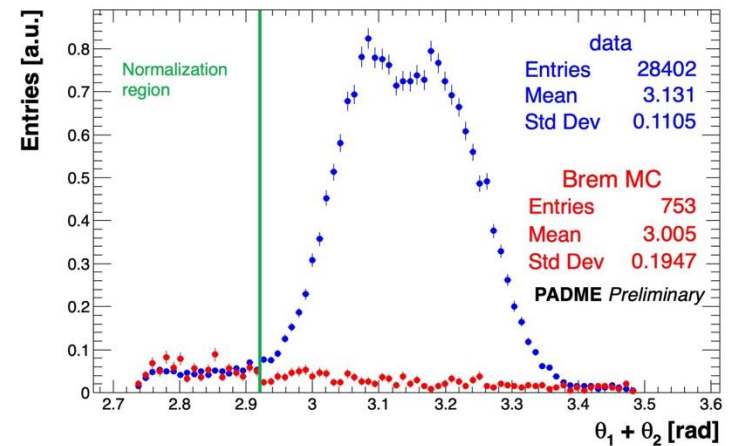
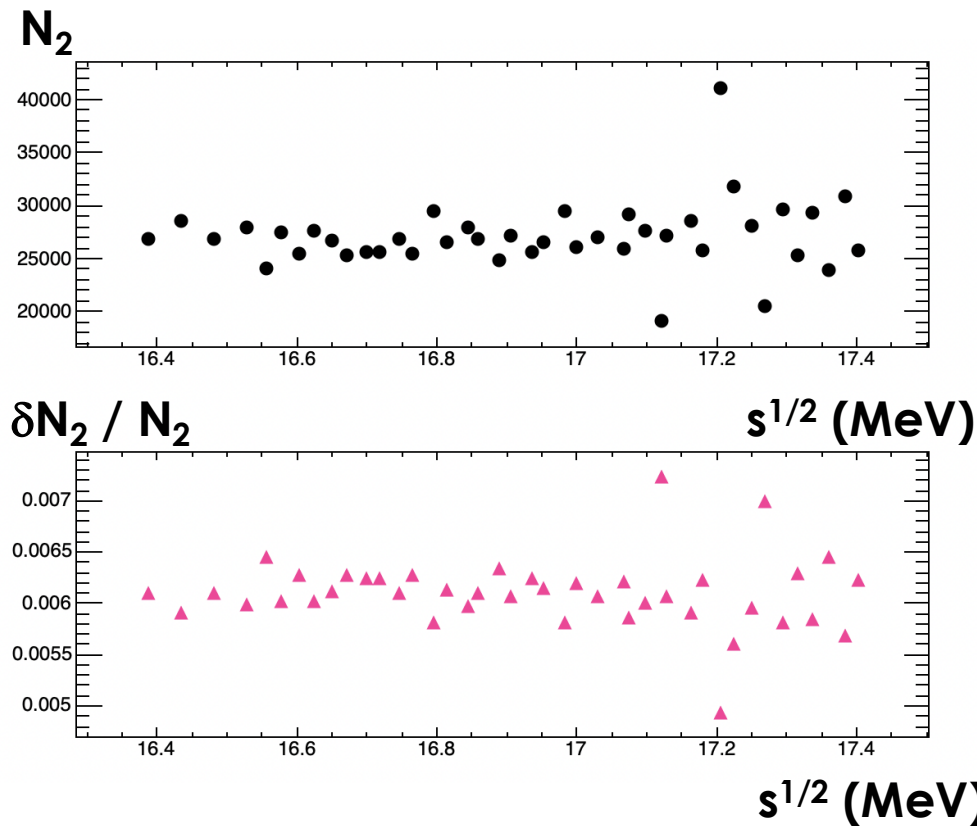
Tag & probe correction: slope of  $-2.2(6)\%$   $\text{MeV}^{-1}$

Total slope of  $-1.6(6)\%$   $\text{MeV}^{-1}$

# Details on the 2Cl count N2



**Background** subtraction using side-bands (bremsstrahlung, ~4%)  
 Correction relative variation  $\pm 1\%$ , statistical uncertainty on  $\delta N_2 \sim 0.3\%$



Shape of ee signal due to residual magnetic field (MNP CERN SPS type)

Fully modeled using MC + detailed map

44

# Details on background: cut stability



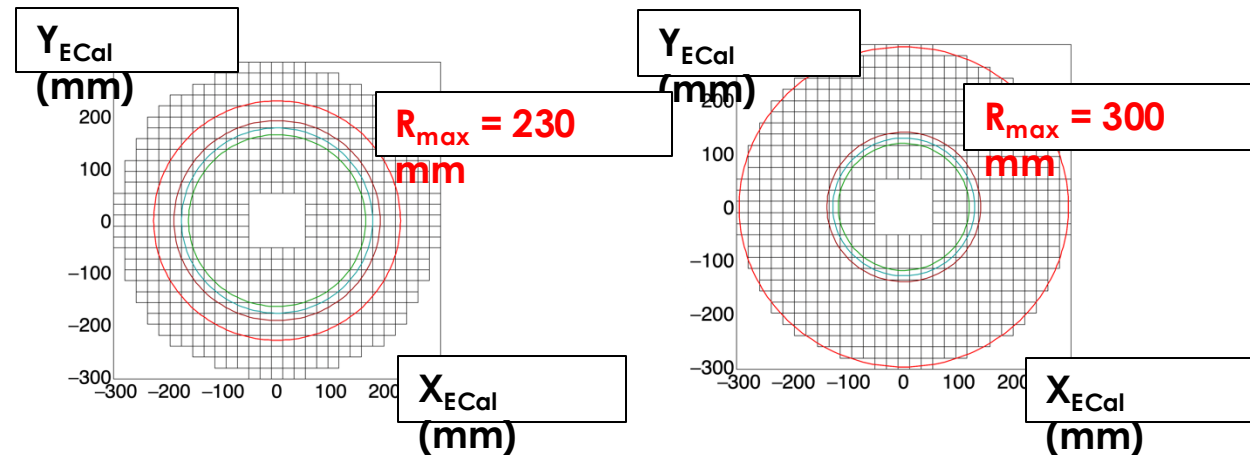
Check if MC and data yields stable vs  $R_{\min}$ ,  $R_{\max}$  (edge effects, leakage)

Vary  $R_{\max}$  by  $\pm 2 E_{\text{Cal}}$  cells around nominal cut of 270 mm: 230 mm  $\rightarrow$  300 mm

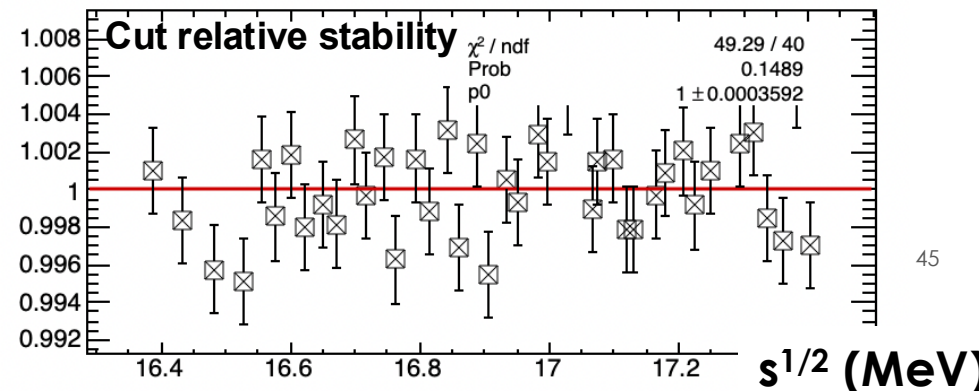
Yield variation: -5%, +3%

Uncorrelated error 0.3%

$R_{\min} -1.5 D$  ( $s^{1/2} = 16.4$  MeV)  
 $R_{\min} -1.5 D$  ( $s^{1/2} = 16.9$  MeV)  
 $R_{\min} -1.5 D$  ( $s^{1/2} = 17.5$  MeV)



Stability is observed within a coverage band of  $\pm 0.2\%$ , used as additional uncorrelated systematic error on B





# Details on BG: acceptance variations



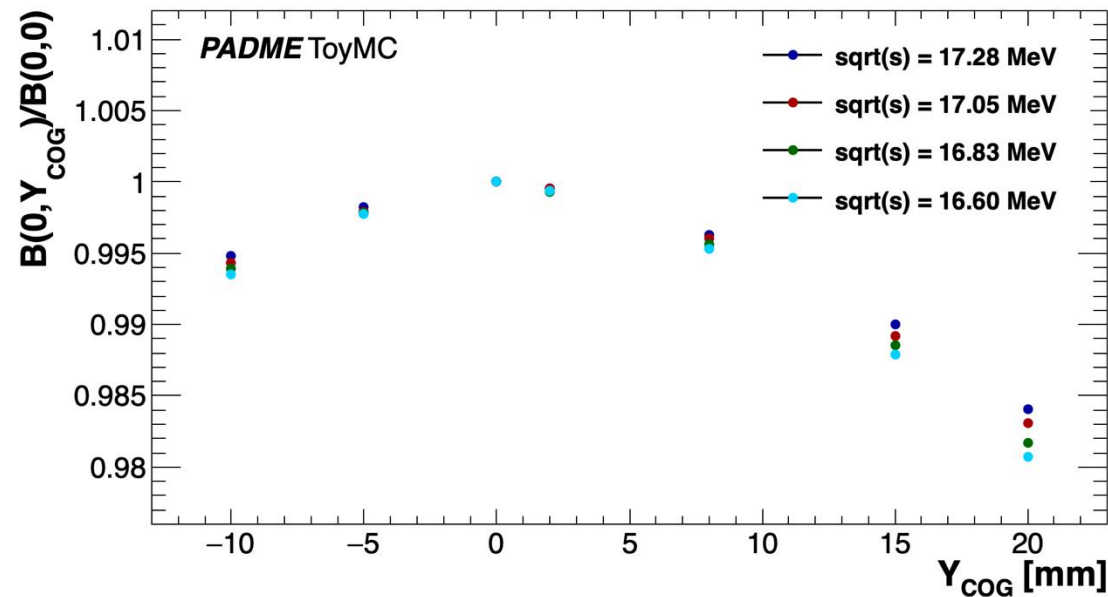
The selection makes use of the expected beam direction, from the spot measured at the diamond target and the center of gravity (COG) of 2 body final states at ECal

Systematic shifts in the COG position translate into acceptance systematic errors

Largest effect in  $y$  due to acceptance limitations (rectangular magnet bore)

Fractional variations range from 0.08% to **0.1% mm<sup>-1</sup>** for  $s^{1/2}$  from 16.6 to 17.3 MeV

An error of 1 mm in the COG  
is a conservative estimate →  
systematic error < 0.1%



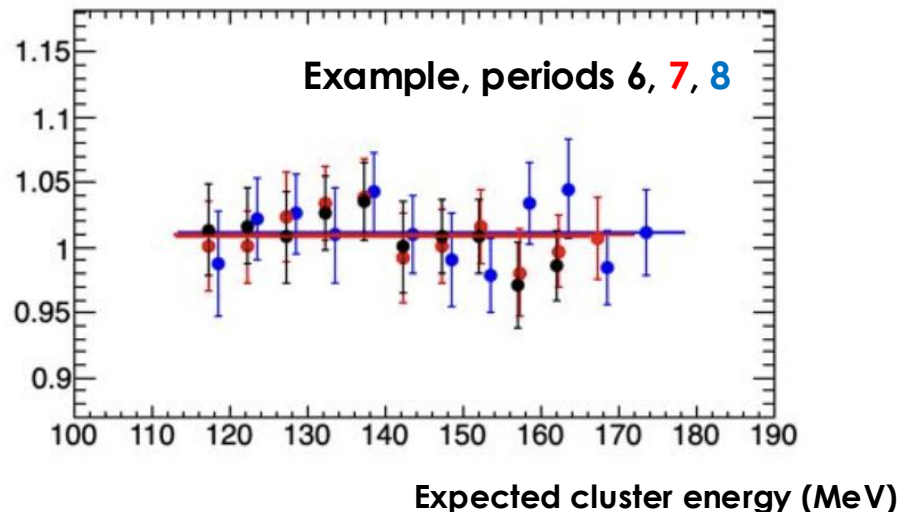
# Details on BG: cluster reconstruction



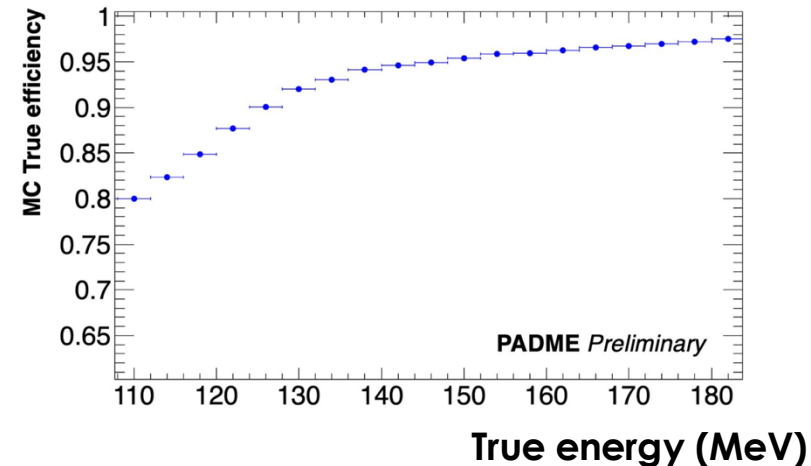
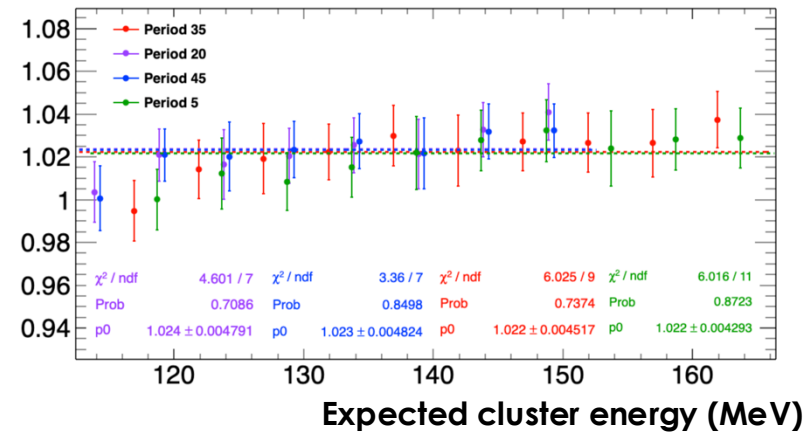
**Tag and probe** technique, the method-induced bias is 2.3(2)% and stable along the data set

**Data/MC method efficiency stable along the data set and at the few per mil**

**Efficiency Data/MC**



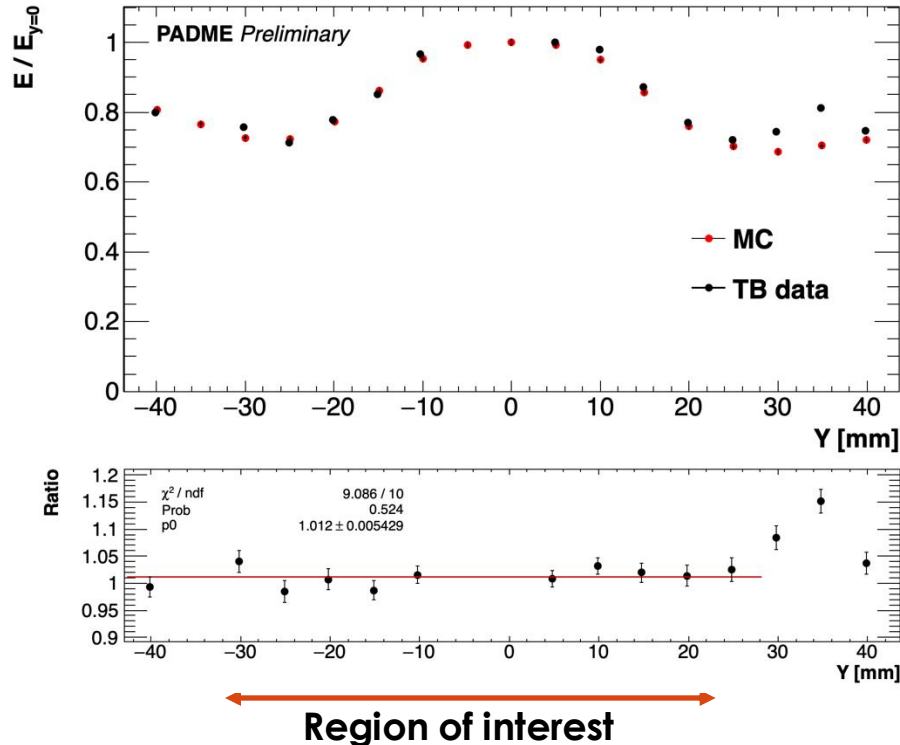
**Efficiency <Method /MC true>**



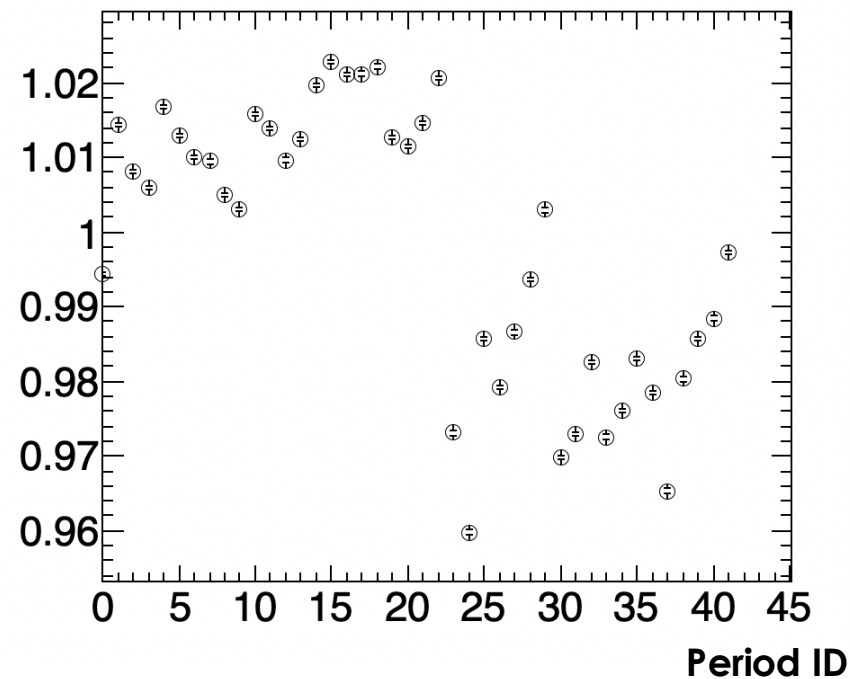
# LeadGlass $E_{\text{Lost}}$ correction



LG  $E_{\text{Lost}}$  from detailed MC vs vertical position checked against data in test beam  
Very good data-MC agreement, correction 1.2%, systematic error **0.5%**  
Significant period-by-period variation of the correction: -4% to +2%



Relative LG  $E_{\text{Miss}}$  correction

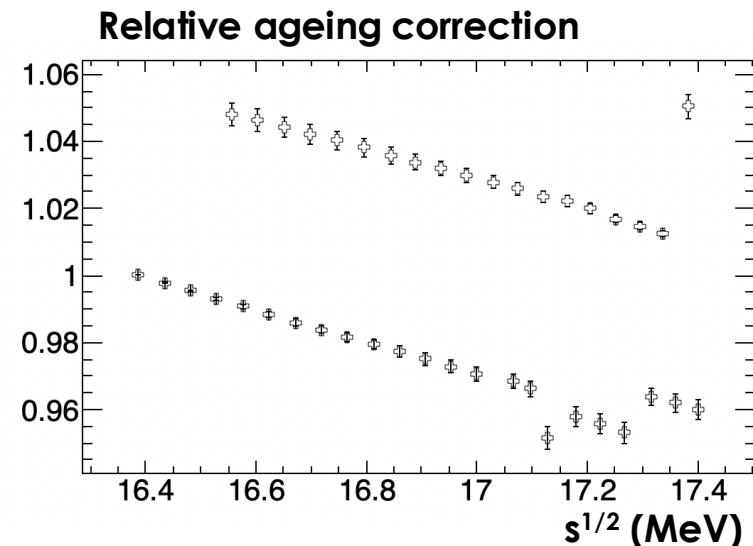
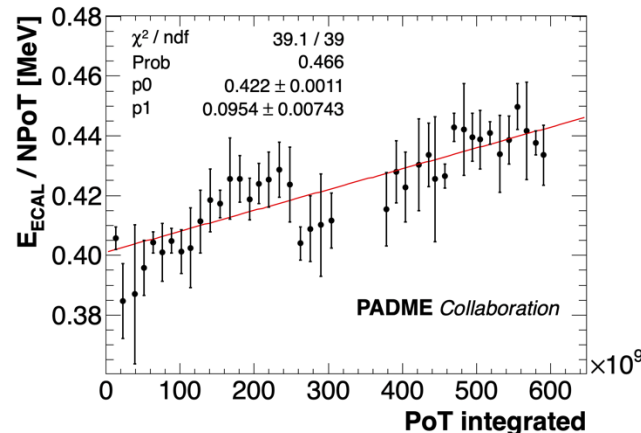
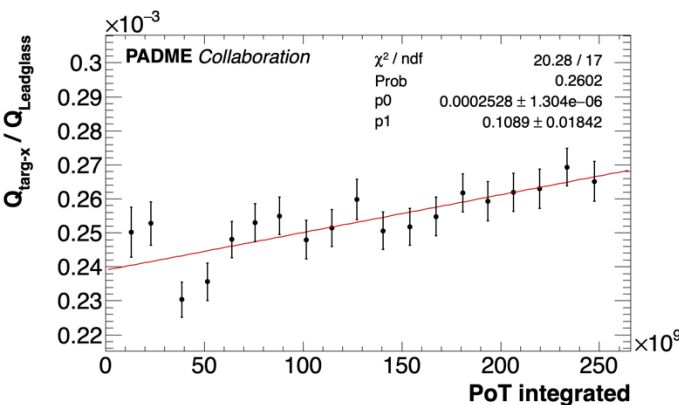


# LeadGlass: ageing correction

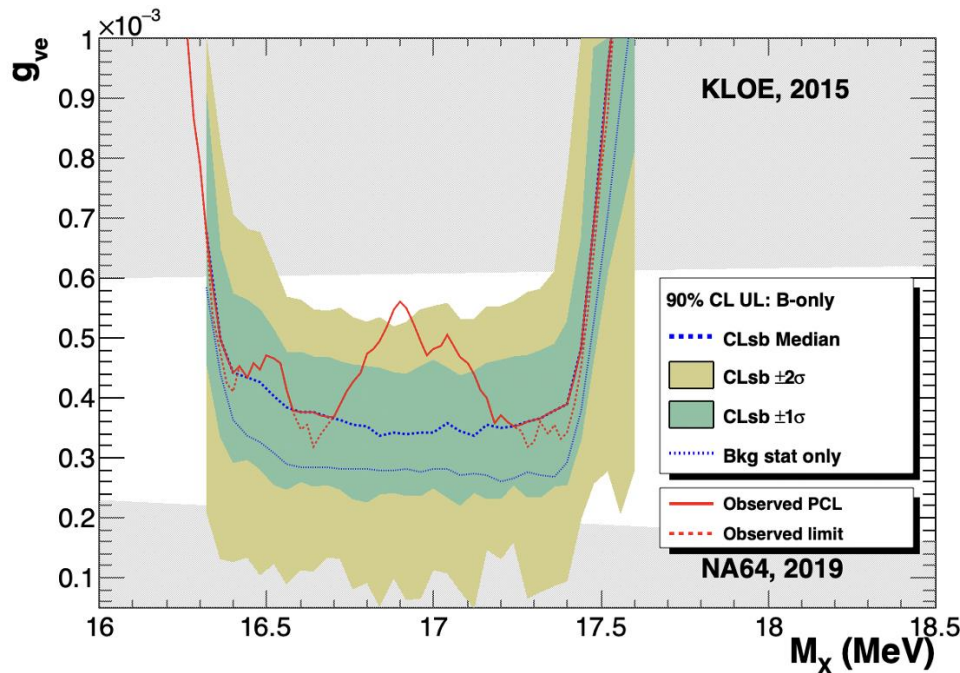


The literature indicates possible changes in SF57 transparency for O(krad)  
Estimate of Run-III dose: 2.5 krad

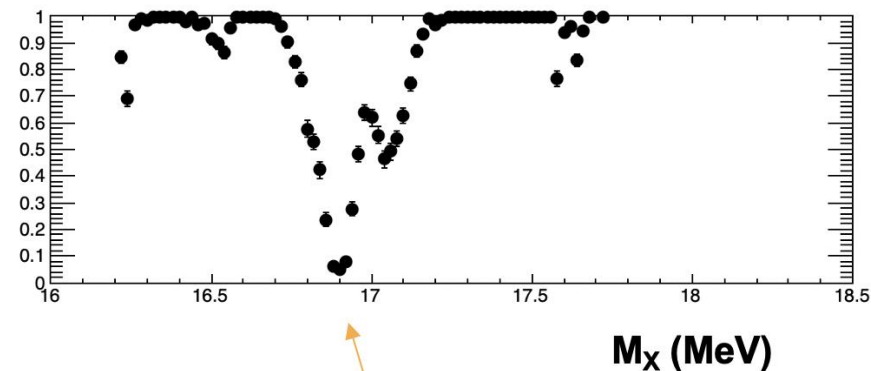
Estimated from 3 flux proxy observables:  $Q_{\text{targ-x}}/Q_{\text{LG}}$ ,  $\langle E_{\text{ECAL}} \rangle / N_{\text{PoT}}$   
Leadglass yield decreases with relative  $N_{\text{PoT}}$  slope of 0.097(7)  
Constant term uncertainty of 0.3% added as scale error  
Slope error included in  $N_{\text{PoT}}$  uncertainty



Using CLsb but clipping to the median every downward fluctuation of the limit



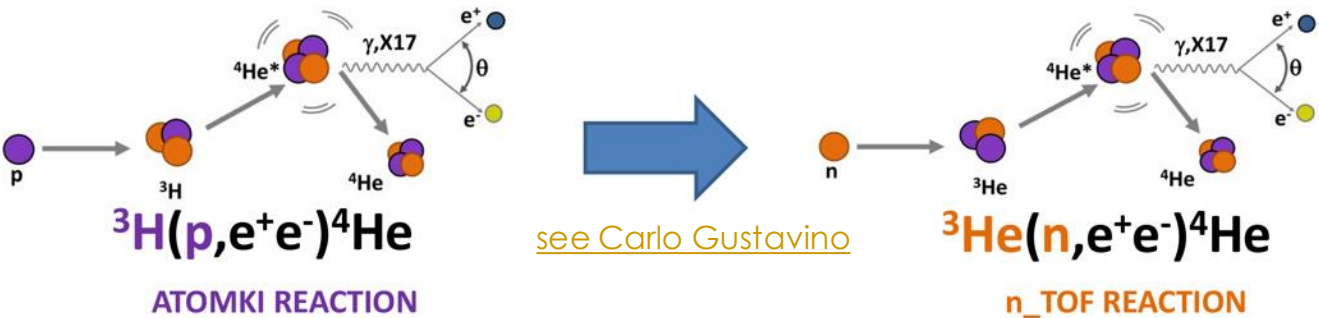
p-value



equivalent to  $(1.63 \pm 0.13) \sigma$

The p-value is only slightly affected, consistent with the coverage modifications of this method  
Only P(signal)

# NToF: new approach to $^4\text{He}$



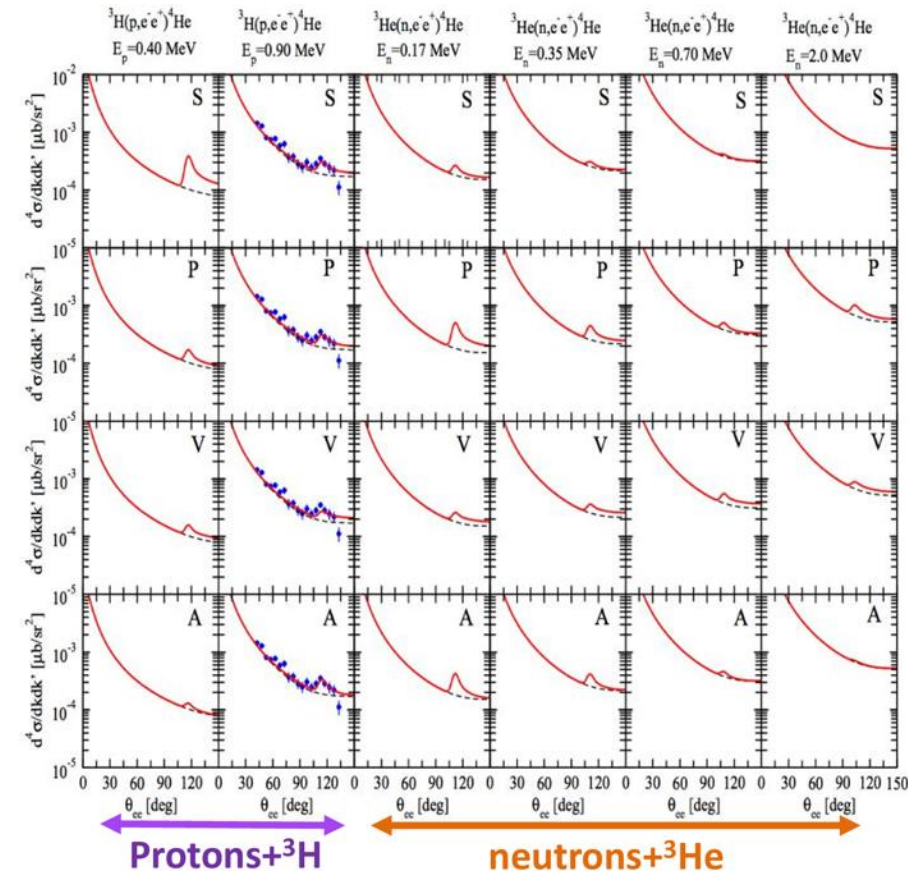
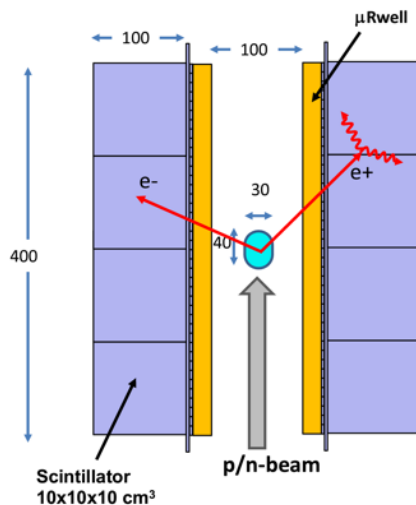
Innovative neutron beam based excitation mechanism

[see Carlo Gustavino](#)

The only experiment proposed so far for to replicate  $^4\text{He}$  anomaly

Thorough theoretical discussion to be found:  
[Phys. Rev. C 105, 014001](#)

Chance to have data in late 2024 early 2025



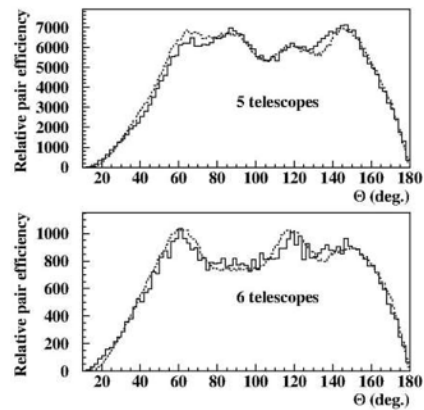


# IPC experimental setup at Atomki

2 different setup used by Atomki for IPC measurements:

- 5 arms spectrometer (MWPC and 5 DE/E)
- 6 arms spectrometer (Si strip and 6 DE/E)

Different acceptance and detector types in  $^8\text{Be}$  and  $^4\text{He}$




## Tandatron Accelerator


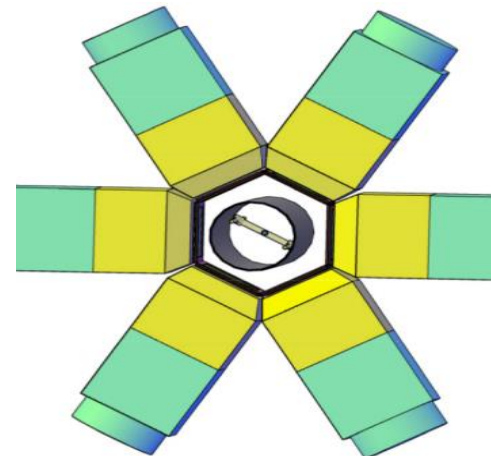


Beam current capability  
at 2 MV: 200  $\mu\text{A}$  protons

## 5 arm spectrometer $^8\text{Be}$ 2016

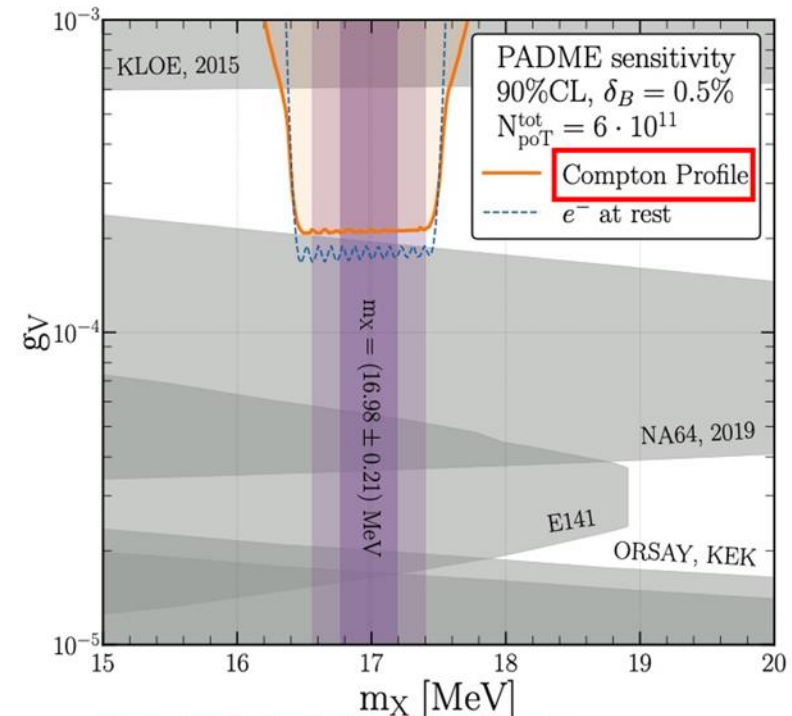
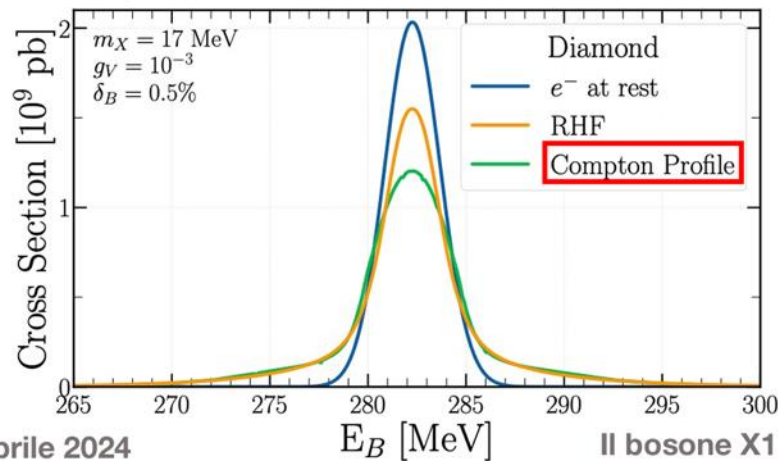


## 6 arm spectrometer $^4\text{He}$ 2020



# Electron motion effect in diamond

- Il moto degli elettroni all'interno del bersaglio di diamante provoca un allargamento dell'energia nel centro di massa.
- Questo ha diversi effetti sulla presa dati già conclusa:
  - Abbassamento del picco di un fattore 3 e del S/B di 2
  - La disponibilità di dati nelle bande laterali da usare per valutare il fondo si riduce di un fattore 4
  - La sensitività dipende strettamente dall'**errore sistematico**, quest'ultimo deve essere **dell'ordine del 0.3%** per chiudere la zona dei parametri disponibile



<https://arxiv.org/pdf/2403.15387.pdf>

5 Aprile 2024

Il bosone X17 a PADME - E. Di Meco

7/13

# $^8\text{Be}$ and $^4\text{He}$ consistency and $^{12}\text{C}$

PHYSICAL REVIEW D **102**, 036016 (2020)

**Dynamical evidence for a fifth force explanation  
of the ATOMKI nuclear anomalies**

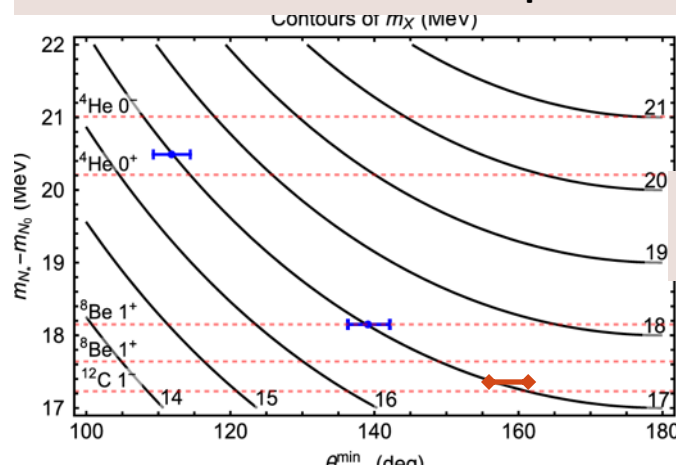
[Feng et., Phys. Rev. D 102, 036016](#)

Jonathan L. Feng<sup>✉,\*</sup>, Tim M. P. Tait<sup>✉,†</sup> and Christopher B. Verhaaren<sup>✉,‡</sup>

*Department of Physics and Astronomy, University of California, Irvine, California 92697-4575, USA*

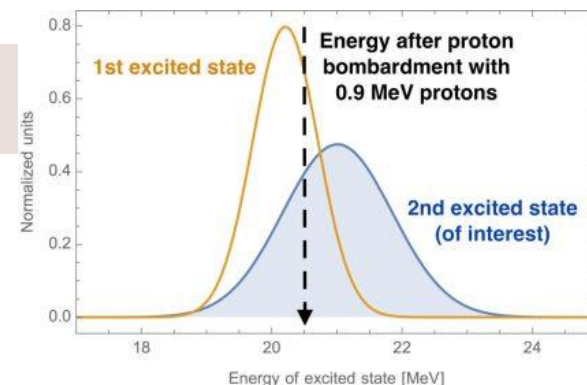
$N_*$	$J_*^{P_*}$	Scalar X	Pseudoscalar X	Vector X	Axial Vector X
$^8\text{Be}(18.15)$	$1^+$	✗	✓	✓	✓
$^{12}\text{C}(17.23)$	$1^-$	✓	✗	✓	✓
$^4\text{He}(21.01)$	$0^-$	✗	✓	✗	✓
$^4\text{He}(20.21)$	$0^+$	✓	✗	✓	✗

**Feng et al., suggested that the X17 should be observed in  $^{12}\text{C}$  transitions  
X17 observations in  $^{12}\text{C}$  will point to a vector or axial vector nature for X17**



$$\theta_{ee}^{\min} \approx 2\arcsin\left(\frac{m_{X17}}{m_{N_*} - m_N}\right)$$

**$^{12}\text{C}$  angle expected to be  
at  $\sim 160^\circ$**



# Can we trust the Atomki anomaly?

## Evidence in favor:

- ✓ All the three **anomalies**  $\gtrsim 6\sigma$ , not a statistical fluctuation
- ✓ Bumps, not general excesses. Not a single bin or a last bin effect
  - ✓ Bumps disappear  $\Delta E < 17\text{MeV}$  and for asymmetric tracks
  - ✓ Bumps are produced by different detector configurations (2-5-6 arms)
- ✓ By introducing a **single new particle**, remarkable improvement of all the fits
- ✓ **SM** explanation theoretically strongly disfavored:
  - ✓  $8\text{Be}$  [Zhang+, (2017), Gysbers+, (2023)];  $4\text{He}$  [Viviani+, (2021)]
  - ✓ No explanation so far including all three anomalies at the same time
- ✓  $8\text{Be}$ - $4\text{He}$ - $^{12}\text{C}$  anomalies kinematically & dynamically consistent for V (and A):  
Barducci & Toni, Eur.Phys.J.C 83 (2023) 3, 230 [arXiv:2212.06453]
- ✓ For  $^{12}\text{C}$  the effect was predicted, and confirmed by experimental data
- ✓ Additional recent evidence in GDR experiment
- ✓ Partially independent confirmation from Hanoi University

## Odds against:

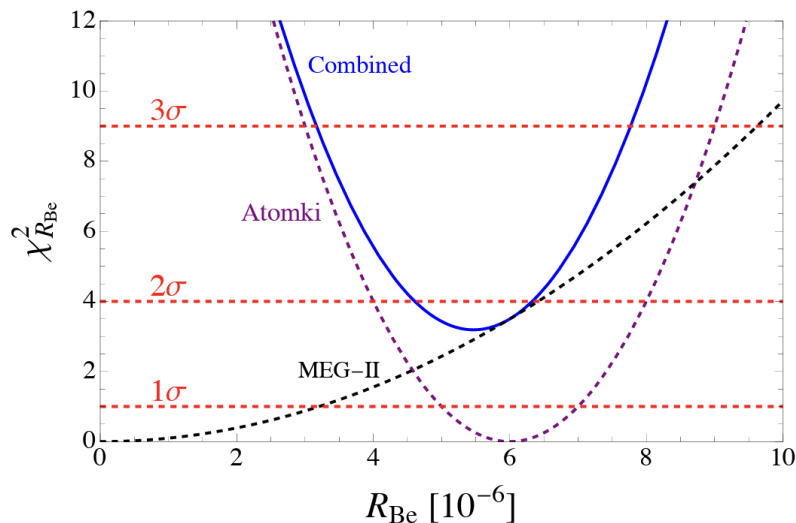
- ✓ No independent confirmation so far
- ✓ Strong constraints on the parameter space from particle physics experiments



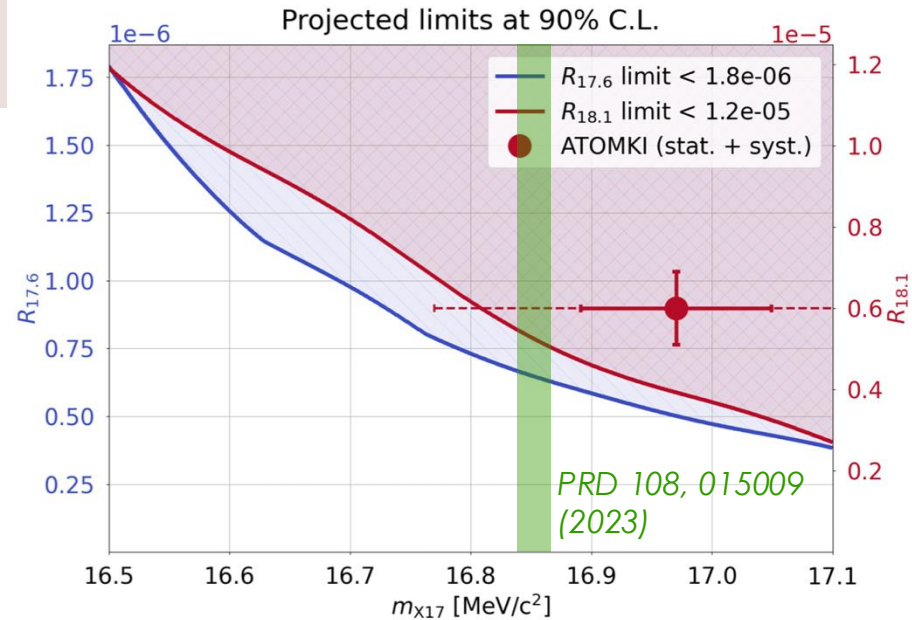
# MEG recent results

Measurement on 7Li target to reproduce 8Be ATOMKI result, no signal found

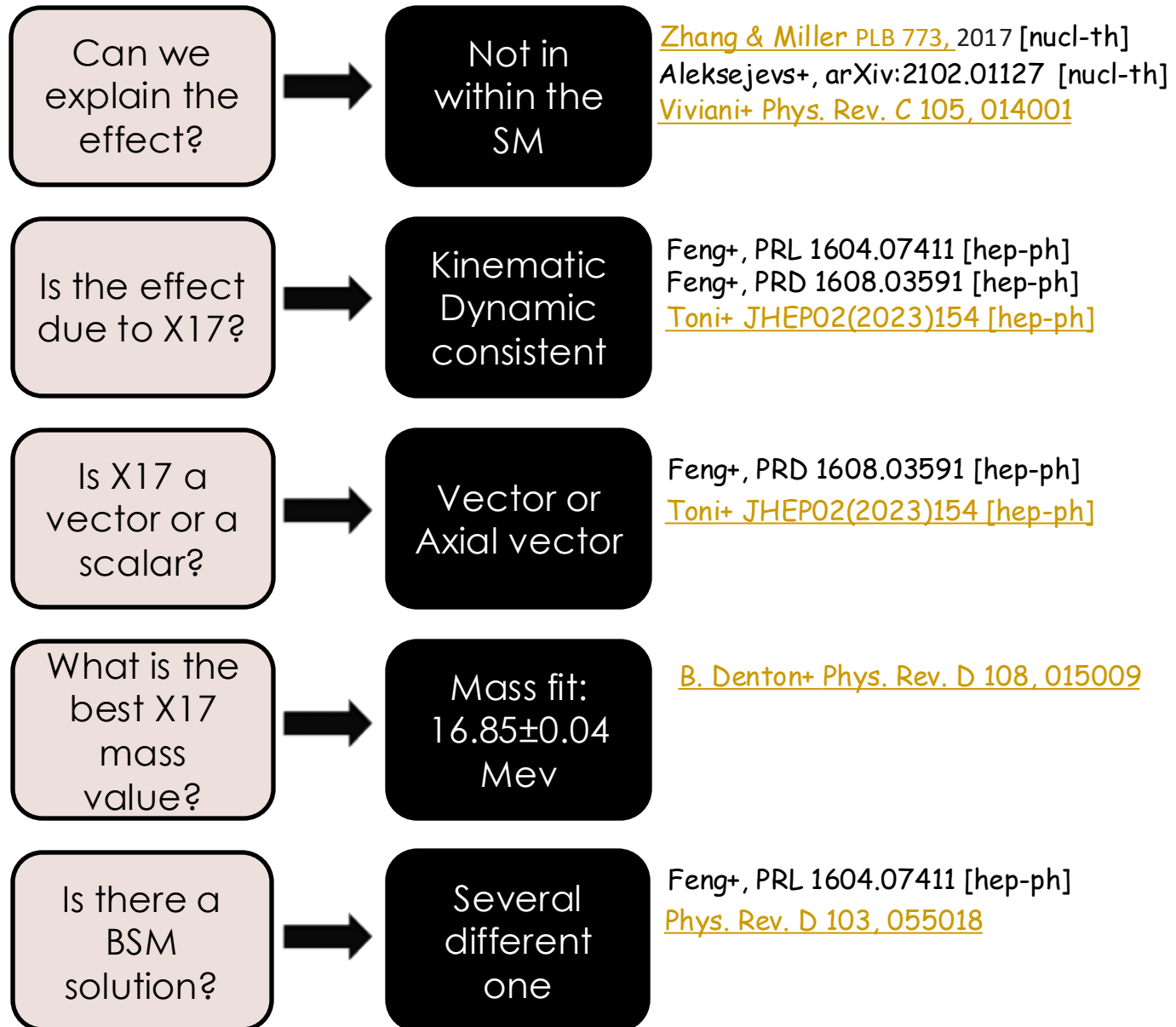
D. Barducci et al.



<https://arxiv.org/pdf/2501.05507>



# Status of theoretical understanding





# Pure dark photon: excluded NA48/2

For genuine  $A'$   $\varepsilon_f = \varepsilon_q$  Feng et. al from the X17 rate:

$$\frac{B(^8\text{Be}^* \rightarrow ^8\text{Be} X)}{B(^8\text{Be}^* \rightarrow ^8\text{Be} \gamma)} = (\varepsilon_p + \varepsilon_n)^2 \frac{|\vec{p}_X|^3}{|\vec{p}_\gamma|^3} \approx 5.8 \times 10^{-6} \quad [\text{PRL } 117, 071803 (2016)]$$

$$|\varepsilon_p + \varepsilon_n| \approx 0.011,$$

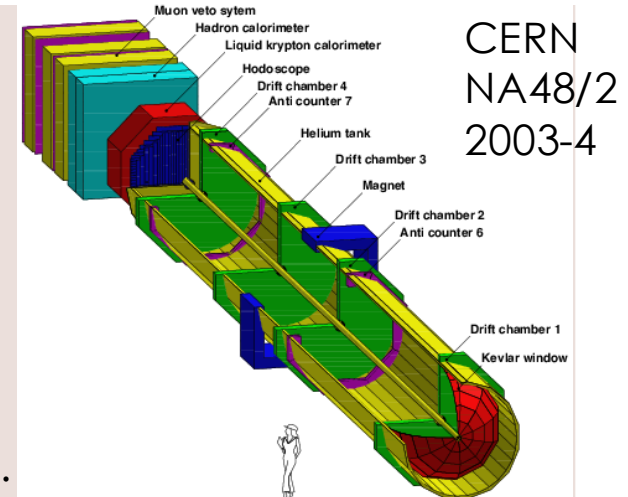
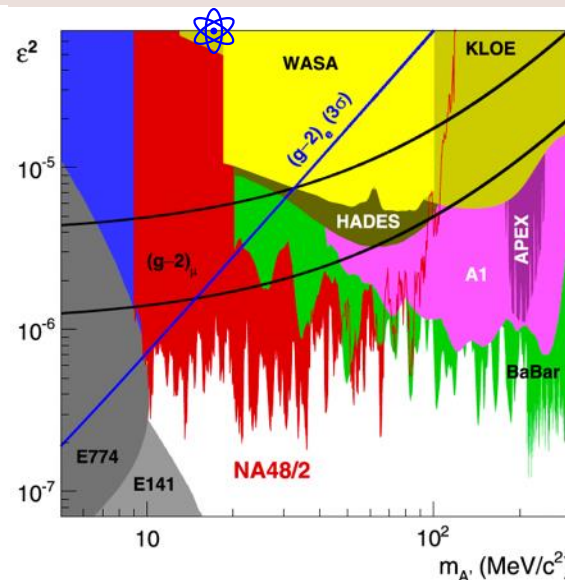
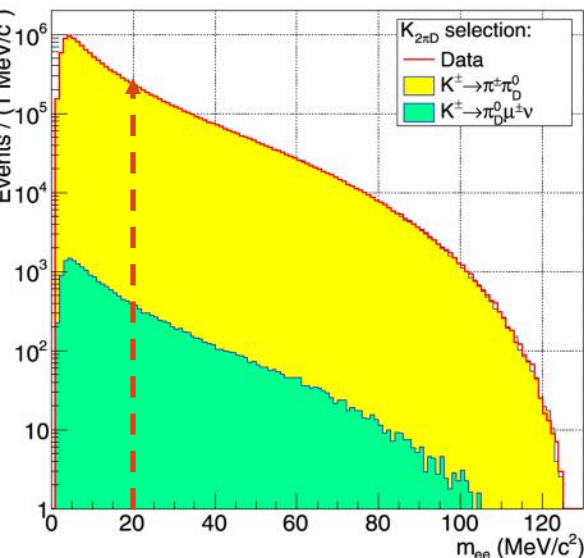
**NA48/2** experiment limits for  **$A'$**  in  $K^\pm_{2\pi D}$ :

$K^\pm \rightarrow \pi^\pm \pi^0_D$  with  $\pi^0_D = \gamma e^+ e^-$  [PLB 746 (2015) 178-185]

In case X17 is a dark photon we should have in addition:

$$\pi^0 \rightarrow \gamma X17 \rightarrow \gamma e^+ e^-$$

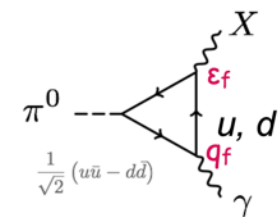
X17 should appear as a peak at 17 MeV in the  $m_{ee}$  spectrum.



CERN  
NA48/2  
2003-4

**$\pi$ -phobic/P-phobic vector particle:**

[PRL 117, 071803 (2016)]



$$\pi^0 \rightarrow X \odot : |2\varepsilon_u + \varepsilon_d| < 8 \times 10^{-4} \quad (\text{NA48/2})$$

$$B_{X17}/B_{\odot} : |\varepsilon_u + \varepsilon_d| \approx 4 \times 10^{-3} \quad (\text{Atomki})$$

$$\varepsilon_d \approx -2 \varepsilon_u (\pm 10\%) \implies \varepsilon_p = 2\varepsilon_u + \varepsilon_d \approx 0;$$

$$2\varepsilon_u + \varepsilon_d \approx 0 \implies \pi^0 \rightarrow X \odot = 0$$

Excluded case

**$\pi$ -phobic vector still alive!**

**Universal coupled vector hypothesis  $A'$  firmly excluded**



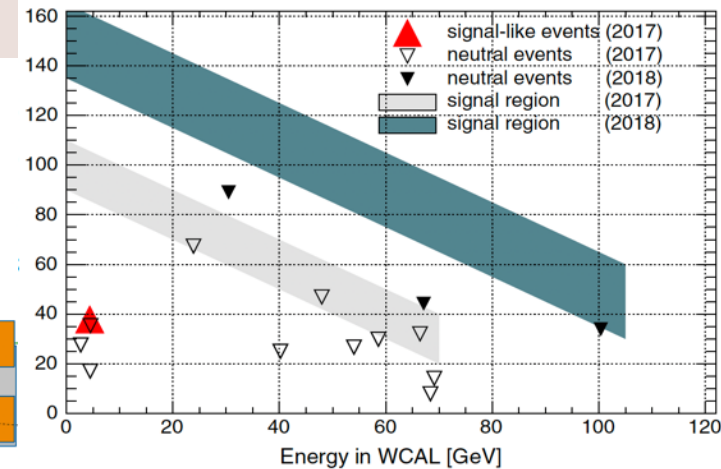
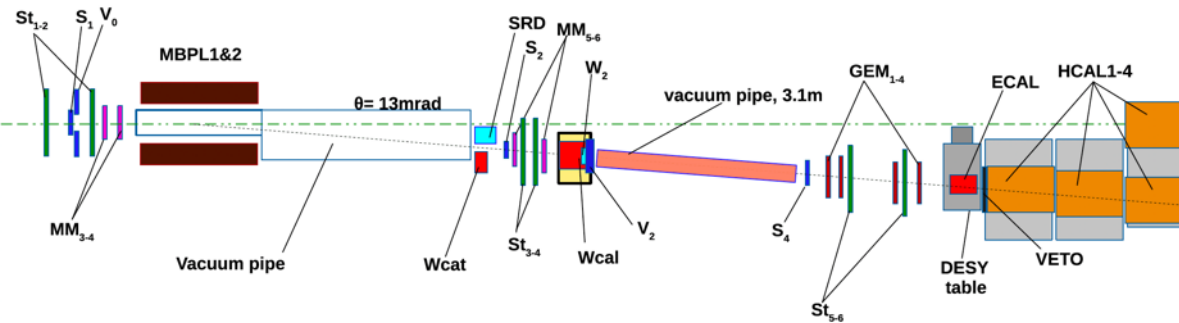
SAPIENZA  
UNIVERSITÀ DI ROMA

# Generical vector constraints NA64

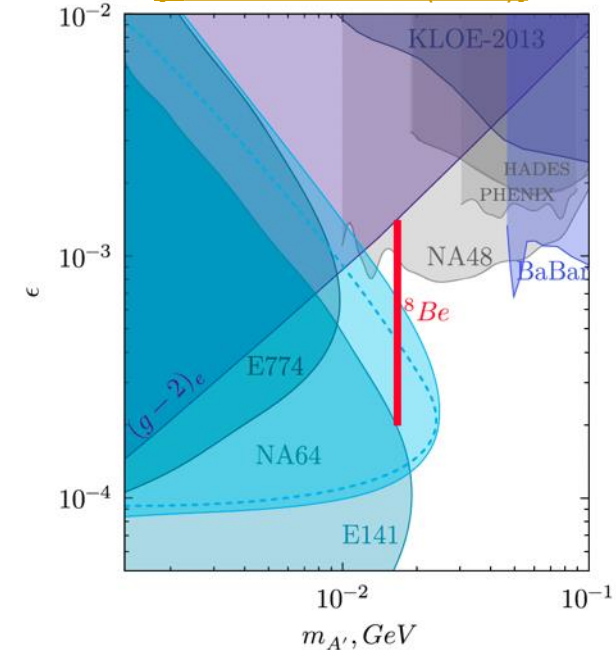
**NA64 CERN NA**, uses 150 GeV  $e^-$  beam on thick target.

$$e^- + Z \rightarrow e^- + Z + A'(X), \quad A'(X) \rightarrow e^+ e^-$$

**only  $e^- \rightarrow$  no problem with extra couplings!**



[PRD 101, 071101 (2020)]



## How it works:

- 1) Beam  $e^-$  losses part of its energy in  $W_{cal}$  before radiating.
- 2) After radiating  $A'$  is absorbed by  $W_{cal}$  depositing all of its energy.
- 3)  $A'$  is radiated and decays after the  $W_{cal}$
- 4) Energy of the  $ee$  pair from the  $A'$  decay is measured by ECAL

## Dump experiment:

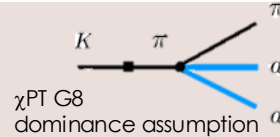
- limited in the high  $\epsilon$  values by X17 lifetime
- No possibility to measure mass of eventually observed events
- just counts general event excess

# Axion like X17: excluded by NA62

**M. Pospelov** noted: [\[PRD 105, 015017 \(2022\)\]](#)

$$BR(K^+ \rightarrow \pi^+ aa) \simeq 1.7 \times 10^{-5}$$

If  $a=X17$   $X17 \rightarrow e^+e^-$  and we have  $\pi^+4e$  final state  
a) main SM background  $K^+ \rightarrow \pi^+ \pi_{DD}^0$  has lower rate  
b)  $m_{ee} = m_a$  is a strong kinematical constraint

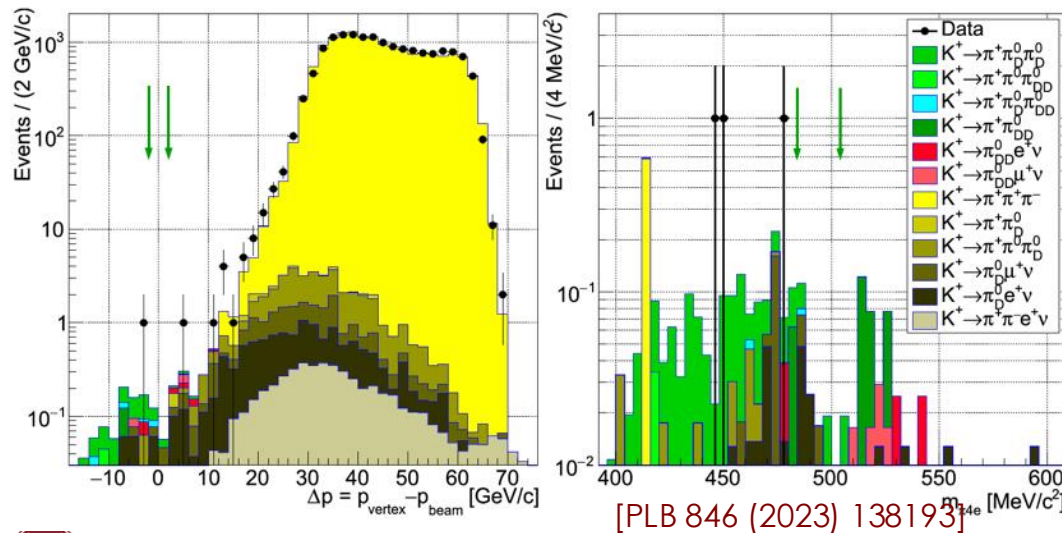
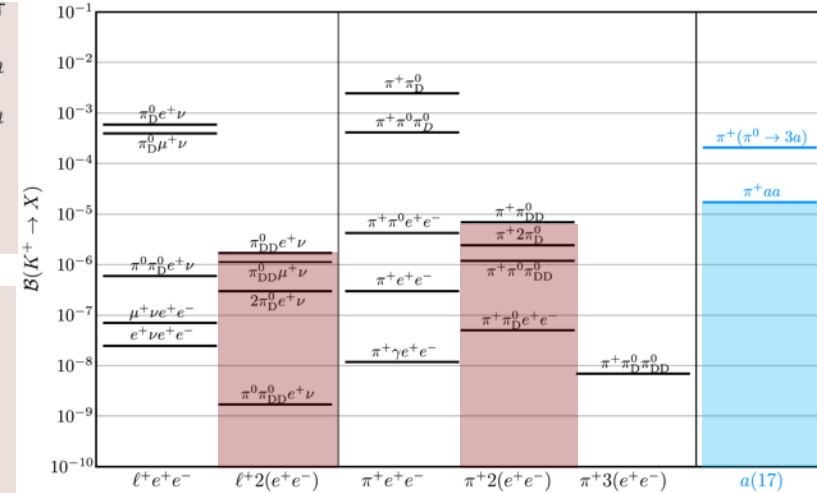


**NA62 Search for  $K^+ \rightarrow \pi^+ aa \rightarrow \pi^+ e^+ e^- e^+ e^-$**  [PLB 846 (2023) 138193]

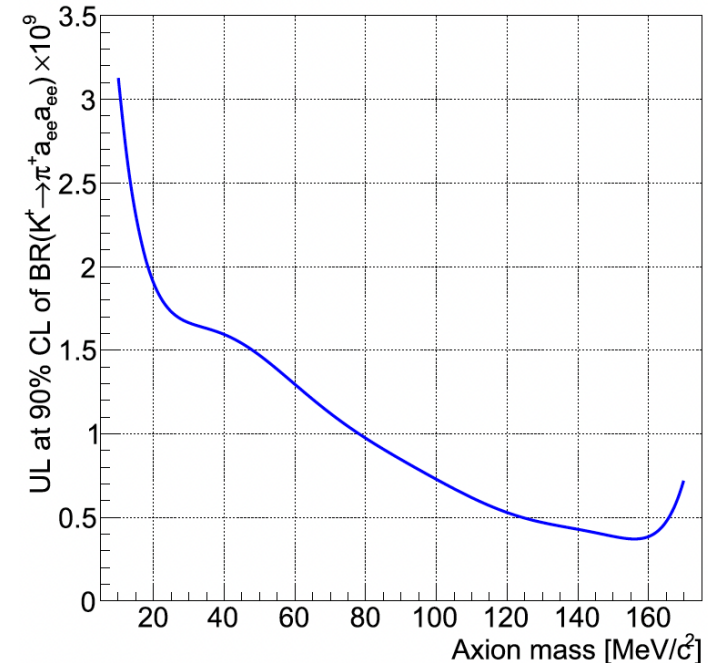
- Full NA62 data set collected in 2017–2018
- Expected BG =  $0.18 \pm 0.14$  events
- No events are observed in the signal region  $m_{\pi 4e} \sim m_{K^+}$
- NA62 obtained:

$$BR(K^+ \rightarrow \pi^+ aa) \leq 2.1 \times 10^{-9} \text{ at } 90\% \text{ CL}$$

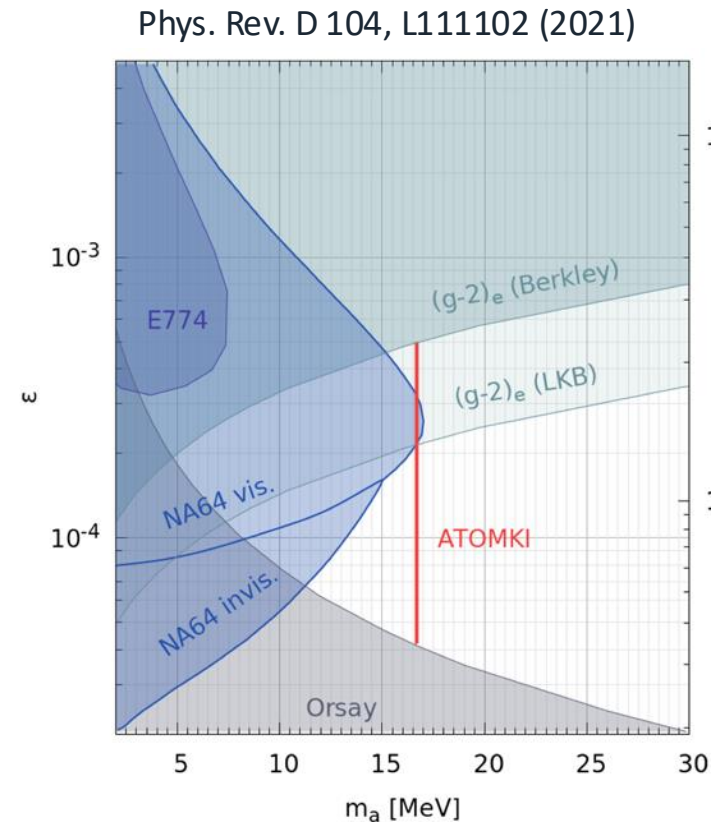
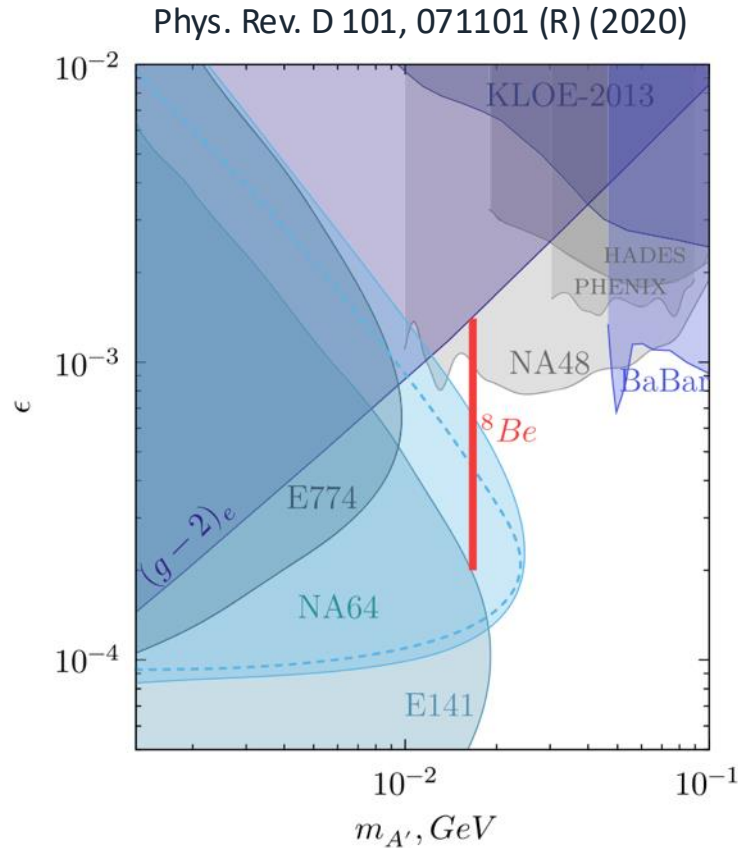
which rules out the QCD axion hypothesis for the X17.



[PLB 846 (2023) 138193]



# Constraints on X17: pure lepton



## X17 as a vector (V) or axial vector (A) particle:

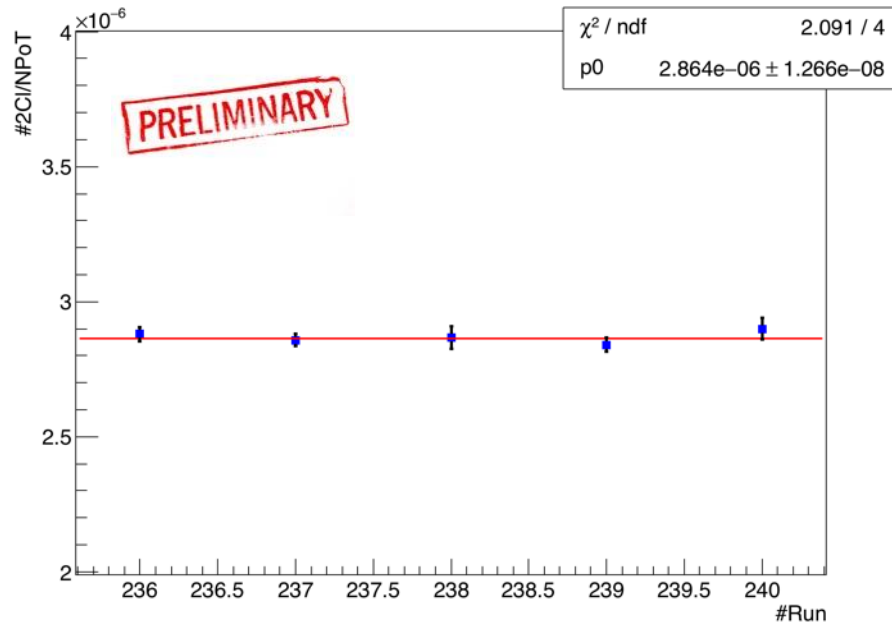
- Theoretically favoured by ATOMKI observations.
- NA48/2 bound not valid for “protophobic” V and A
- $(g-2)_e$  bound weaker for vectors
- Still a lot of free parameter space for vector X17

## X17 as pseudo scalar particle:

- Theoretically disfavoured by  $^{12}\text{C}$
- $(g-2)_e$  bound stronger for pseudo scalars
- Ruled out in pion decays ( $\pi^0 \rightarrow a\alpha$ )
- Weak constraints in pure lepton-phillic models

# PADME out of resonance data sets

## Over resonance 402 MeV

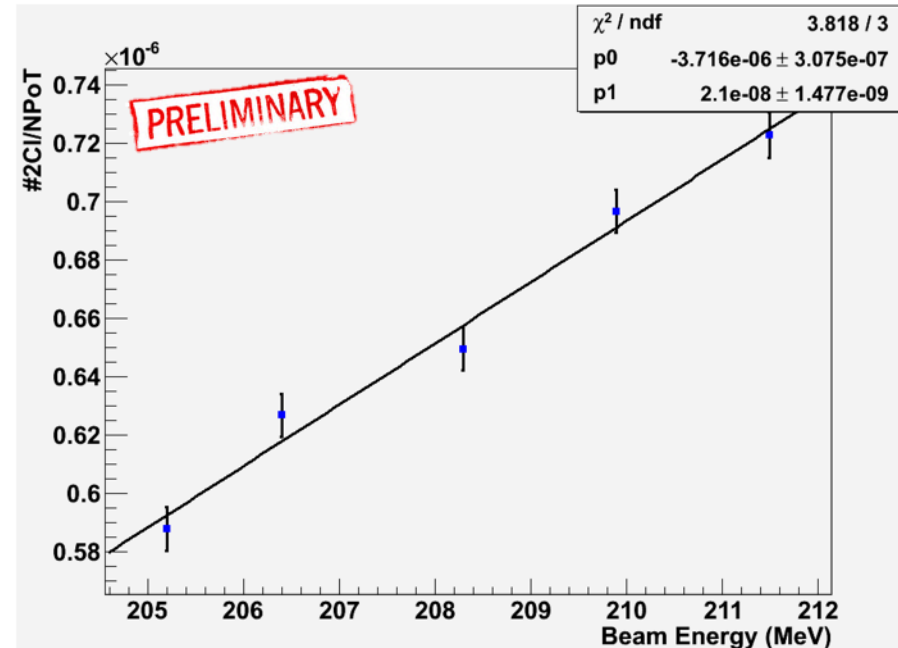


**RMS ~0.7%** over the 5 runs  
Constant fit has a good  $\chi^2$

- No significant systematic errors

Vertical scale arbitrary

## Below resonance 205-212



**RMS <1%** over the 5 energies

Good  $\chi^2$  of the linear fit

- Trend due to acceptance
- Vertical scale arbitrary:



# Conclusions

**$^8\text{Be}$ ,  $^4\text{He}$ ,  $^{12}\text{C}$  GDR anomalies** observed IPC at Atomki appear to be consistent with a particle physics **interpretation (X17)**

- Statistical evidence is very strong ( $\sim 7\sigma$  for each nucleus)

**SM explanations** via higher order nuclear effects, interferences, higher multipoles contributions, are theoretically **(strongly) disfavoured...**

**Present data from a single experiment.**

- See, however, Hanoi experiment 22/08
- Additional independent validations are needed.

**Intense effort for new Nucl. Phys. experiments is ongoing.**

- First results expected not earlier than late 2024 early 2025.

Being based on resonant production, a particle physics experiment like **PADME will be decisive to validate/disprove the X17 hypothesis.**

# Is X17 a dark matter candidate?

## Is X17 is a good DM candidate? NO

- Violates the rule 1) "It should be stable" X17 decays to SM  $e^+e^-$  pairs.

## Is X17 is a good WIMP candidate? NO

- X17 mass is too low for a WIMP

## Is X17 a good Dark Sector candidate? maybe (too early)

- X17 mass is in the correct mass range (few MeV to  $< 1$  GeV)
- X17 is weakly coupled to SM fermions
- X17 is similar a light mediator particle for dark sectors

## Could X17 be related to the DM problem?

- If X17 is a vector particle could act as mediator for a new  $U(1)_D$  symmetry?
- In this case the DM fermions need to be at higher mass scales ( $M_\chi \gg 17\text{MeV}$ )

## Could X17 help with other anomalies?

- If X17 is a vector particle could help with  $(g-2)_e$  and  $(g-2)_\mu$  anomalies

# Judging the anomaly: nature reviews

**nature reviews** physics

## Anomalies in particle physics and their implications for physics beyond the standard model

<https://doi.org/10.1038/s42254-024-00703-6>

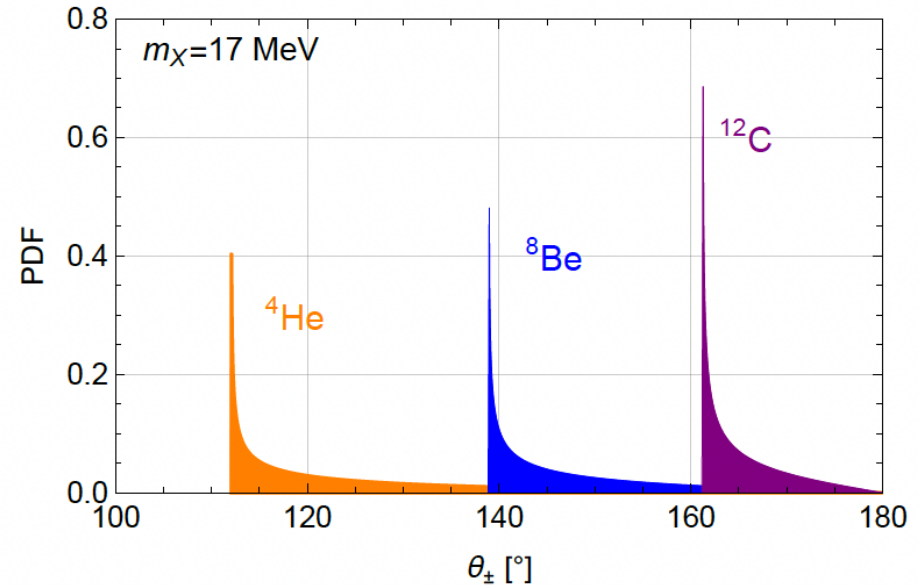
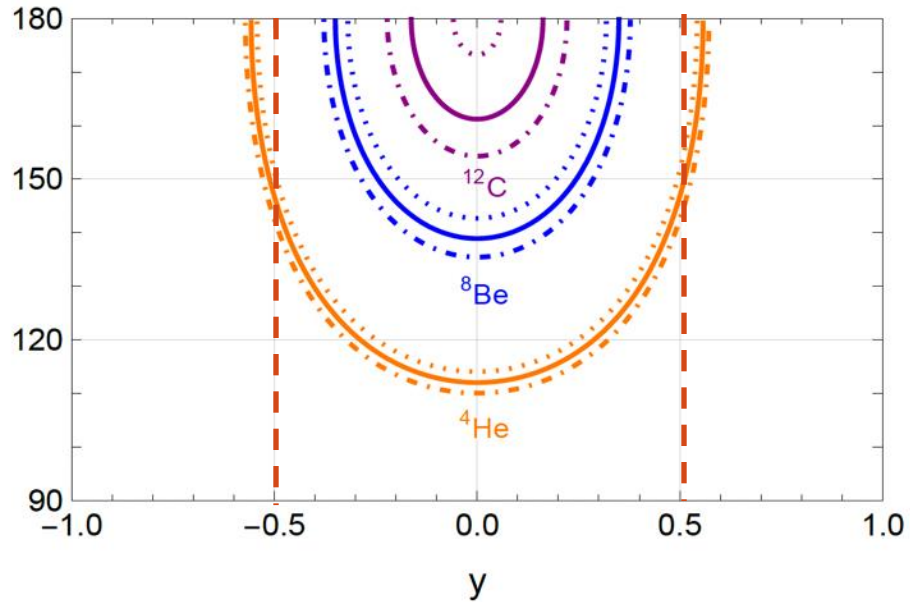
Andreas Crivellin<sup>1,2</sup> & Bruce Mellado<sup>3,4</sup>

**Table 3 | Anomalies assessed (positively, negatively or neutrally) against various criteria**

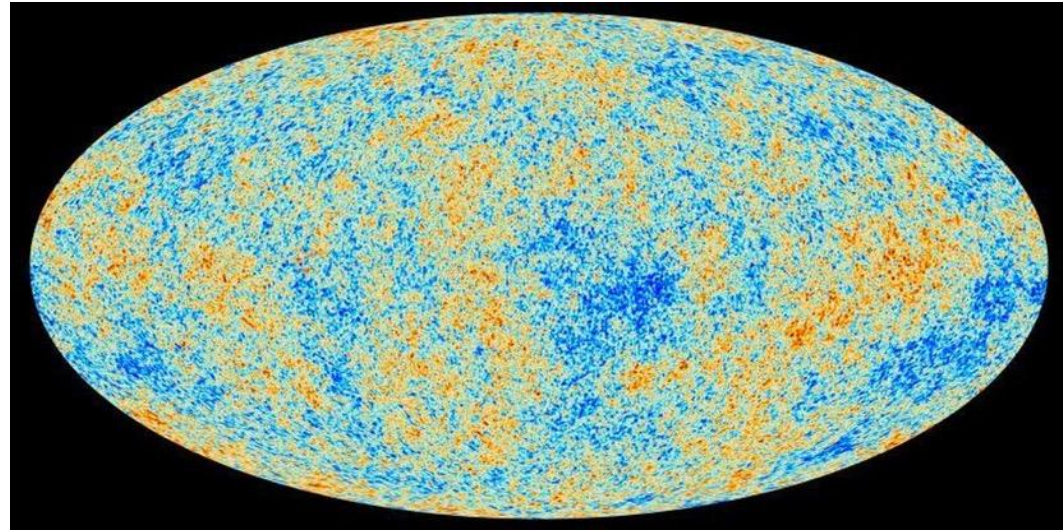
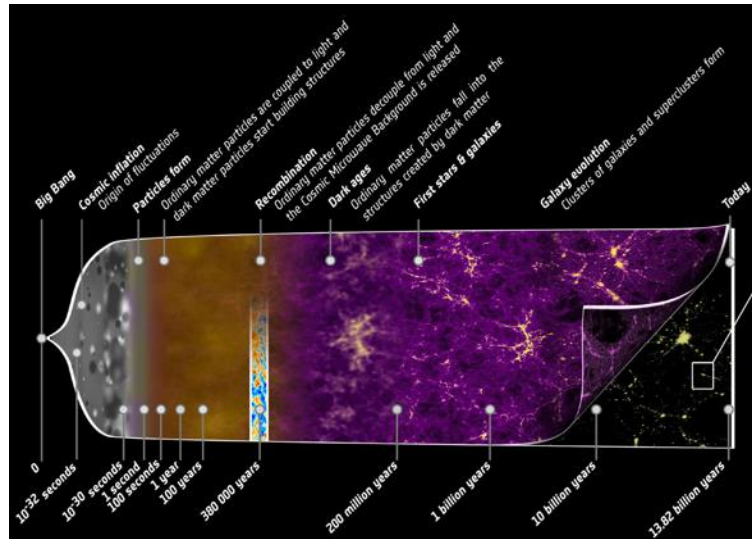
Anomaly	Experimental signature	Experimental consistency	SM prediction	Statistical significance	New-physics explanation	Consistent connection
$a_\mu$	+	0*	-	+	0	-
$X17$	+	0	-	+	0	0
$\nu_e$	-	0	-	+	-	-
$\beta$	+	0	0	-	+ (-)**	+
$M \rightarrow mm'$	0	+	-	0	-	0
$b \rightarrow s \ell^+ \ell^-$	+	+	0	+	0	+
$R(D^{(*)})$	-	+	+	-	-	+
$m_W$	0	-	+	+	+	+
$e\mu (+b)$	0	+	0	+	0	+
$YY$	+	+	+	0	+	+
$jj(jj)$	0	+	+	0	0	-
$pp \rightarrow e^+e^-$	0	+	+	-	0	-

- Experimental signature: is the experimental environment clean? Is the signal well separated from the background?
- Experimental consistency: do multiple independent measurements exist? Are they in agreement with each other?
- SM prediction: how accurate and reliable is the SM prediction? Are the results conflicting?
- Statistical significance: how sizable are the deviations from the SM predictions?
- New-physics explanation: are there models that can naturally account for the anomaly? Are they in conflict with other observables?
- Consistent connection: are there connections to other anomalies via the same new particle or model? How direct is this connection?

# Kinematics and the $y$ cut.



# 1. How Dark Matter was born

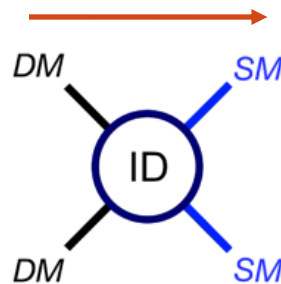
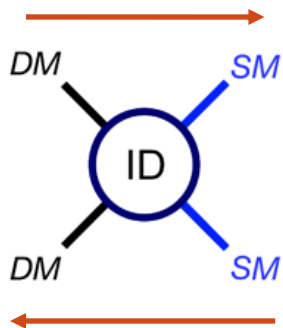


**Universo caldo**

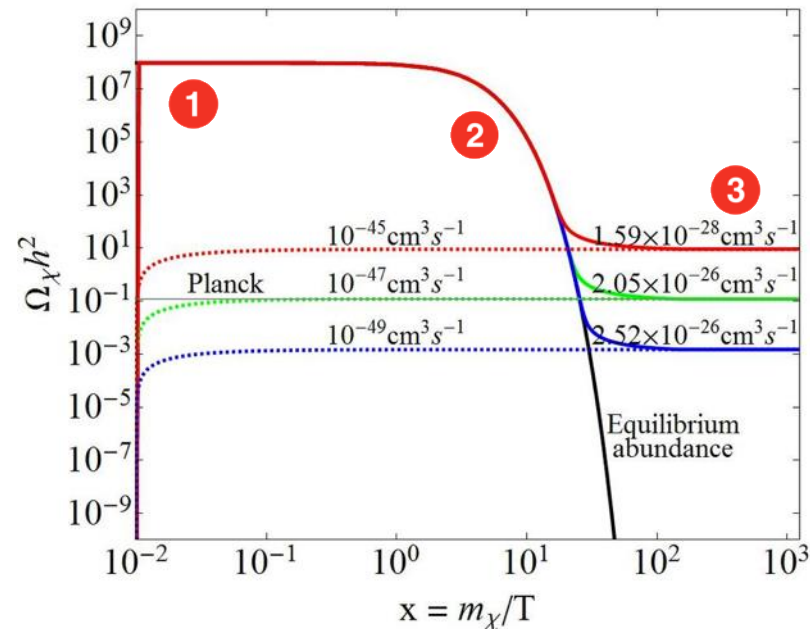
**Cooled Universe**

①  $T > M_{DM} \quad x < 1$

②  $T < M_{DM} \quad x > 1$

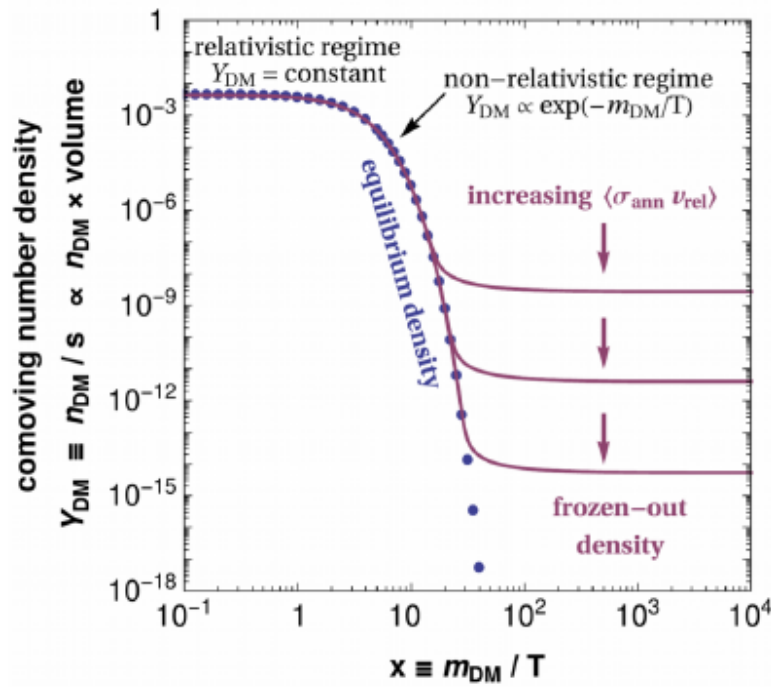


③ DM density too low, DM production stops  
Freeze out produced a relic DM density





## 2. Non vogliamo nuove forze!



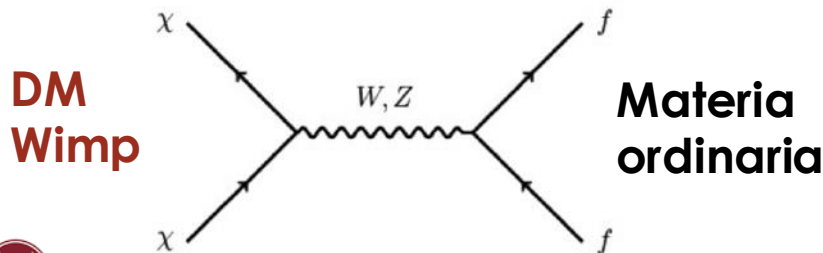
Dal freeze-out possiamo stabilire

$$\Omega_{DM} h^2 \sim \frac{3 \cdot 10^{-27} \text{ cm}^3 \text{ s}^{-1}}{\langle \sigma v \rangle}$$

Dalle misure di CMB sappiamo che:

$$\Omega_{DM} h^2 \simeq 0.1, \text{ hence:} \\ \langle \sigma v \rangle \simeq 3 \cdot 10^{-26} \text{ cm}^3 \text{ s}^{-1}$$

Senza introdurre una nuova forza ma utilizzando l'interazione debole che già abbiamo!

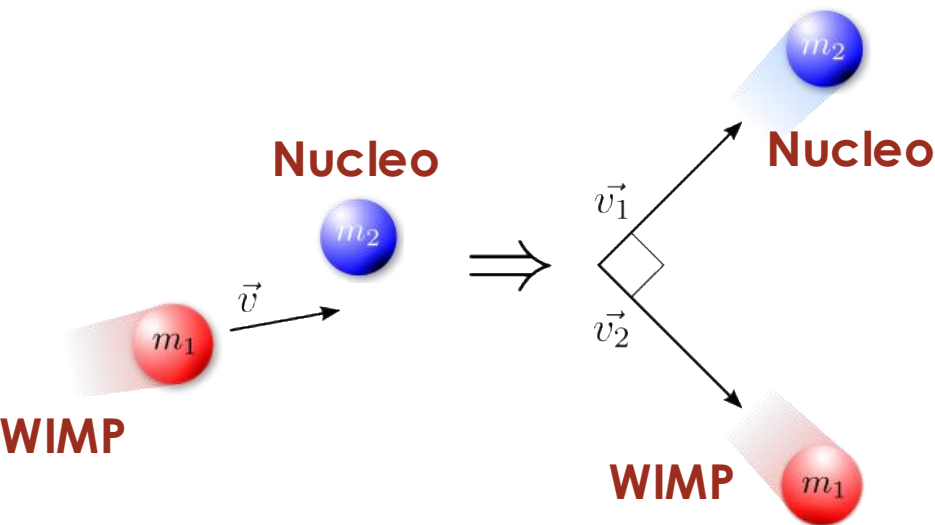


$$\langle \sigma v \rangle_{\text{WIMP}} \sim 3 \times 10^{-26} \text{ cm}^3 \text{ s}^{-1} \left( \frac{\text{TeV}}{m_\chi} \right)^2$$

Ci serve soltanto una **particella pesante** con interazione debole ma **non nuove forze!**

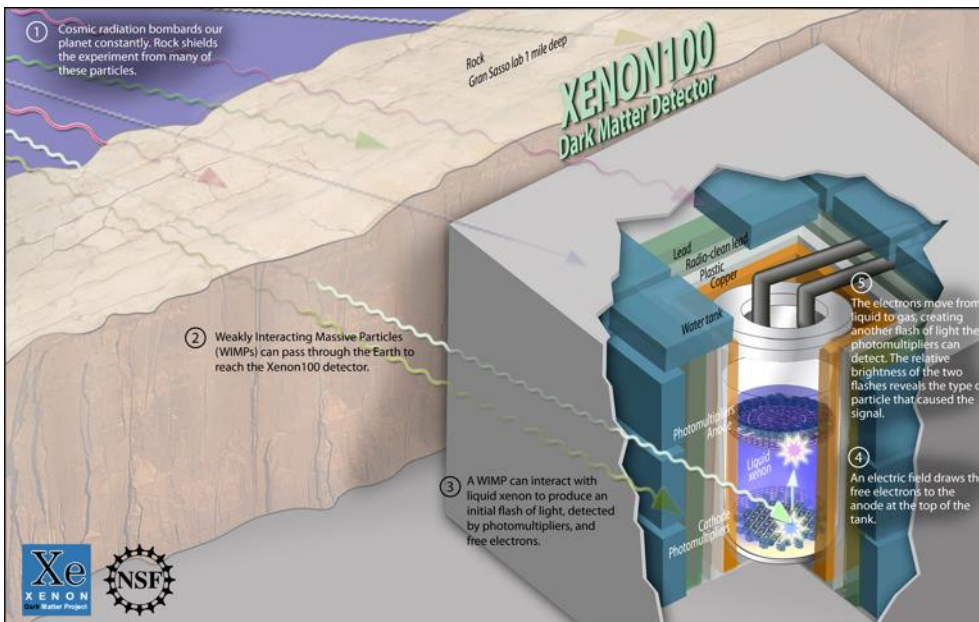
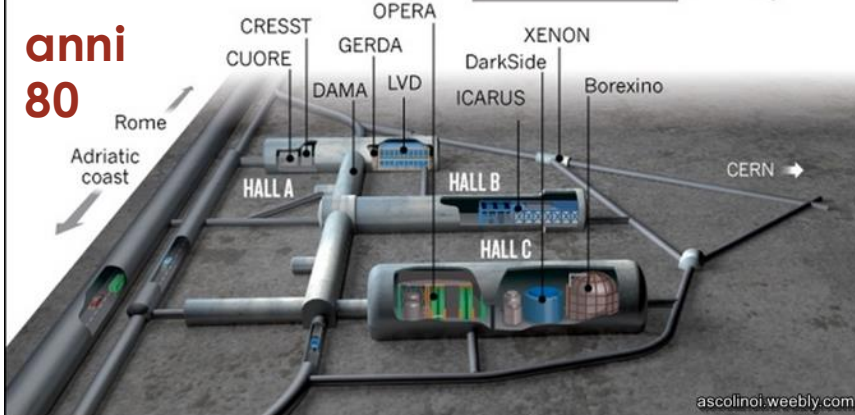
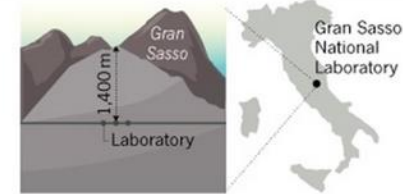
Chiameremo questa **particella WIMP**.

# Ricerca diretta di DM - Wimps



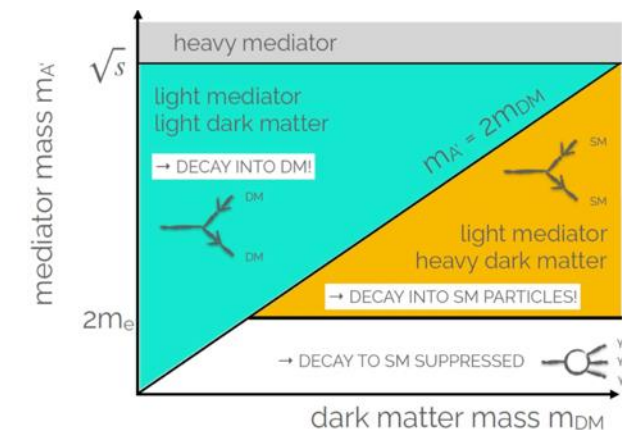
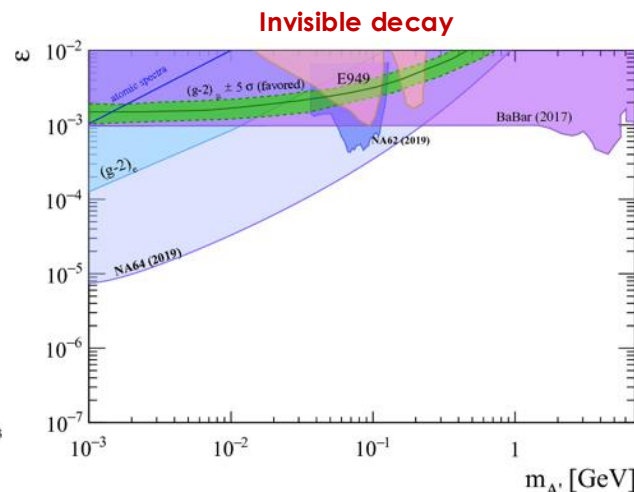
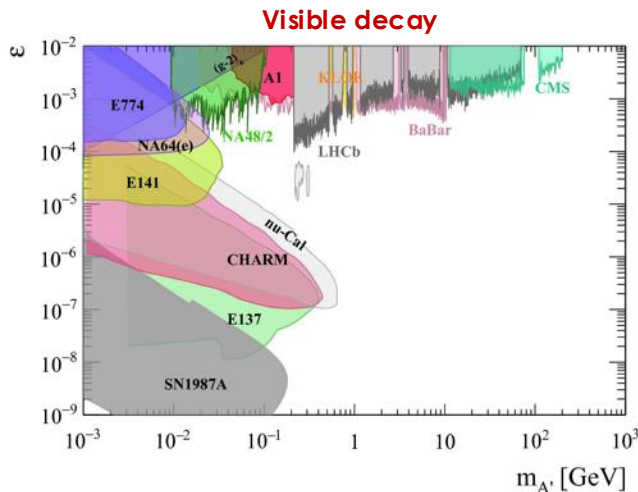
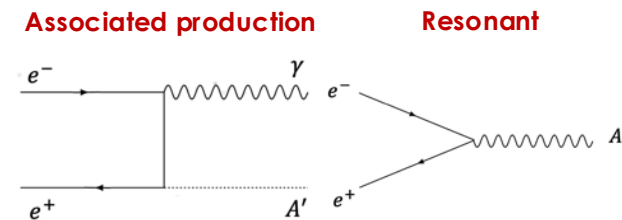
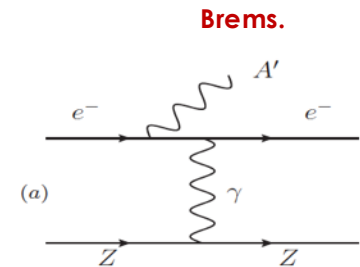
## THE A, B AND C OF GRAN SASSO

Experiments at the Gran Sasso National Laboratory are housed in and around three huge halls carved deep inside the mountain, where they are shielded from cosmic rays by 1,400 metres of rock.



# DS search: experimental approaches

- **Electron beam experiments production**
  - Just  $A'$ -strahlung
- **Positron based experiments**
  - $A'$ -strahlung
  - **Associated production**  $e^+e^- \rightarrow A'(\gamma)$
  - **Resonant production**  $e^+e^- \rightarrow e^+e^-$
- **Visible decays:**  $A' \rightarrow e^+e^-$   $A' \rightarrow \mu^+\mu^-$ 
  - **Thick target electron/protons** beam is absorbed (NA64, old dump experiments)
  - **Thin target** searching for bumps in  $ee$  invariant mass
- **Invisible searches:**  $A' \rightarrow \chi\chi$ 
  - **Missing energy/momentum:**  $A'$  produced in the interaction of an electron beam with **thick/thin target** (NA64/LDMX)
  - **Missing mass:**  $e^+e^- \rightarrow A'(\gamma)$  search for invisible particle using kinematics (Belle II, **PADME**)



# How can we make our life easier?

■ We need higher production cross section!

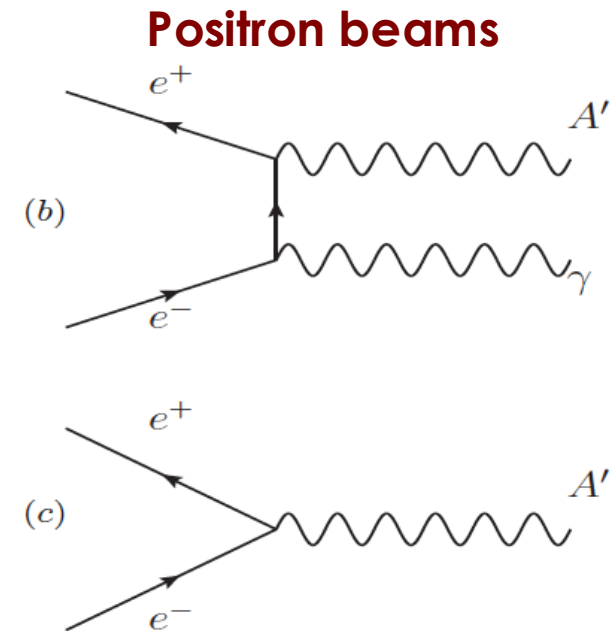
■ Can move from associated to resonant production

◆ b) Radiative annihilation  $\mathcal{O}(\alpha^2)$

$$\sigma_{nr} = \frac{8\pi\alpha^2}{s} \left[ \left( \frac{s - m_{A'}^2}{2s} + \frac{m_{A'}^2}{s - m_{A'}^2} \right) \log \frac{s}{m_e^2} - \frac{s - m_{A'}^2}{2s} \right]$$

◆ c) Resonant annihilation  $\mathcal{O}(\alpha)$

$$\sigma_{\text{res}}(E_e) = \sigma_{\text{peak}} \frac{\Gamma_{A'}^2/4}{(\sqrt{s} - m_{A'})^2 + \Gamma_{A'}^2/4} \quad \sigma_{\text{peak}} = 12\pi/m_{A'}^2$$



■ Profit for a higher production in a tiny mass region

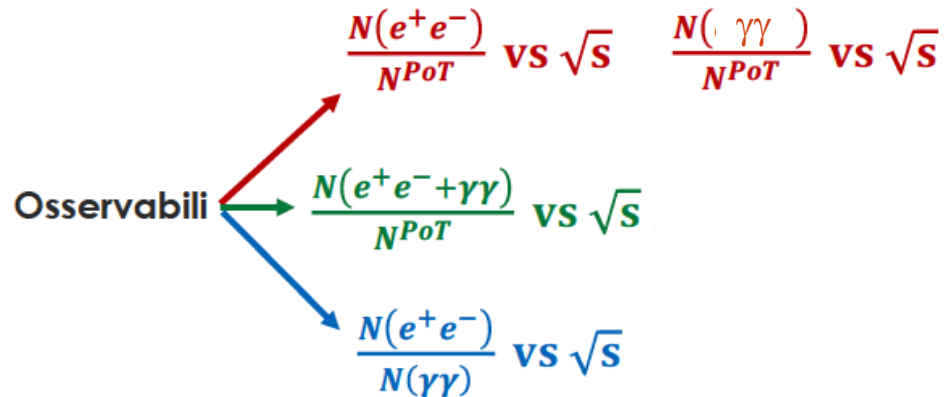
$$\mathcal{N}_{X_{17}}^{\text{Vect.}} \simeq 1.8 \cdot 10^{-7} \times \left( \frac{g_{ve}}{2 \cdot 10^{-4}} \right)^2 \left( \frac{1 \text{ MeV}}{\sigma_E} \right)$$

$$\mathcal{N}_{X_{17}}^{\text{ALP}} \simeq 5.8 \cdot 10^{-7} \times \left( \frac{g_{ae}}{\text{GeV}^{-1}} \right)^2 \left( \frac{1 \text{ MeV}}{\sigma_E} \right)$$



# X17 observables at PADME

Several different observables can be used with different systematics



**$N(2\text{cl})/N_{PoT}$**   $\Rightarrow$  existence of X17

High statistical significance (small sensitivity loss due to small  $\gamma\gamma$  BG)

No ETag related systematic errors

**$N(ee)/N(\gamma\gamma)$**   $\Rightarrow$  existence of X17

Lower statistical significance due to smaller  $\gamma\gamma$  cross section

Do not depend on  $N_{PoT}$  (no  $N_{PoT}$  systematic) error dominated by tagging efficiency

**$N_{e^+e^-}/N_{PoT}$**   $\Rightarrow$  vector nature of  $X_{17}$

Systematic errors due to ETag tagging efficiency stability and  $N_{PoT}$

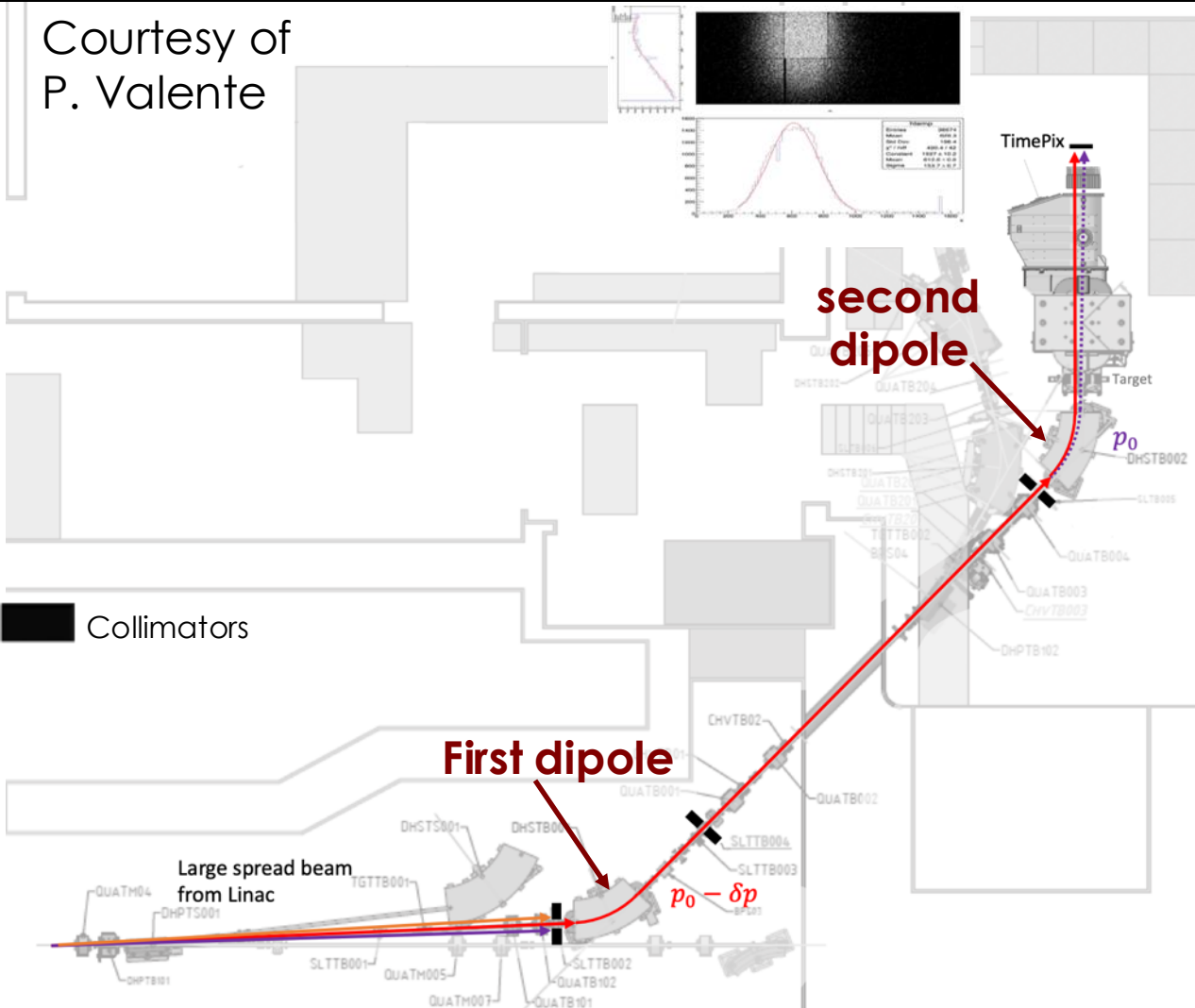
**$N_{\gamma\gamma}/N_{PoT}$**   $\Rightarrow$  pseudo-scalar nature of  $X_{17}$

Systematic errors due to ETag tagging efficiency stability and  $N_{PoT}$



# Obtaining energy steps and resolution

Courtesy of  
P. Valente



Use the first dipole magnet and collimators to select energy

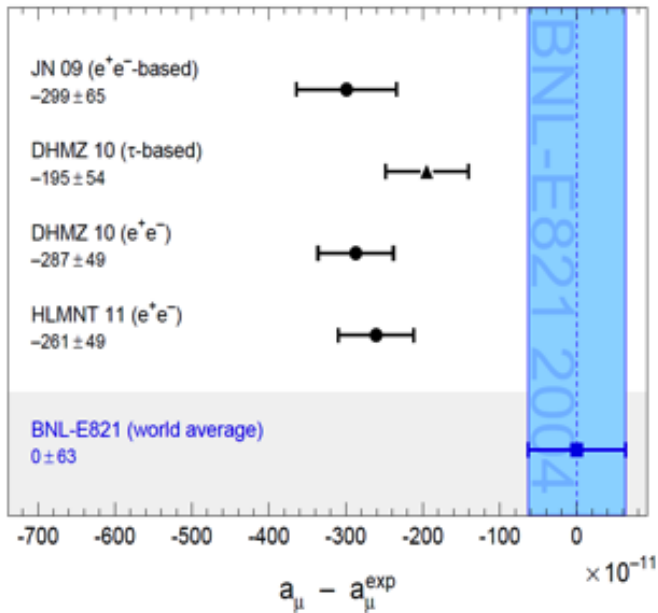
- $dp \propto$  collimator aperture.

Change the first dipole magnet current to change the energy

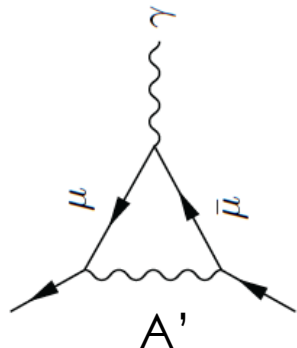
Correct the trajectory using second dipole to put the beam back on axis at PADME

Measure the displacement at the target and timePix to measure the energy step performed

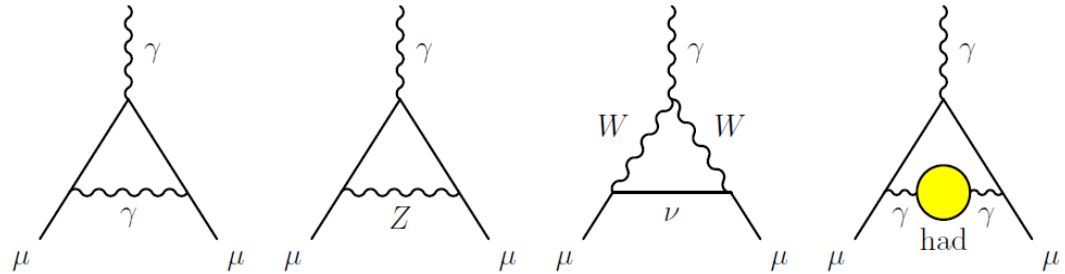
# Muon g-2 anomaly



## g-2 and $A'$



## g-2 in the standard model



About  $3\sigma$  discrepancy between theory and experiment ( $3.6\sigma$ , if taking into account only  $e^+e^- \rightarrow \text{hadrons}$ )

## Contribution to g-2 from dark photon

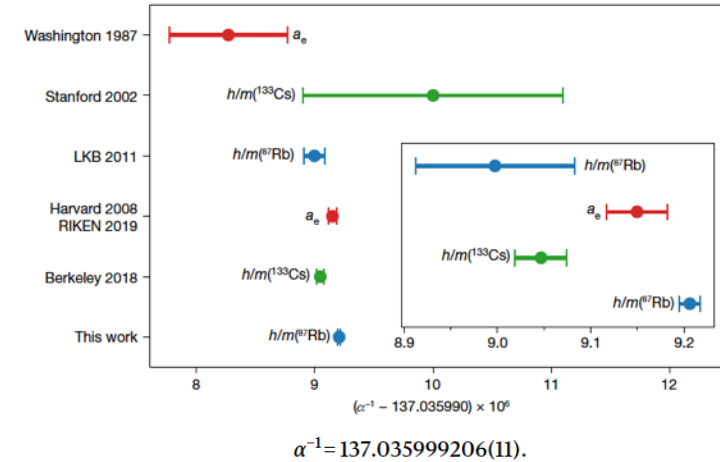
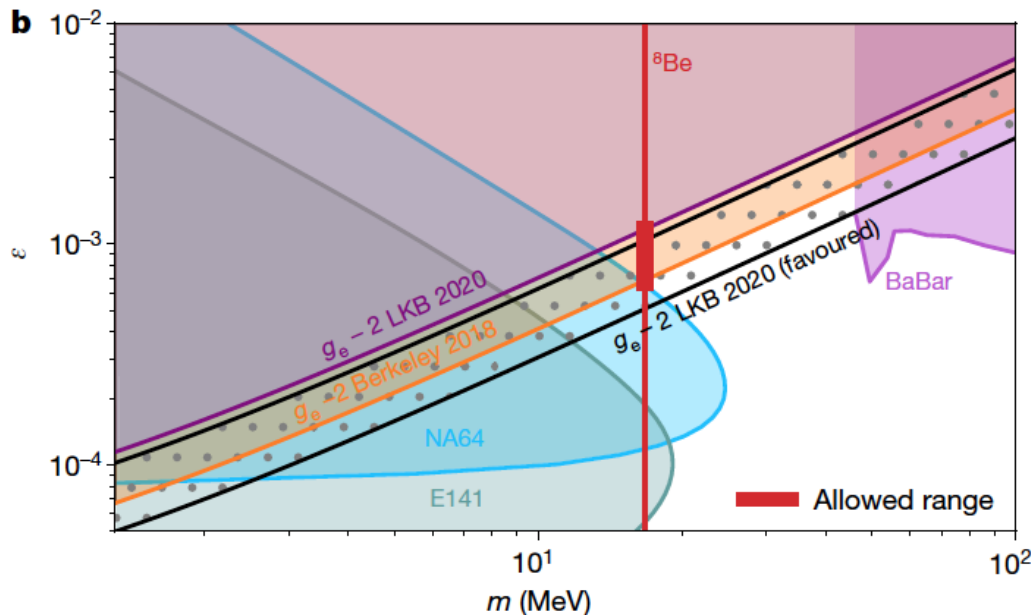
Additional diagram with dark photon exchange can fix the discrepancy (with sub GeV  $A'$  masses)

$$a_\mu^{\text{dark photon}} = \frac{\alpha}{2\pi} \varepsilon^2 F(m_V/m_\mu), \quad (17)$$

where  $F(x) = \int_0^1 2z(1-z)^2 / [(1-z)^2 + x^2z] dz$ . For values of  $\varepsilon \sim 1-2 \cdot 10^{-3}$  and  $m_V \sim 10-100$  MeV, the dark photon, which was originally motivated by cosmology, can provide a viable solution to the muon  $g-2$  discrepancy. Searches for the dark

# g-2e anomaly

- Significant discrepancy in the last two results on the  $\alpha$  determination
- Produce a modified  $(g-2)_e$  exclusion which allows a region of existence of X17



The uncertainty contribution from the ratio  $h/m(^{87}\text{Rb})$  is  $2.4 \times 10^{-11}$  (statistical) and  $6.8 \times 10^{-11}$  (systematic). Our result improves the

<https://www.nature.com/articles/s41586-020-2964-7>

experimental measurement  $a_{e,\text{exp}}$  (ref. <sup>9</sup>) gives  $\delta a_e = a_{e,\text{exp}} - a_e(\alpha_{\text{LKB2020}}) = (4.8 \pm 3.0) \times 10^{-13} (+1.6\sigma)$ , whereas comparison with caesium recoil measurements gives  $\delta' a_e = a_{e,\text{exp}} - a_e(\alpha_{\text{Berkeley}}) = (-8.8 \pm 3.6) \times 10^{-13} (-2.4\sigma)$ . The uncertainty on  $\delta a_e$  is dominated by  $a_{e,\text{exp}}$ .

Finally, the anomaly reported in the angular distribution of positron-electron pairs ( $e^+e^-$ ) produced in  $^8\text{Be}$  nuclear transitions<sup>4</sup> could be explained by the emission of a hypothetical protophobic gauge boson  $X$  with a mass of 16.7 MeV followed by the decay  $X \rightarrow e^+e^-$  (ref. <sup>30</sup>). The  $X$  boson is parameterized by a mixing strength  $\varepsilon$  with electrons and a non-zero mass  $m_X$ . Figure 4b presents the exclusion space for those parameters. At 16.7 MeV, the upper limit of  $\varepsilon$  is set by the  $g_e - 2$  value of the electron and its lower limit by electron beam dump experiments (E141<sup>31</sup> and NA64<sup>32</sup> collaborations). Recently, new results from the NA64 collaboration<sup>33</sup> excluded  $\varepsilon$  values lower than  $6.8 \times 10^{-4}$ . Because vector coupling implies  $\delta a_e > 0$ , the result from a caesium recoil experiment imposes strong constraints on  $\varepsilon$ ; combined with the NA64 result, it rejects pure vector coupling of  $X(16.7 \text{ MeV})$  at 90% confidence level. By contrast, our measurement of  $\alpha$  gives  $\delta a_e > 0$  and favours pure vector coupling with  $\varepsilon = (8 \pm 3) \times 10^{-4}$ , which could explain the  $^8\text{Be}$  anomaly.