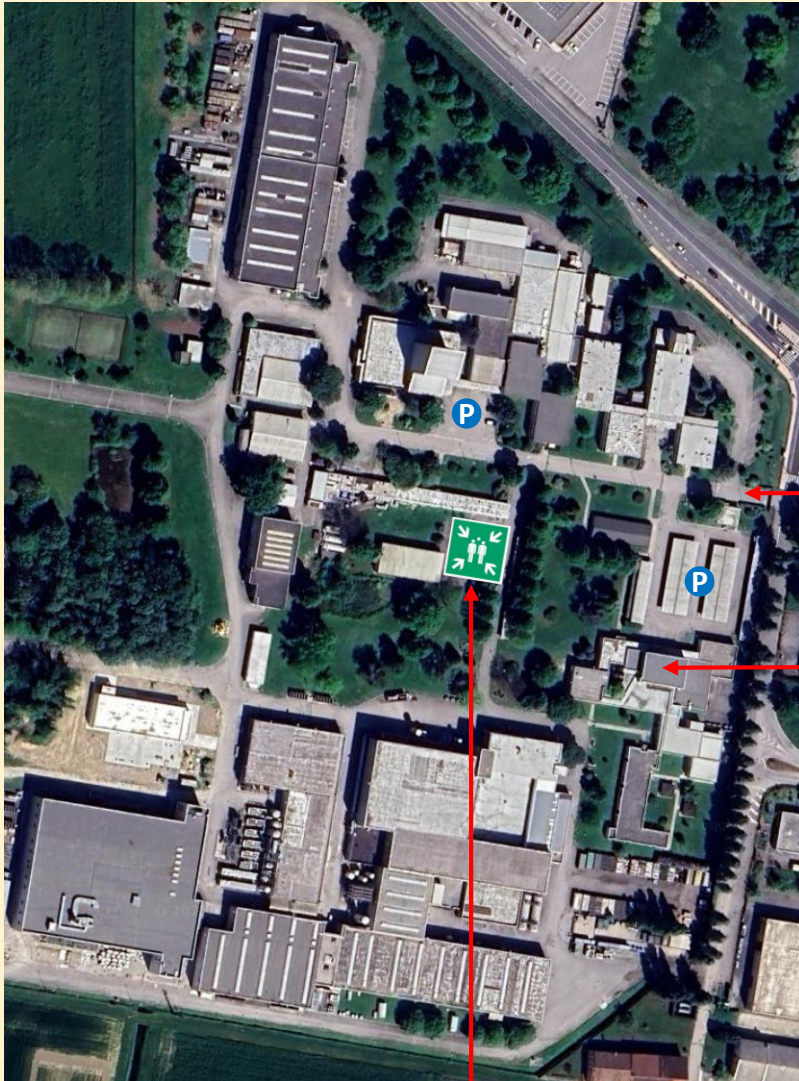



LNL INFN map



Main entrance

Canteen

Emergency Assembly Point



Contacts

INFN Laboratori Nazionali di Legnaro (LNL)
Via dell'Università 2
35020 Legnaro, Padova
www.lnl.infn.it



Safety Rules

Procedures to be followed by the personnel who access the INFN Legnaro national Laboratory's site (from internal emergency plan)

The personnel in charge (tutor) and all the personnel who exert, manage and supervise the working activities and the public outreach activities MUST:

- Implement the regulations and the safety measures they have been instructed for;
- Inform and train employees and visitors about the specific risks they are exposed to;
- Order and demand that employees/visitors individually observe the safety regulations and use the protective equipment that has been provided.

Both internal and external personnel (as defined by art.2 of D. Lgs. 81/2008) MUST:

- Follow the safety regulations and the measures established by the employer;
- Carefully use the safety and protective equipment, when provided by the employer;
- Report immediately (to the employer, the manager or the personnel in charge) the deficiency of safety and protective means and equipment;
- Report potential hazards they are aware of, working directly, in case of emergency and according to their skills and possibility, to eliminate or reduce these deficiencies or hazards;
- Not remove nor modify safety and protective means and equipment unless they are authorized;
- Not carry out, on one's own initiative, operations or actions that are out of their competence and which could compromise their own or someone else's safety.

N.B. It is a general regulation that the operations that may cause an injury risk have to be conducted by at least two operators.

In case of a general alarm at the Legnaro National Laboratories, **ALL** the personnel (internal and external) is required to behave as reported below in order to activate the Evacuation Plan.

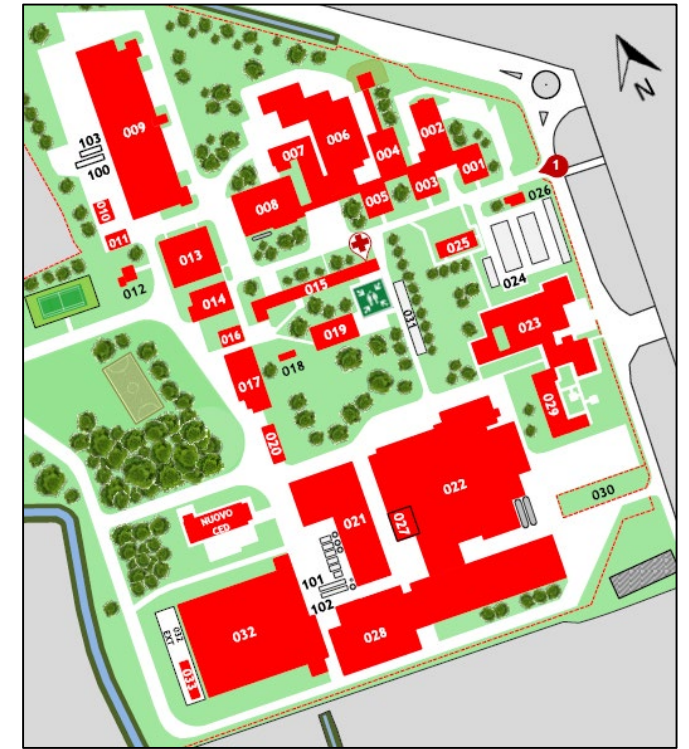
At LNL the emergency signal consists in an extended sound of a special siren followed by a voice recorded message in Italian and English inviting to leave the premises and go to the assembly point.

ALARM → What to do:

Stop any activity and reach the Emergency Assembly Point indicated in the figure.

Remember to:

- If possible, leave the equipment safely.
- Never use lifts or hoists.
- Help the displacement of colleagues with disabilities or in difficulty or report their presence.
- Don't go back for any reason.
- Exit quickly and without running through the emergency exits by following the appropriate signs.
- For people not in charge for the response operations, it is forbidden to get closer to the emergency site and leave the Assembly Point.



In case of emergency call (24h a day)

888 from internal LNL phones

049 8068 888 from mobile phones

Every time you call for an emergency, please always detail exactly:

- **Who you are;**
- the **Precise Place** where you are;
- the **Nature** of the accident.