



# Ion Beam Cocktail Development and ECR Ion Source Plasma Physics Experiments at JYFL

Olli Tarvainen

11th International Conference on Heavy Ion Accelerator Technology  
Venice, Italy 8-12 June 2009



1934 2009

UNIVERSITY OF JYVÄSKYLÄ



# Outline

- ▣ JYFL accelerator laboratory
- ▣ Heavy ion beam cocktails for component irradiation at JYFL
- ▣ ECRIS plasma physics experiments



1934 2009

UNIVERSITY OF JYVÄSKYLÄ

# JYFL accelerator laboratory


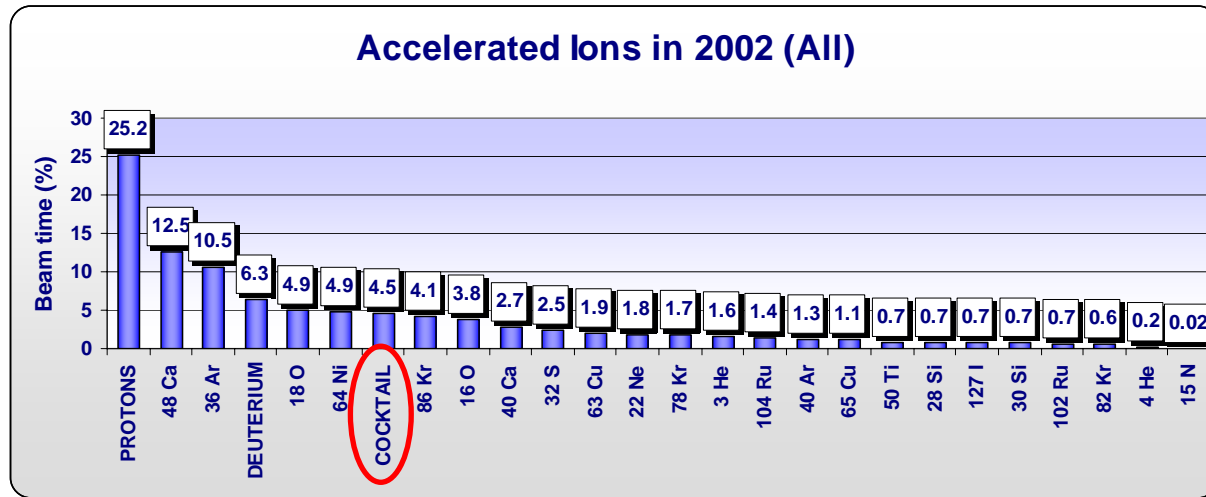
- ❏ K-130 cyclotron
  - Two ECR ion sources
  - Negative light ion source
- ❏ Pelletron
  - Injector upgrade in 2009
- ❏ MCC-30 cyclotron (2009-2010)



1934 2009

UNIVERSITY OF JYVÄSKYLÄ

# K-130 cyclotron – accelerated ions



# Heavy ion beam cocktails at JYFL

- Efficient testing of single event effects:
  - Adequate penetration depth
  - Varying LET-value
  - Fast transition between projectiles



1934 2009

UNIVERSITY OF JYVÄSKYLÄ

## 9.3 MeV /u high penetration cocktail at JYFL

Ion	Energy [MeV]	Penetration depth [ $\mu\text{m}$ ]	LET [MeV/( $\text{mg}/\text{cm}^2$ )]	$\Delta(m/q)$ [%]
$^{15}\text{N}^{4+}$	139	202	1.7	0.0
$^{30}\text{Si}^{8+}$	278	130	6.0	-0.09
$^{56}\text{Fe}^{15+}$	523	97	18	-0.56
$^{82}\text{Kr}^{22+}$	768	94	30	-0.71
$^{131}\text{Xe}^{35+}$	1217	89	53	-0.26



1934 2009

UNIVERSITY OF JYVÄSKYLÄ

# Proposed 10.77 MeV/u beam cocktail

Ion	Energy [MeV]	Penetration depth [ $\mu\text{m}$ ]	LET [MeV/( $\text{mg}/\text{cm}^2$ )]	$\Delta(m/q)$ [%]
$^{14}\text{N}^{4+}$	151	242	1.6	0.0
$^{35}\text{Cl}^{10+}$	377	138	8.3	-0.11
$^{56}\text{Fe}^{16+}$	603	117	18	-0.14
$^{80}\text{Kr}^{23+}$	862	108	29	-0.74
$^{132}\text{Xe}^{38+}$	1422	106	52	-0.85



1934 2009

UNIVERSITY OF JYVÄSKYLÄ

# How to reach $\text{Xe}^{38+}$ routinely?

## Multiple frequency heating

- Double frequency heating, factor of 2-5 for high charge states
- Triple frequency heating → 20-40% gain

## Improved hexapole

- Radial field from 0.93 T to 1.07 T (simulation)
- Only for "clean beams", nuclear physics with old chamber (MIVOC, sputtering)
- Affects the beam allocation procedure due to "campaigns"

## Afterglow mode

- Time structure almost irrelevant for irradiation tests



1934 2009

UNIVERSITY OF JYVÄSKYLÄ



# ECRIS plasma physics at JYFL

The objective is to understand how and why different ion source parameters and techniques affect the production of highly charged ions

- ▣ Plasma potential measurements
- ▣ Time-resolved bremsstrahlung measurements  
(PhD Thesis by T. Ropponen in 2009-2010)
- ▣ Plasma breakdown studies



1934 2009

UNIVERSITY OF JYVÄSKYLÄ

# Plasma physics experiments

Source parameters studied:

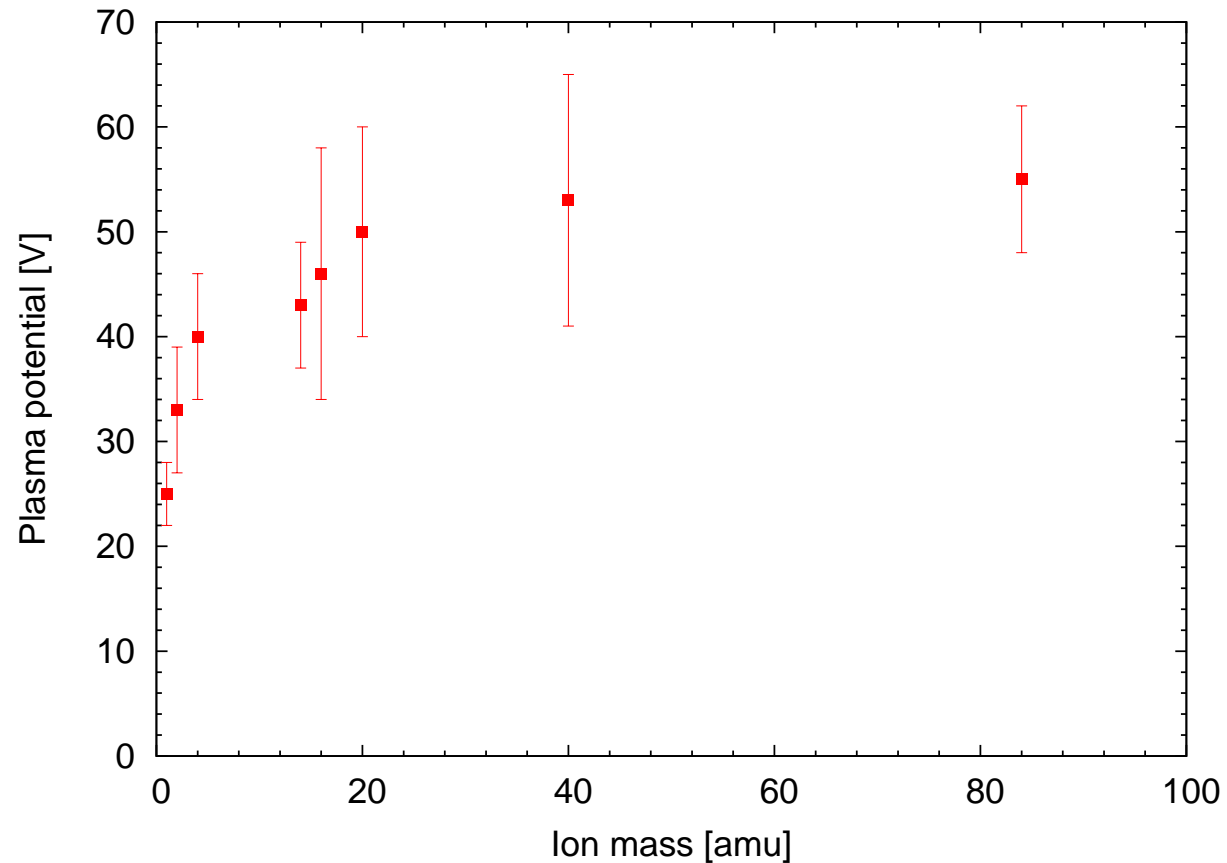
- ▣ Magnetic field
- ▣ Microwave power
- ▣ Neutral gas pressure
- ▣ Bias disc voltage
- ▣ Gas species



1934 2009

UNIVERSITY OF JYVÄSKYLÄ

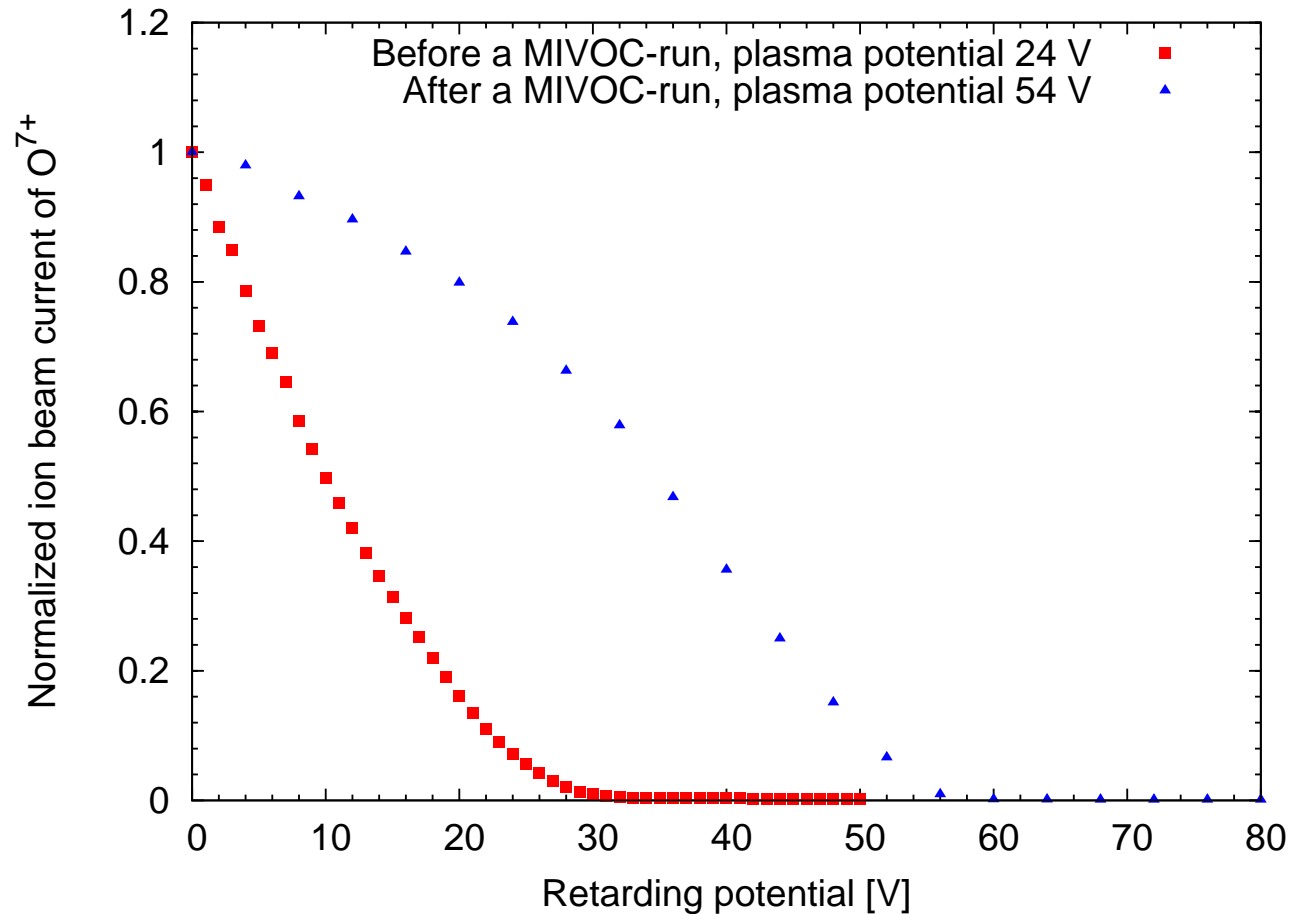
# Plasma potential vs ion mass



1934 2009

UNIVERSITY OF JYVÄSKYLÄ

# Effect of secondary electrons

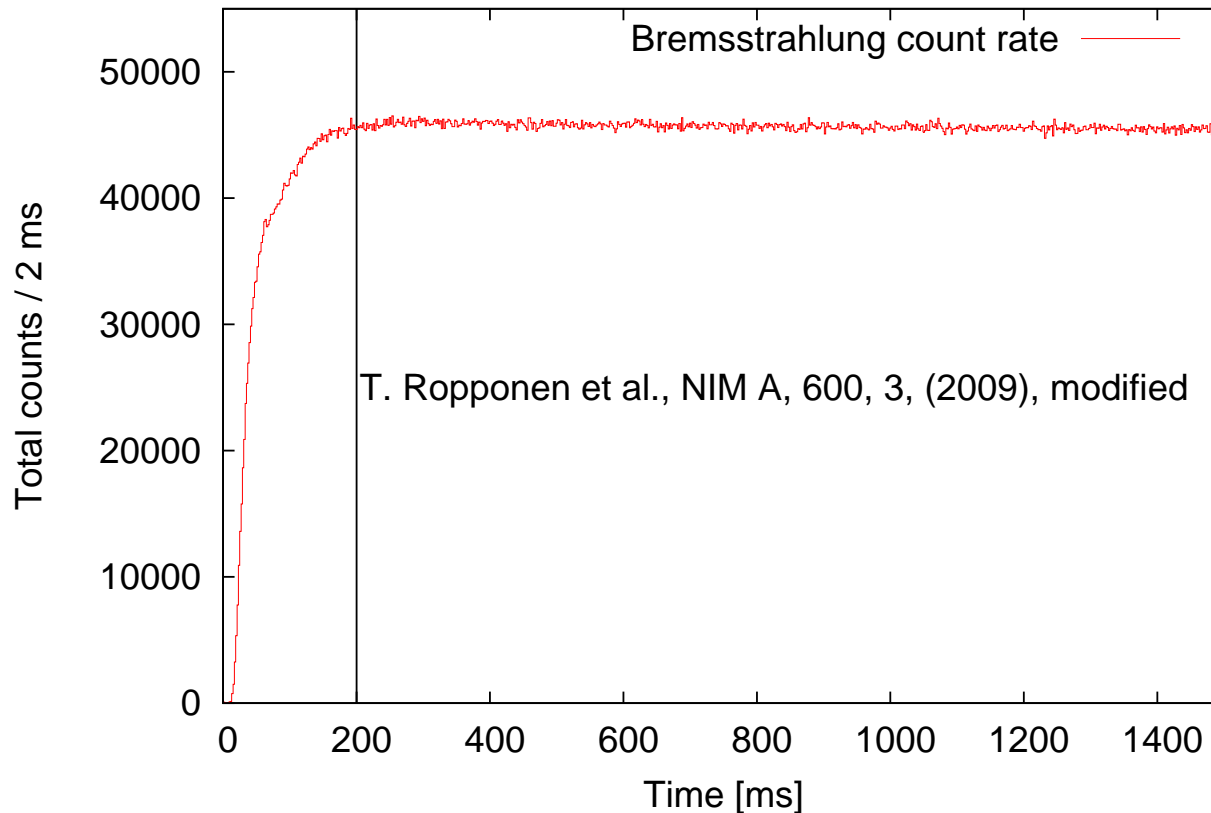


1934 2009

UNIVERSITY OF JYVÄSKYLÄ

# Reaching steady state bremsstrahlung emission

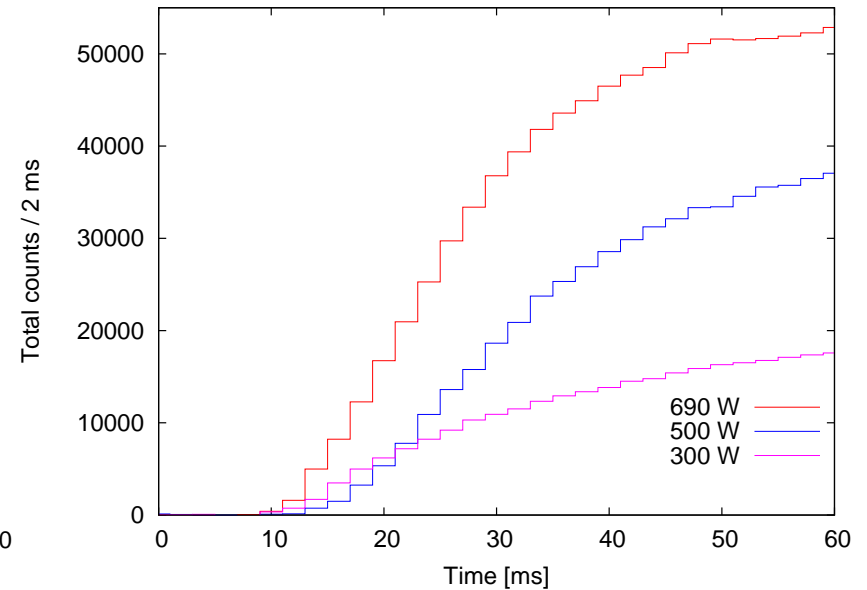
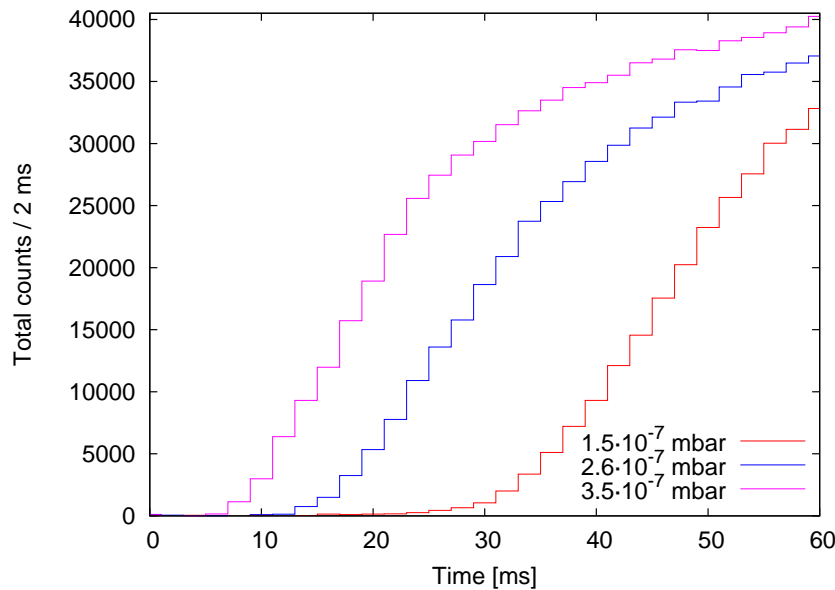
Ar plasma, 500 W, 500/500 A,  $2.6 \times 10^{-7}$  mbar



1934 2009

UNIVERSITY OF JYVÄSKYLÄ

# What happens in the beginning of the rf pulse?



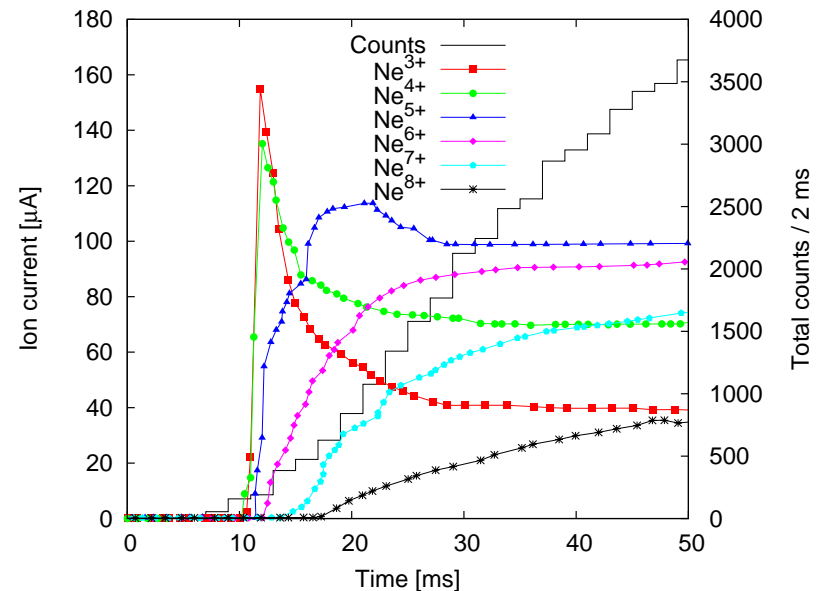
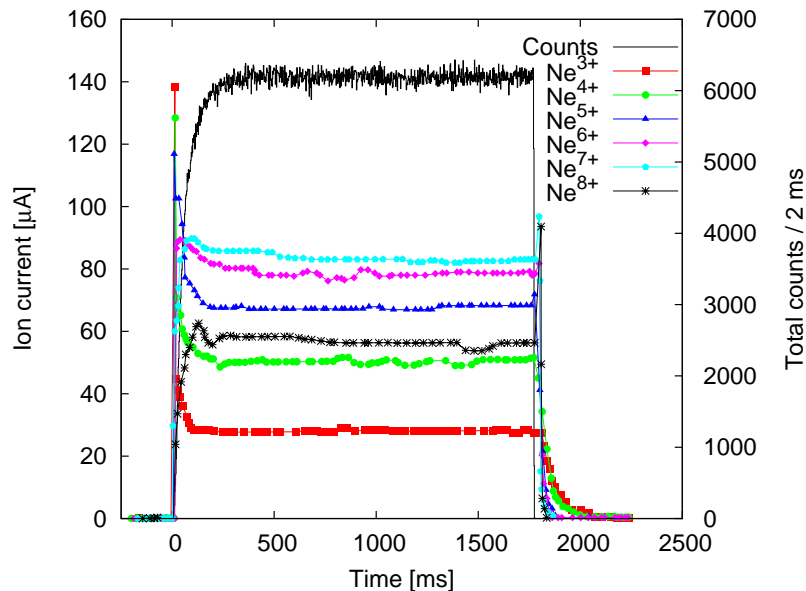
T. Ropponen et al. Submitted to  
IEEE Transactions on Plasma Science



1934 2009

UNIVERSITY OF JYVÄSKYLÄ

# Time-resolved ion current – the preglow effect



1934 2009

UNIVERSITY OF JYVÄSKYLÄ

# Preglow – superadiabatic EEDF

## Theory:

Microwave pulse is applied

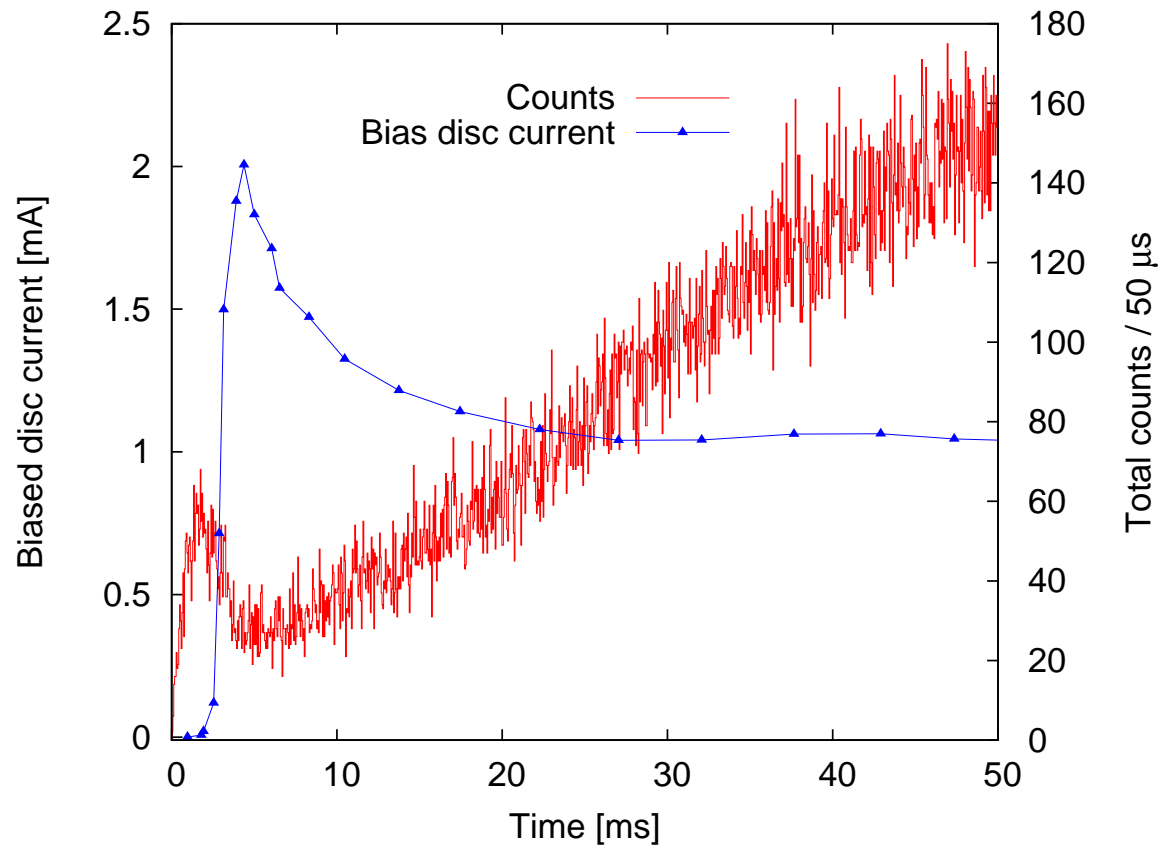
- All free electrons reach stochastic limit (EEDF is superadiabatic)
- electron density increases
- power not sufficient to maintain superadiabatic EEDF
- average energy collapses
- EEDF becomes the well-known double Maxwellian

I.V. Izotov et al. IEEE Transactions on Plasma Science, 36, 4, Part 2, (2008), p.1494.





# Preglow – superadiabatic EEDF?



1934 2009

UNIVERSITY OF JYVÄSKYLÄ

# Plasma breakdown time - theoretical

- Simple model based on volumetric rate of ionizing collisions

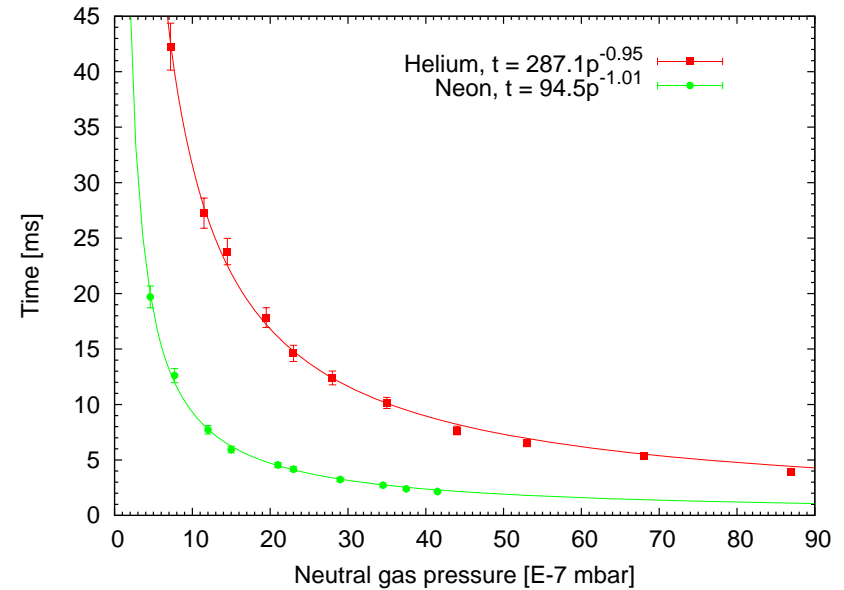
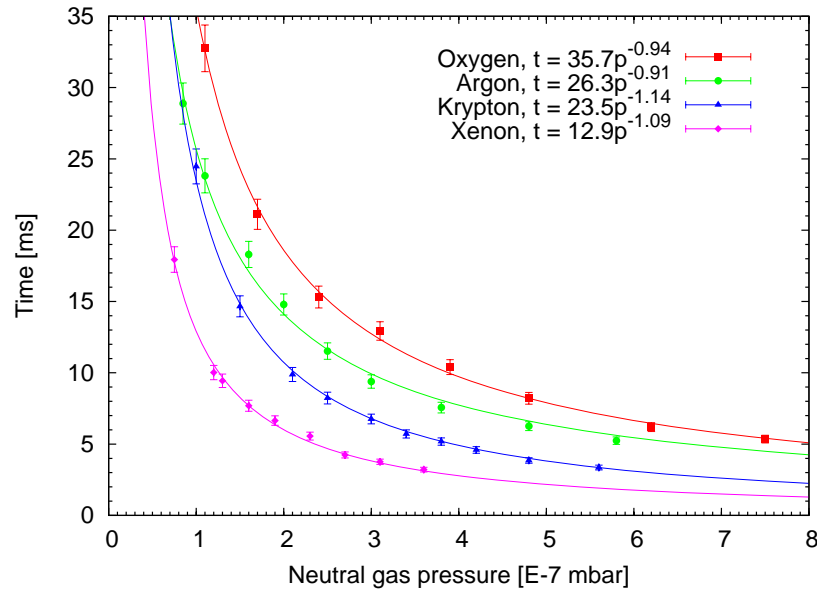
$$f = \frac{dn_e}{dt} = n_e n_n \langle \sigma_{ion} v \rangle$$

$$t_{breakdown} = \frac{\ln\left(\frac{n_{e,critical}}{n_{e,0}}\right)}{n_n \langle \sigma_{ion} v \rangle}$$

- Plasma breakdown time affected by
  - Neutral gas density
  - Neutral gas species (ionization probability)
  - Density of "seed electrons"



# Plasma breakdown time – Neutral gas density & species



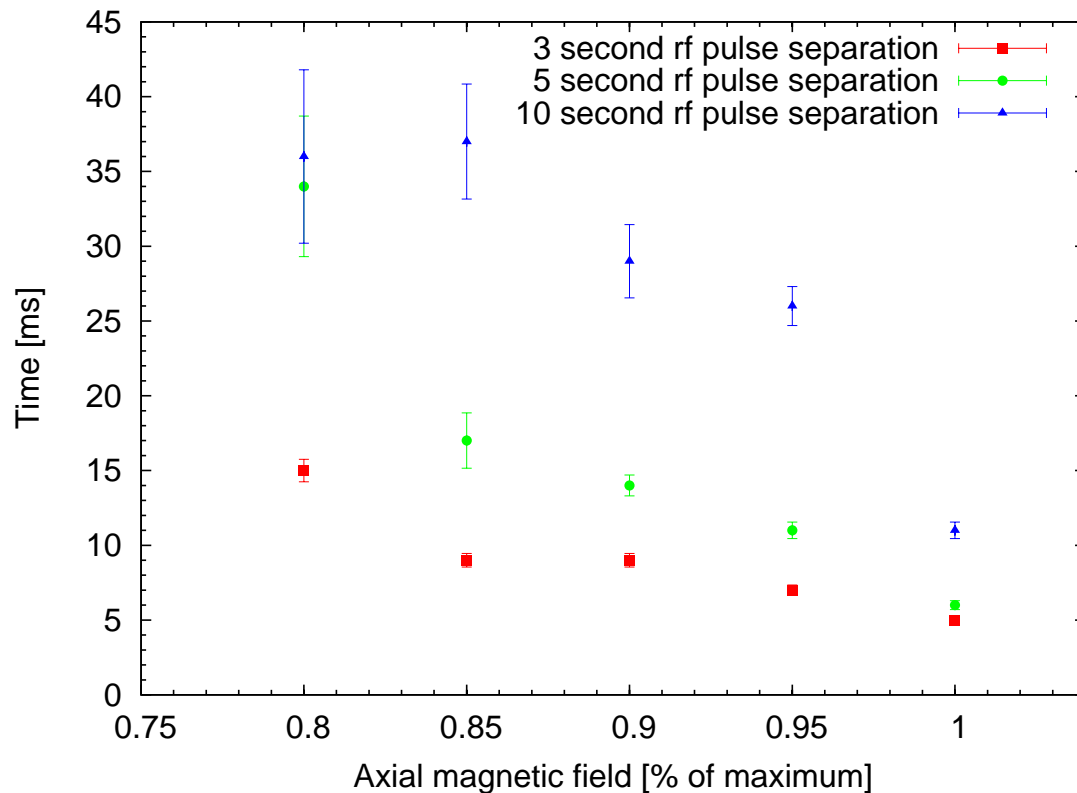
O. Tarvainen et al. accepted for publication in  
Plasma Sources Science and Technology



1934 2009

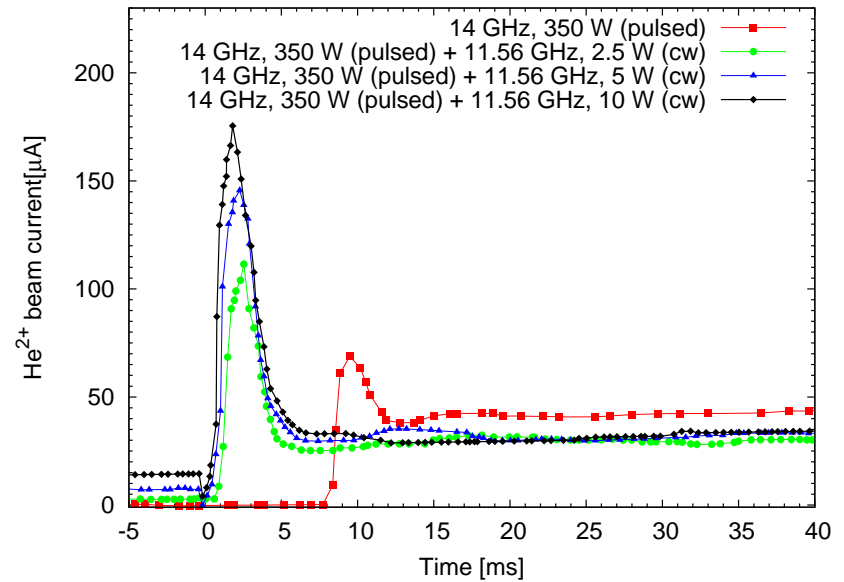
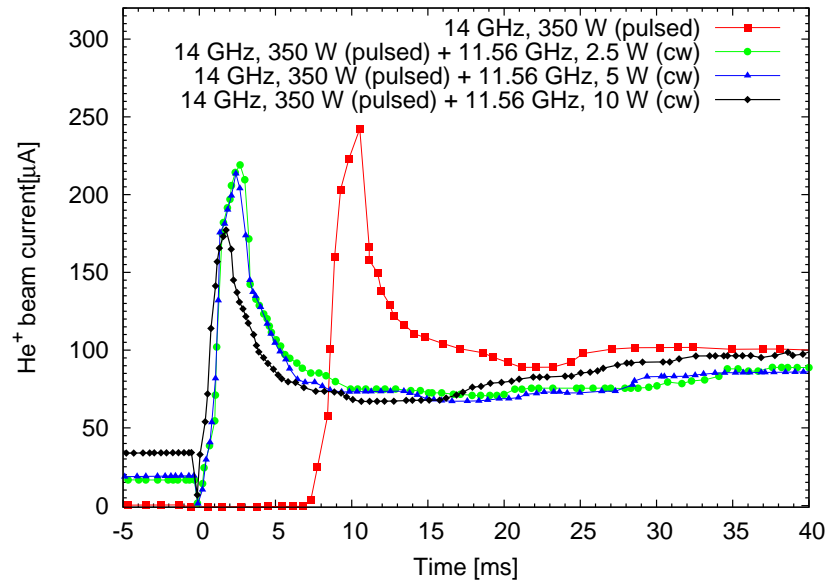
UNIVERSITY OF JYVÄSKYLÄ

# Plasma breakdown time – Seed electrons



O. Tarvainen et al. accepted for publication in  
Plasma Sources Science and Technology

# Plasma breakdown time – Seed electrons



1934 2009

UNIVERSITY OF JYVÄSKYLÄ

# Plasma breakdown time – Seed electrons

## Seed electrons

- shift the preglow CSD towards higher charge states (faster ionization of HCl)
- Optimize the repetition rate for afterglow?

## Beam optics seem to affect the shape of the preglow pulse

- Plasma potential evolves
- Degree of space charge compensation evolves



1934 2009

UNIVERSITY OF JYVÄSKYLÄ

# Future prospects

- "Upgrading" the ion beam cocktail at JYFL requires higher charge states than presently available
  - Pulsed operation mode could possibly be utilized for beam cocktails
  - More work is needed to understand the time scales related to HCl production in pulsed mode (to optimize repetition rate)



1934 2009

UNIVERSITY OF JYVÄSKYLÄ