

SAM, Kraków
10/10/2023

EURO-LABS Project Office

Paolo Giacomelli
INFN Bologna
Project Coordinator
Project Office Manager



This project has received funding from the European Union's Horizon Europe Research and Innovation programme under Grant Agreement No 101057511.

- Project Office people
- Monitoring of the project
- Transnational Access issues
- EURO-LABS website
- Use of resources
- Steering Committee meetings
- Conclusions

Project Office people

Project Office Manager



PAOLO GIACOMELLI
INFN Bologna

Project Management Support Office



Barbara Pezzotta
INFN Bologna

Financial Officer



Tiziano Ferro
INFN Frascati


Financial Management Support Office



Chiara Mondaini
INFN Frascati



Sara Silvi
INFN Frascati



Marco Traini
INFN Frascati

With the support of WARRANT HUB consultants:



Stefania Melandri
WARRANT HUB

In cooperation with CERN - The EU Projects Office team (IPT-EU)




Cloé Levointurier-Vajda
CERN-IPT-EU



Sabrina El Yacoubi
CERN-IPT-EU



Pablo Lopez
CERN-IPT-EU



Giulia Mora
WARRANT HUB

- To monitor the status of the project we have EMDESK
 - We would like to ask all beneficiaries to update the financial status every 3 months
 - This allows the PO to know the financial status of the project at regular intervals
 - Upload as well any important document
- The P1 report has to be uploaded on the EU portal by the end of this month
 - If anything is still missing or needs to be completed, we still have two weeks, but time is quickly running out

- It's important to keep regularly updated the file EURO-LABS TA-VA-Report1-facility and upload it on EMDESK
- Possibly every 3 months, to match what I indicated in the previous slide

- Transnational Access (TA) has three modalities:
 - Normal TA
 - Experimental group goes physically to the facility
 - Remote TA
 - Experimental group sends device to the facility to be tested
 - Virtual TA
 - Access, typically through a network connection to a computer facility

Eligibility criteria

- **More than 50%** of the members of the experimental group have to be employed by an Institute of a different country

- Experimental groups are divided into 2 categories:
 - **EU experimental groups**
 - More than 50% of the people of the group are employed by a **European institute**
 - **Non-EU experimental groups**
 - More than 50% of the people of the group are employed by a **Non-EU institute**
 - In this case TA can be allowed up to **20%** of the total amount of access units provided by the project
 - Important to monitor regularly in time the resources offered

- The TA reimbursements are handled by the respective facility coordinators (FCs)
 - FCs explain the modalities of reimbursement to the new users
 - FCs have to ensure that the reimbursements are handled properly and quickly
 - We are aware of some issues at a few infrastructures
 - We have to make sure to resolve these issues and guarantee a swift reimbursement to the users
 - FCs have to keep track of all the accesses and users
 - FCs have to keep track of the users information ([affiliation](#), [gender](#), etc.)

- The EURO-LABS is intended to be a "living object"
 - We will keep it updated
 - Download the latest (and updated) templates
- Used to disseminate information
 - Job offers
 - Events
 - Publications
 - AOB

BENEFICIARY	PLANNED	ACTUAL M1-M12	ACTUAL/ PLANNED
INFN	162,50	14,46	9%
GANIL	36,00	0,00	0%
CERN	122,50	6,38	5%
JSI	18,00	7,18	40%
IFJ PAN	83,00	14,15	17%
DESY	16,00	0,79	5%
UCL	3,00	0,00	0%
RBI	8,00	5,30	66%
CNRS	41,00	0,19	0%
FBK	0,00	0,00	0%
ITAONNOVA	17,00	2,96	17%
UNIWARSAW	24,00	6,00	25%
GSI	97,00	14,94	15%
IFIN-HH	4,00	0,00	0%
USE	52,80	10,88	21%
IST	0,00	0,00	0%
ATOMKI	8,00	1,58	20%
JYU	12,50	0,00	0%
UU	20,00	3,40	17%
CEA	32,50	1,42	4%
KIT	0,00	0,00	0%
UMCG	12,00	0,00	0%
INCT	16,00	1,79	11%
CSIC	2,50	0,00	0%
UMIL	40,80	6,00	15%
TOTAL	829,10	97,42	12%

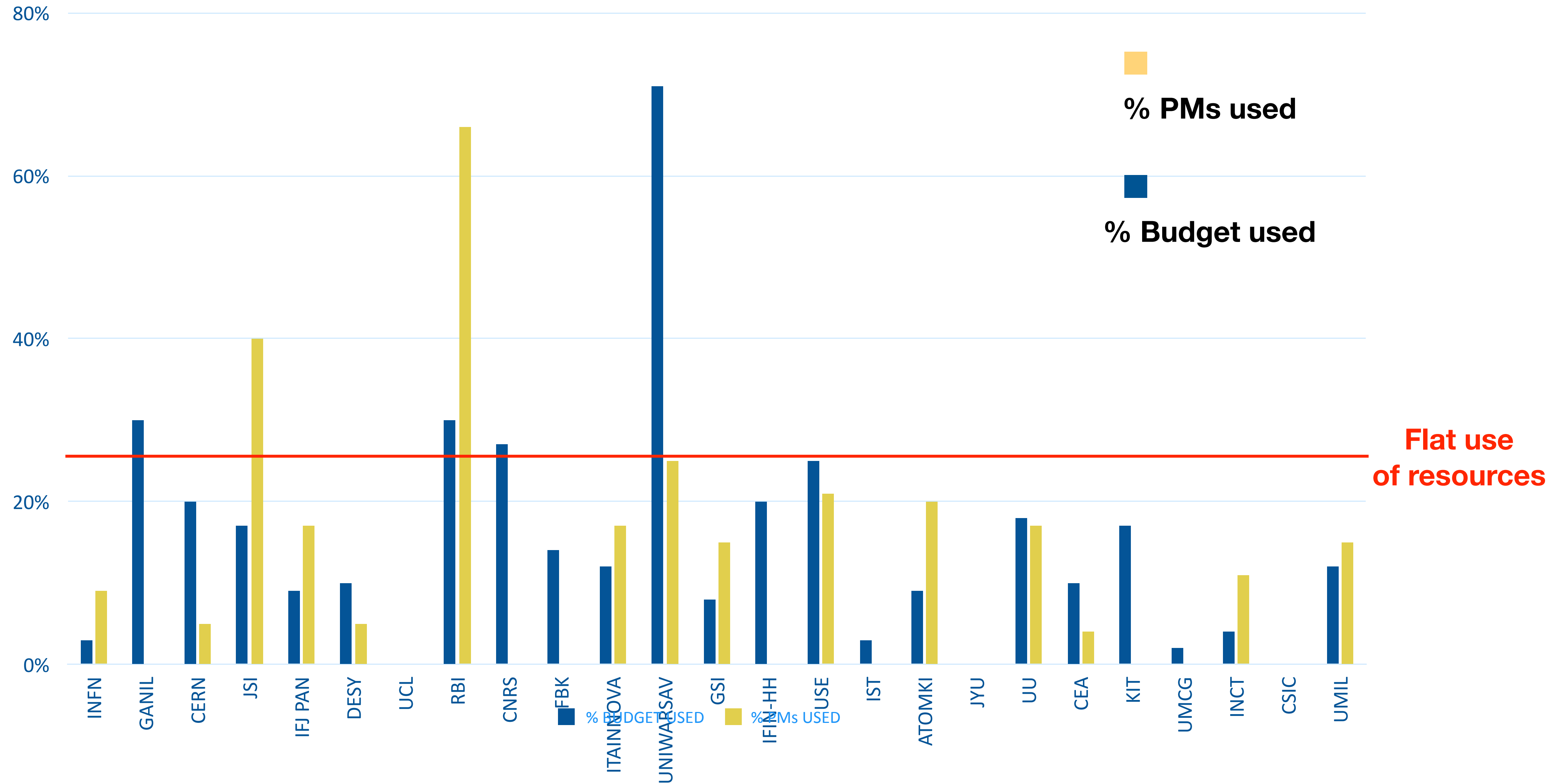
Person months (PMs) usage

WP	PLANNED	ACTUAL M1- M12	ACTUAL/ PLANNED
WP1	72,00	14,35	20%
WP2	336,60	47,61	14%
WP3	106,50	8,42	8%
WP4	203,00	19,10	9%
WP5	111,00	7,94	7%
WP6	0,00	0,00	0%
TOTAL	829,1	97,42	59%

Use of resources (budget)

BENEFICIARY	PLANNED	ACTUAL M1-M12	ACTUAL/PLANNED
INFN	2.574.442,50	84.425,44	3%
GANIL	779.611,75	235.210,28	30%
CERN	3.033.942,00	616.264,89	20%
JSI	399.375,00	68.739,00	17%
IFJ PAN	598.200,00	55.044,55	9%
DESY	356.820,00	34.285,69	10%
UCL	200.562,50	0,00	0%
RBI	126.170,00	38.405,75	30%
CNRS	794.500,00	212.476,96	27%
FBK	272.000,00	37.717,48	14%
ITAONNOVA	159.750,00	18.661,05	12%
UNIWARSAW	264.375,00	186.884,08	71%
GSI	1.437.081,25	121.205,25	8%
IFIN-HH	512.417,50	104.696,60	20%
USE	357.506,25	88.756,06	25%
IST	65.000,00	2.040,09	3%
ATOMKI	93.125,00	8.588,19	9%
JYU	635.625,00	0,00	0%
UU	399.925,00	70.077,01	18%
CEA	441.765,25	42.549,94	10%
KIT	570.067,56	94.641,64	17%
UMCG	112.905,00	2.279,53	2%
INCT	150.000,00	5.802,15	4%
CSIC	180.000,00	0,00	0%
UMIL	189.000,00	22.434,90	12%
TOTAL	14.704.166,56	2.151.186,51	15%

Use of resources



- Other Direct Costs: if **Materials/Personnel costs >15%** then you need a proper justification

- Steering Committee is composed of the Management Team plus the WP coordinators
- Steering Committee meetings are held every 2 months
- All the important executive decisions are taken by the SC

Contacts:

euro-labs@lists.infn.it

Thank you for your time and cooperation

- The EURO-LABS project is well on its way
 - The P1 report is an important milestone of the project
 - We have to do it right!
 - Next 2 weeks are crucial to ensure that we can submit a nice P1 report in time
 - A few beneficiaries are way beyond the expected use of resources in the first year
 - Will follow them closely
 - We would like to have a continuous monitoring of the project
 - Let's try to follow the "rule" of a 3 month update from all beneficiaries regarding their financial information
- The PO is always available to help! Do not hesitate to contact us.