


# HAWC: first year results



**Sabrina Casanova for the HAWC  
Collaboration**

**RICAP 2016  
24-May-2016**

# Talk overview

## **Introduction:**

- Extensive Air Shower Arrays

## **HAWC detector:**

- Design, construction, performance

## **First Results:**

- Galactic Plane survey (new sources)
- Geminga detection
- Flaring blazars observations
- IceCube Event
- CR Anisotropy

# Gamma-Ray Observatories

**Wide FOV continuous operation**

**TeV sensitivity**

Satellites



**AGILE**  
**EGRET**  
**Fermi-LAT**

**Space-based**

EAS



**Milagro**  
**Tibet AS $\gamma$**   
**ARGO-YBJ**  
**HAWC**

**Ground-based**

IACT



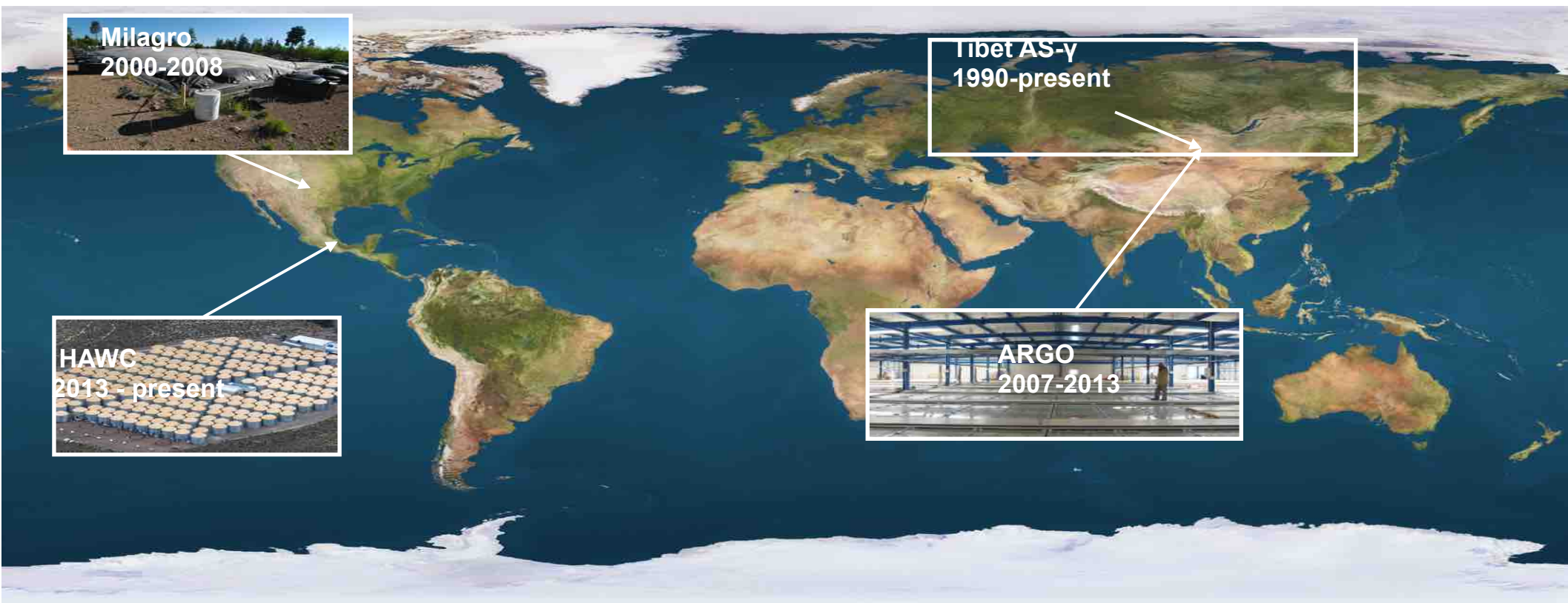
**H.E.S.S.**  
**MAGIC**  
**VERITAS**  
**CTA**

# EAS Detectors

- Main features:
  - Large active area  $>10^4$  m<sup>2</sup>.
  - High duty cycle  $>90\%$ .
  - Large FOV ( $\sim 2$ sr).

## WHAT CAN WE DO WITH EAS ?

- Highest energy gamma-rays ( $>10$  TeV)
- Continuous observation: Transient phenomena and flaring sources (e.g. GRBs, AGNs).  
Long duration light curves and multi-wavelength follow-up.
- Large gamma-ray structures: extended sources, Galactic Plane emission, Fermi bubbles, surveys
- Cosmic ray physics.



# HAWC Collaboration

## USA:

Pennsylvania State University  
University of Maryland  
Los Alamos National Laboratory  
University of Wisconsin  
University of Utah  
Univ. of California, Irvine  
University of New Hampshire  
University of New Mexico  
Michigan Technological University  
NASA/Goddard Space Flight Center  
Georgia Institute of Technology  
Colorado State University  
Michigan State University  
University of Rochester  
University of California Santa Cruz

## Mexico:

Instituto Nacional de Astrofísica, Óptica y Electrónica (INAOE)  
Universidad Nacional Autónoma de México (UNAM)  
Instituto de Física  
Instituto de Astronomía  
Instituto de Geofísica  
Instituto de Ciencias Nucleares  
Universidad Politécnica de Pachuca  
Benemérita Universidad Autónoma de Puebla  
Universidad Autónoma de Chiapas  
Universidad Autónoma del Estado de Hidalgo  
Universidad de Guadalajara  
Universidad Michoacana de San Nicolás de Hidalgo  
Centro de Investigación y de Estudios Avanzados  
Instituto Politécnico Nacional  
Centro de Investigación en Computación - IPN

## Poland:

Instytut Fizyki Jądrowej im. Henryka  
Niewodniczańskiego - Polskiej Akademii Nauk

## Germany:

Max-Planck-Institut für Kernphysik



# HAWC Milestones

- Feb, 2011: Beginning of the construction.
- Summer 2011: VAMOS engineering array (7 tanks).
- October 2012: 30 tanks, first results.
- August 2013: beginning of science operations.
- March, 2015: Detector inauguration.
- April, 2016: First year catalog.



24-May-2016

Sabrina Casanova

# High Altitude Water Cherenkov Detector

- 4100 meter site in Mexico
- 22,000 m<sup>2</sup> detector area.
- 300 4.5m high, 7.3m diameter Water Cherenkov Detectors
- 100 GeV - 100 TeV Sensitivity
- Average Angular Resolution (68% Cont.) 0.5°.
- Strengths:
  - Wide field-of-view
  - Extreme high-energy reach
- Main Background: Hadronic cosmic rays
  - Crab Nebula: 400 photons/day
  - Background: 15000 cosmic rays/second





# Mapping the Northern Sky in High-Energy Gamma Rays

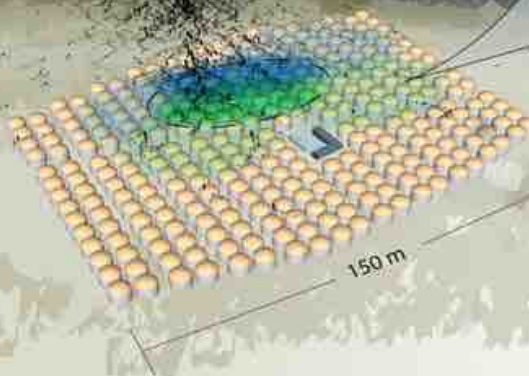
## HAWC Observatory

HAWC operates day and night, providing a large field of view for the observation of the highest energy gamma rays.



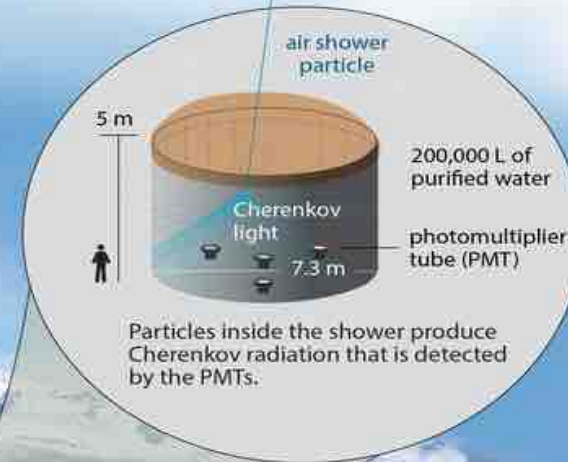
Pico de Orizaba (5,626 m)

HAWC is located at 4,100 m above sea level, covering an area of 20,000 m<sup>2</sup>.



## Water Cherenkov tank

HAWC comprises an array of 300 tanks that record the particles created in gamma-ray and cosmic-ray showers.



Particles inside the shower produce Cherenkov radiation that is detected by the PMTs.

## Gamma rays vs cosmic rays

HAWC selects gamma rays from among a much more abundant background of cosmic rays.

gamma-ray shower



"hot" spots concentrate around the core

cosmic-ray shower



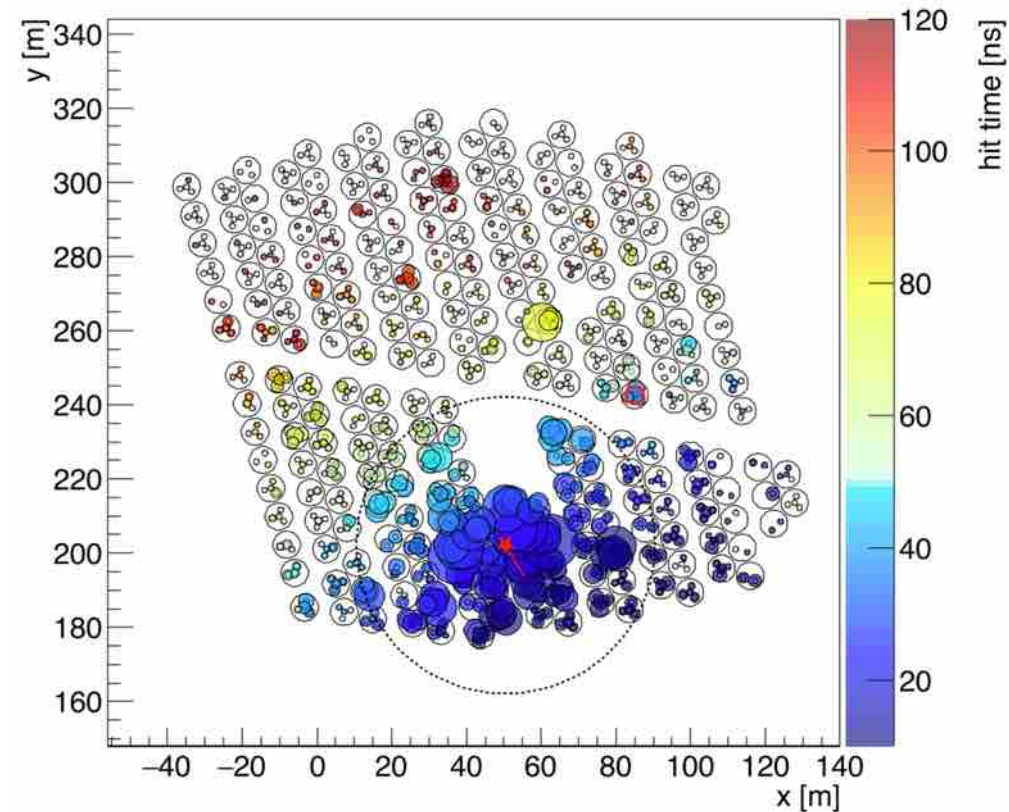
"hot" spots are more dispersed



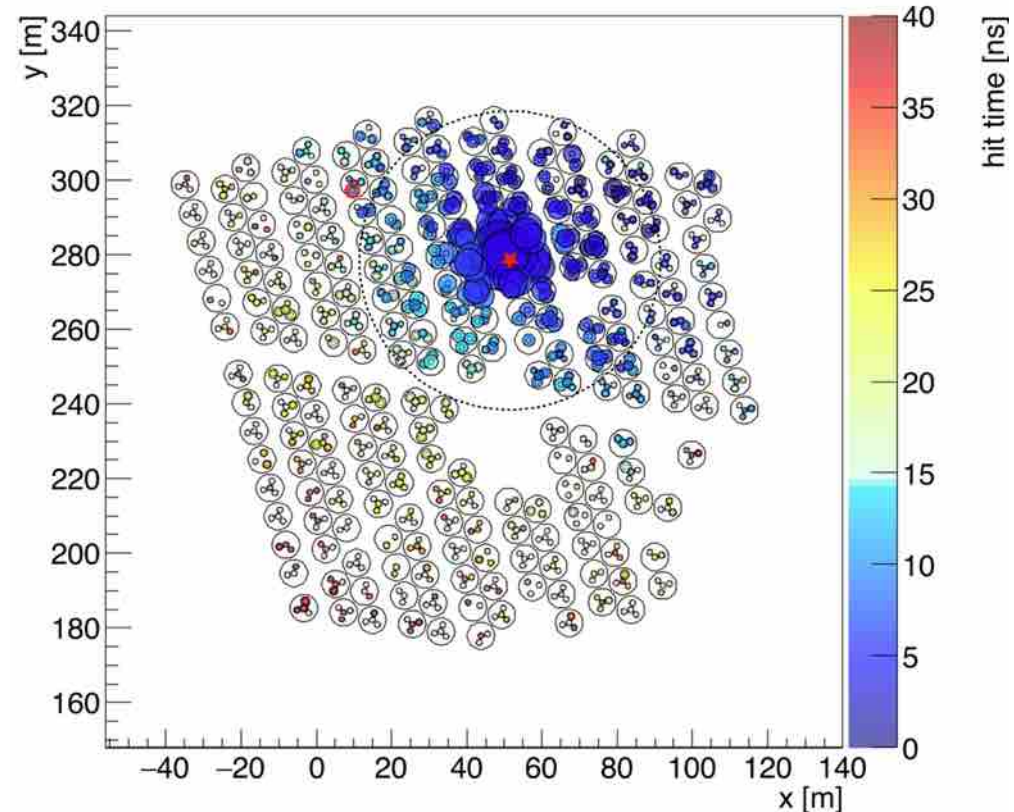
# Gamma/Hadron Separation

- Main background is hadronic CR, e.g. 400  $\gamma$ /day from the Crab vs 15k CR/s.
- In gamma-ray showers, most of the signal at ground level is located near the shower axis.
- In charged cosmic rays tend to "break apart", much messier signals at ground level.

HAWC Data – **Hadron Shower**

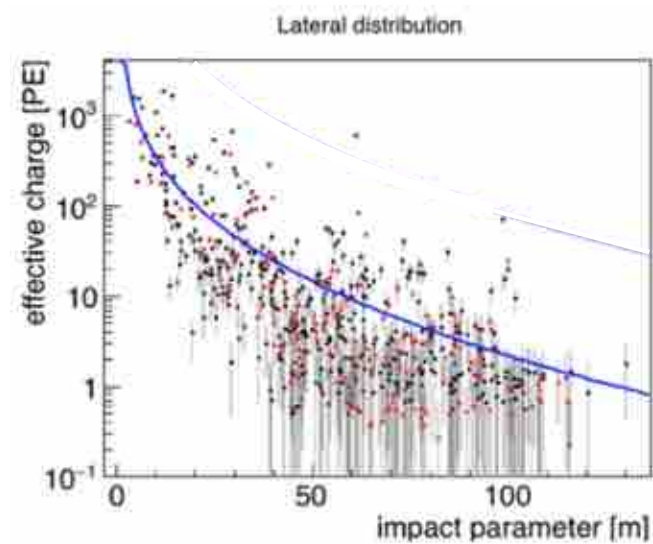


HAWC Data – **Likely Gamma Ray**

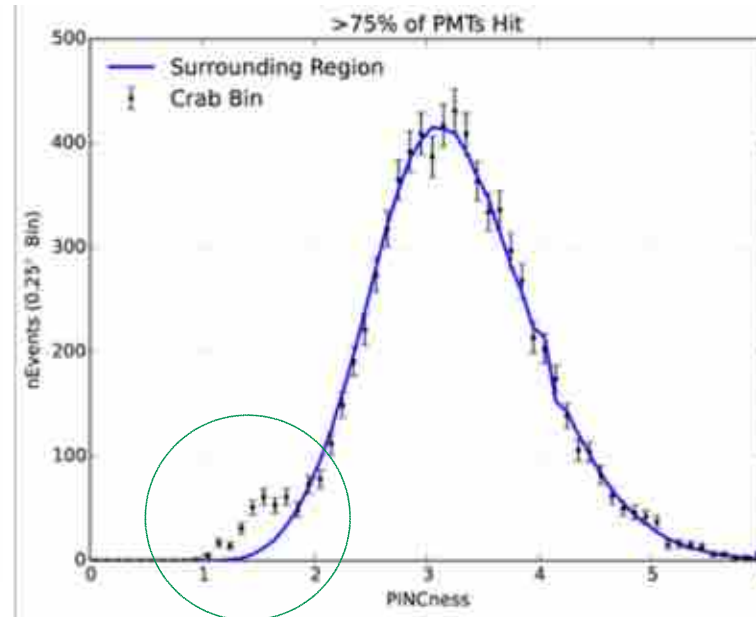


# Gamma/Hadron Separation

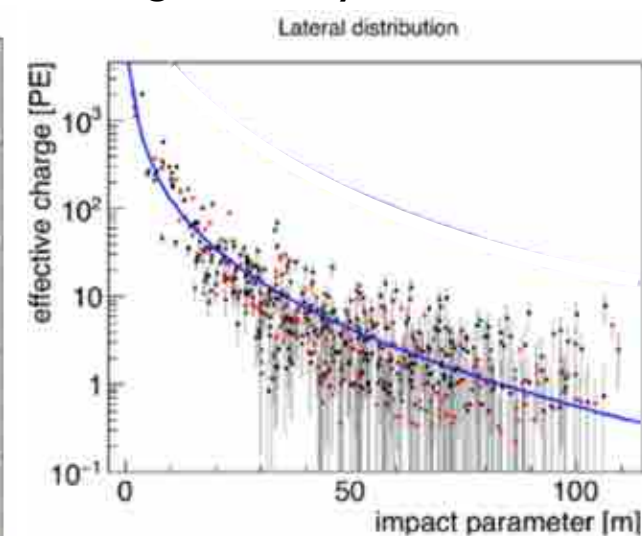
hadronic event



gamma/hadron parameter



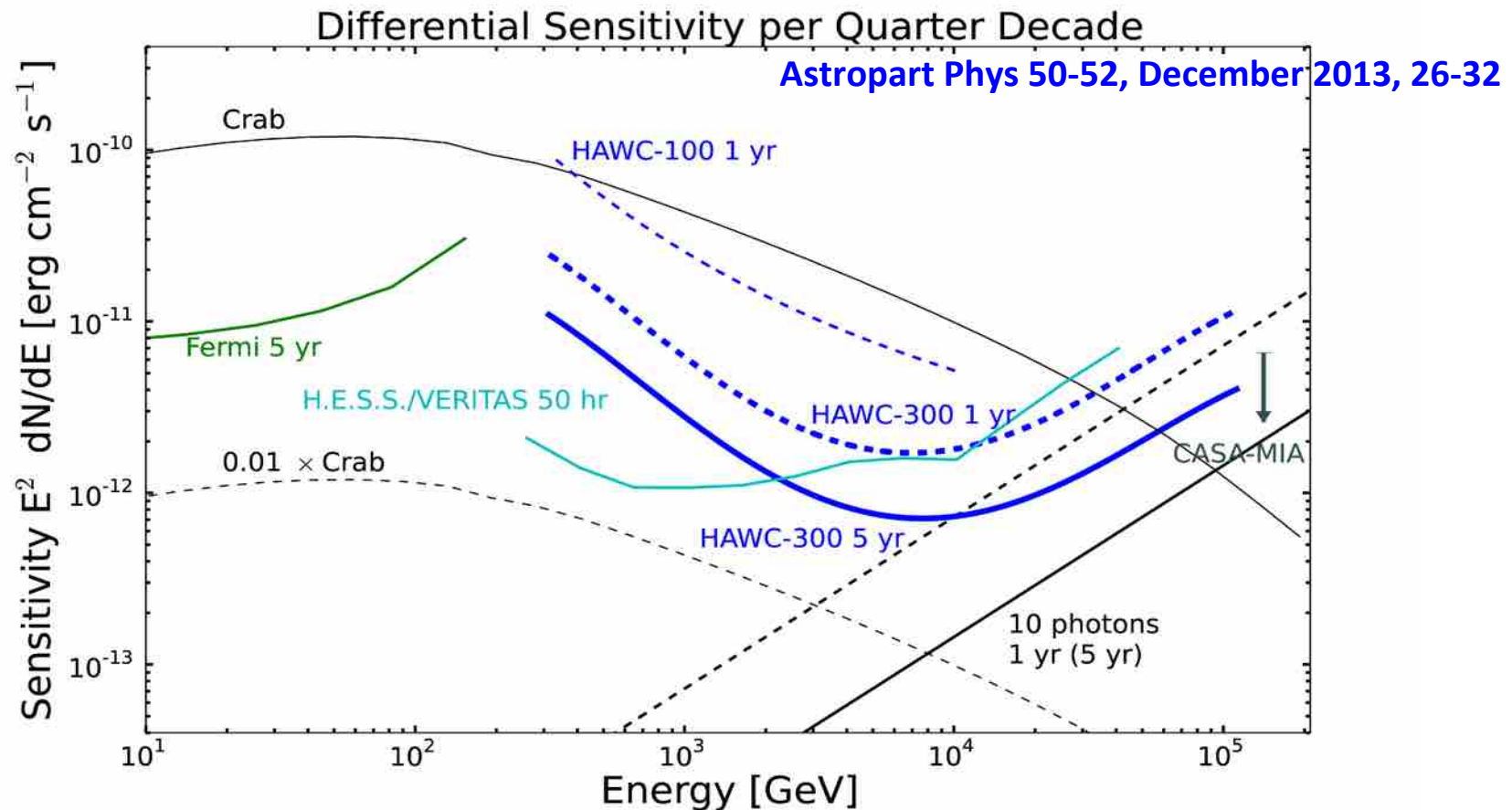
gamma ray-like event



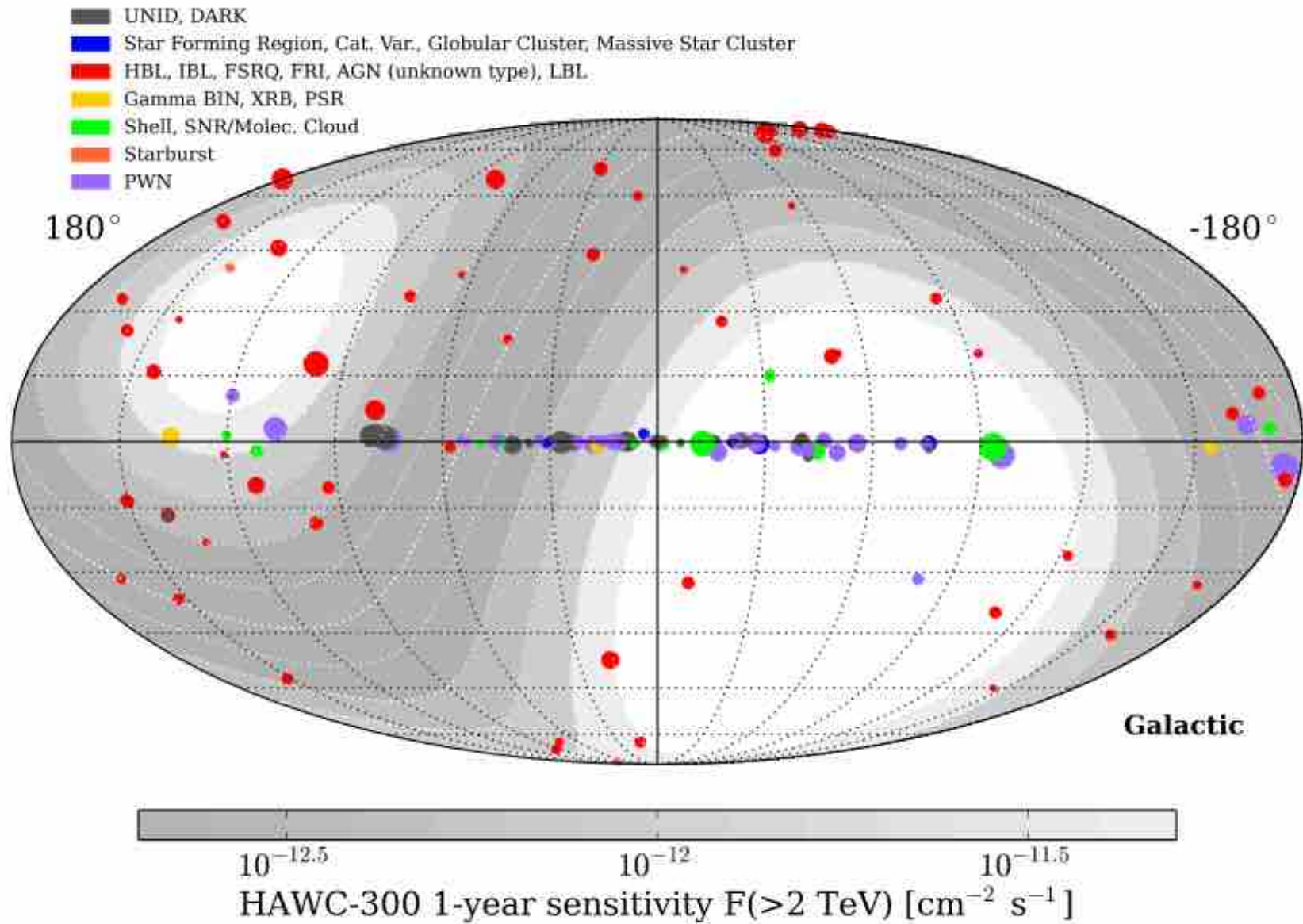
- We compute the distribution *PINCness* for a region around the Crab.
- Scale the "background" region to the same solid angle as the bin around the Crab.
- Only events with >75% of PMTs hit were used

# HAWC Sensitivity

- Instantaneous sensitivity 15-20x less than IACTs.
- Exposure (sr/yr) is 2000-4000x higher than IACTs. Survey > half sky to 40 mCrab [ $5\sigma$ ] (1yr) and < 20mCrab [ $5\sigma$ ] (5yr)

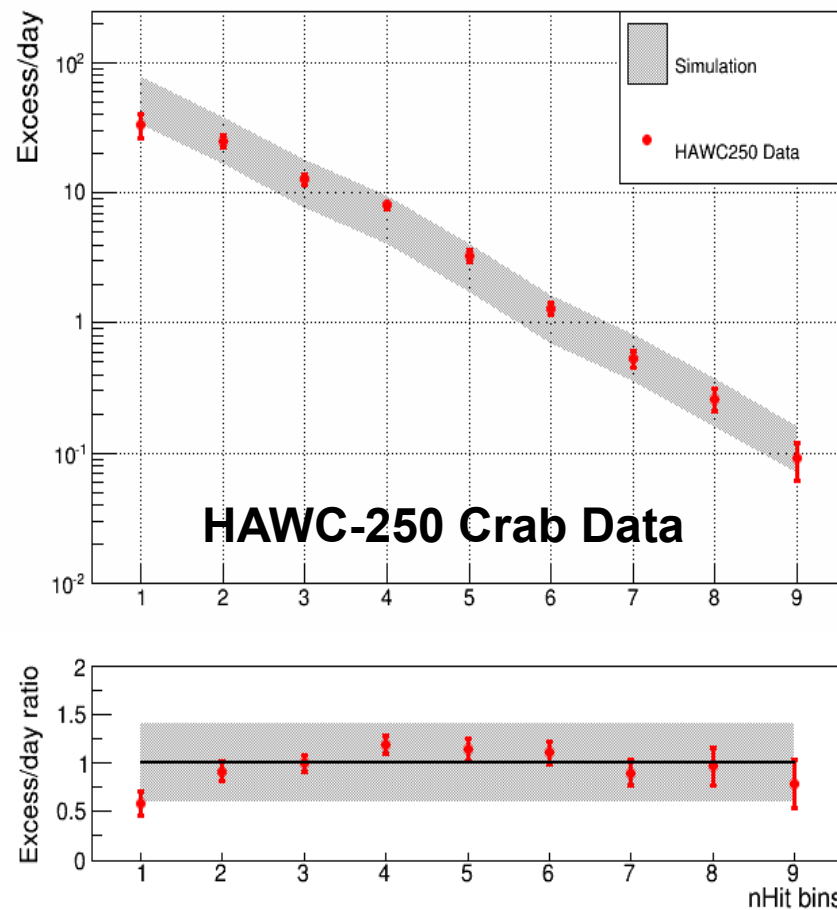


# HAWC FOV



# Crab Nebula: Performance Benchmark

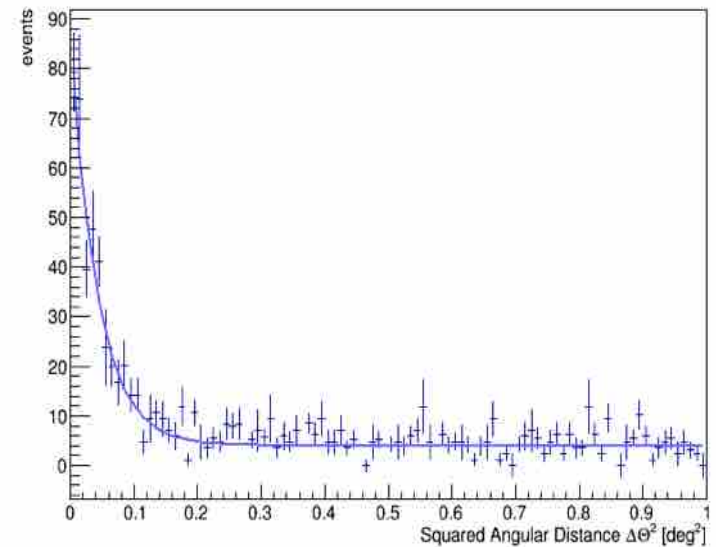
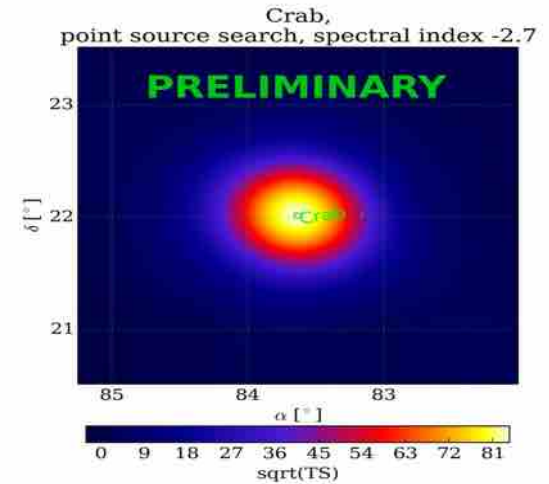
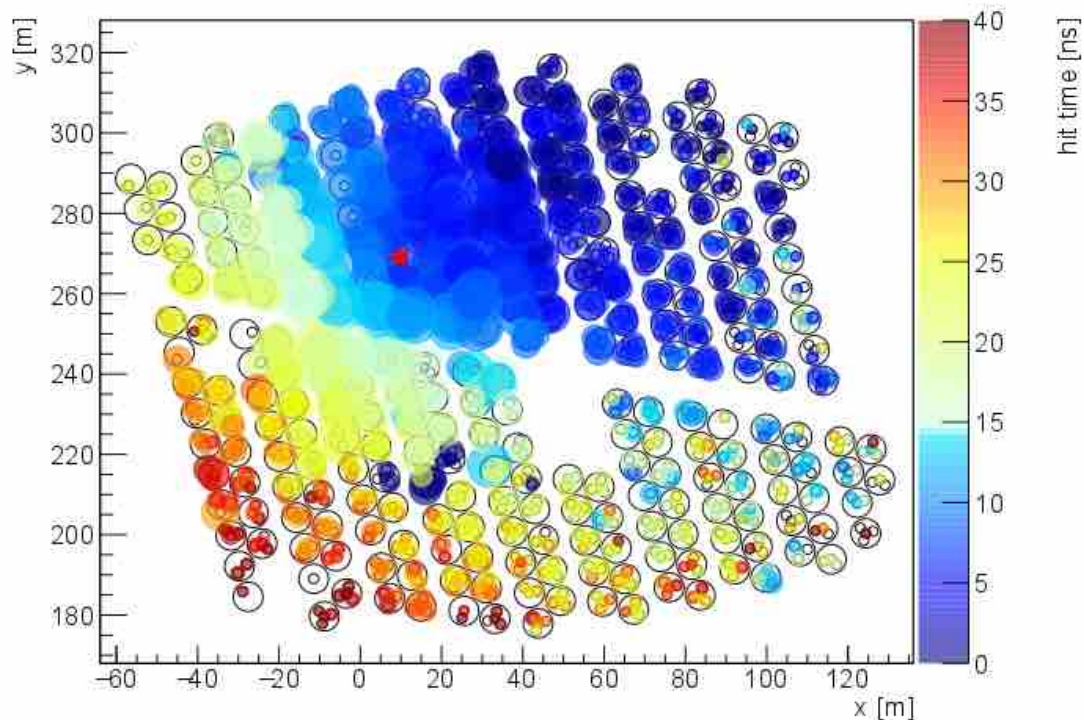
Salesa Greus, ICRC 2015



Seeing the Right Number of Gamma Rays...

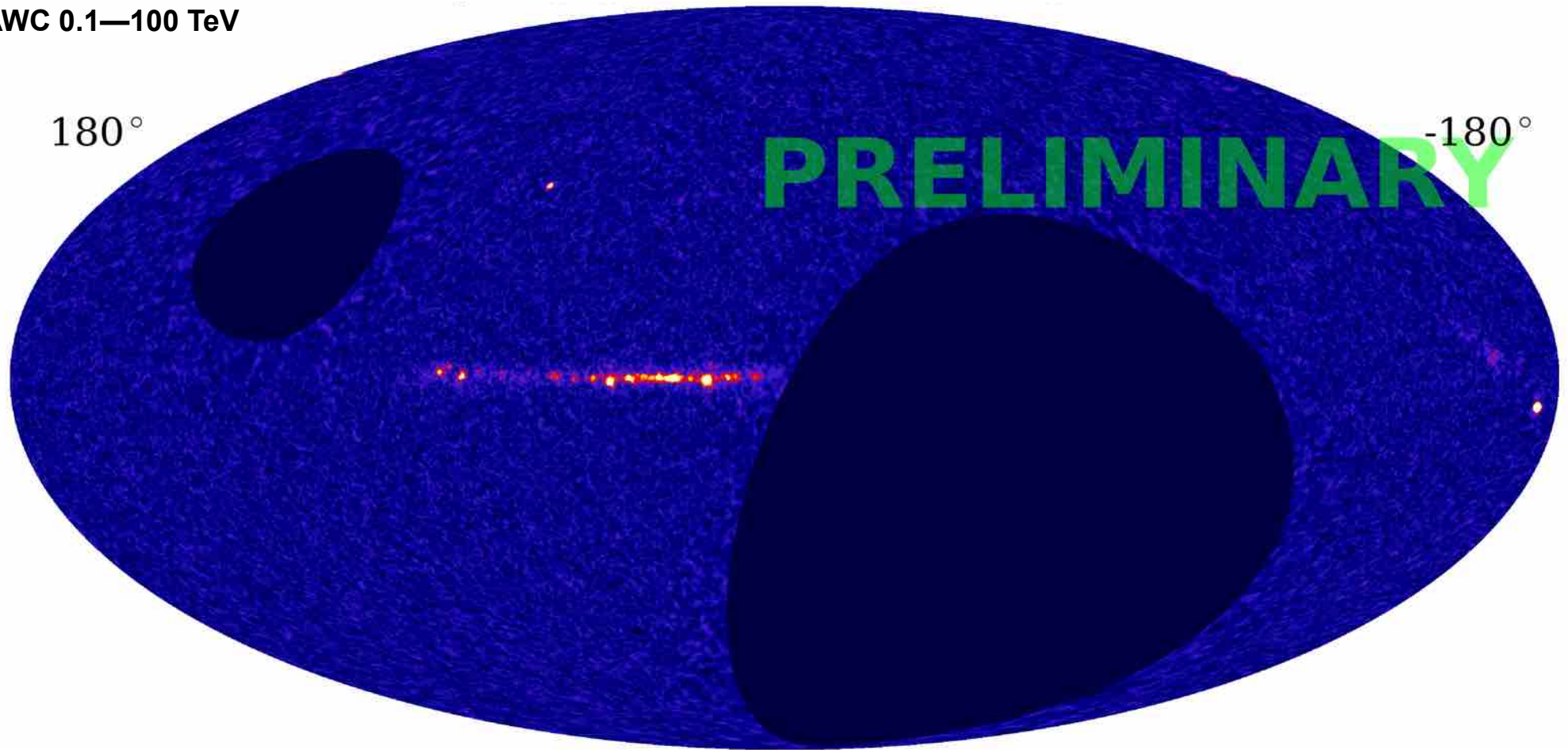
# The Crab Nebula

- Crab Nebula detected with high significance  $\sim 85\sigma$  in 1 yr.
- Gamma-like event of  $\sim 60\text{TeV}$  within 0.25 deg from the Crab position.
- It was used to test our angular resolution and g/h cuts.



# HAWC SkyMap 340 Days

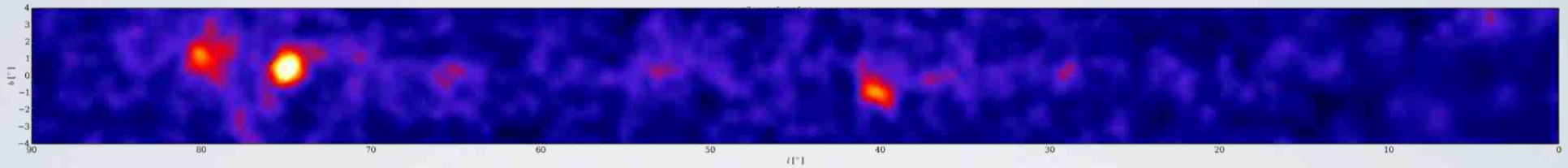
HAWC 0.1—100 TeV



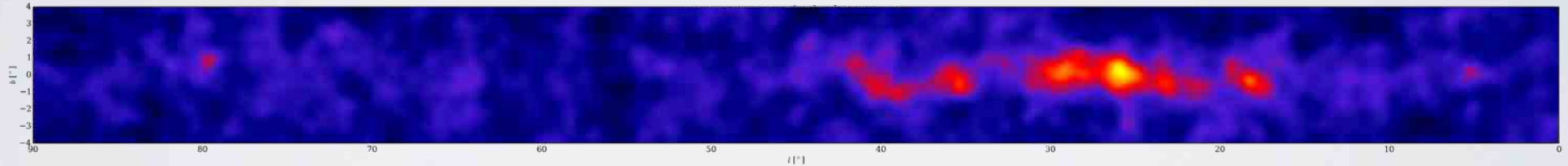
sqrt(TS)

# Galactic Plane

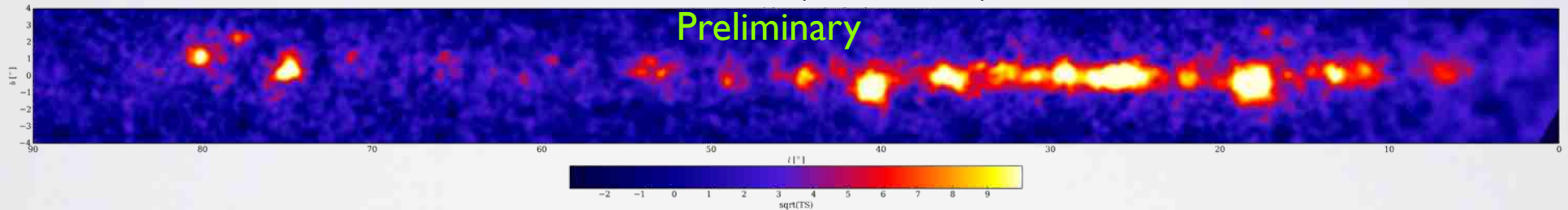
Milagro (2000-2008)



HAWC Pass I (2013-2014)



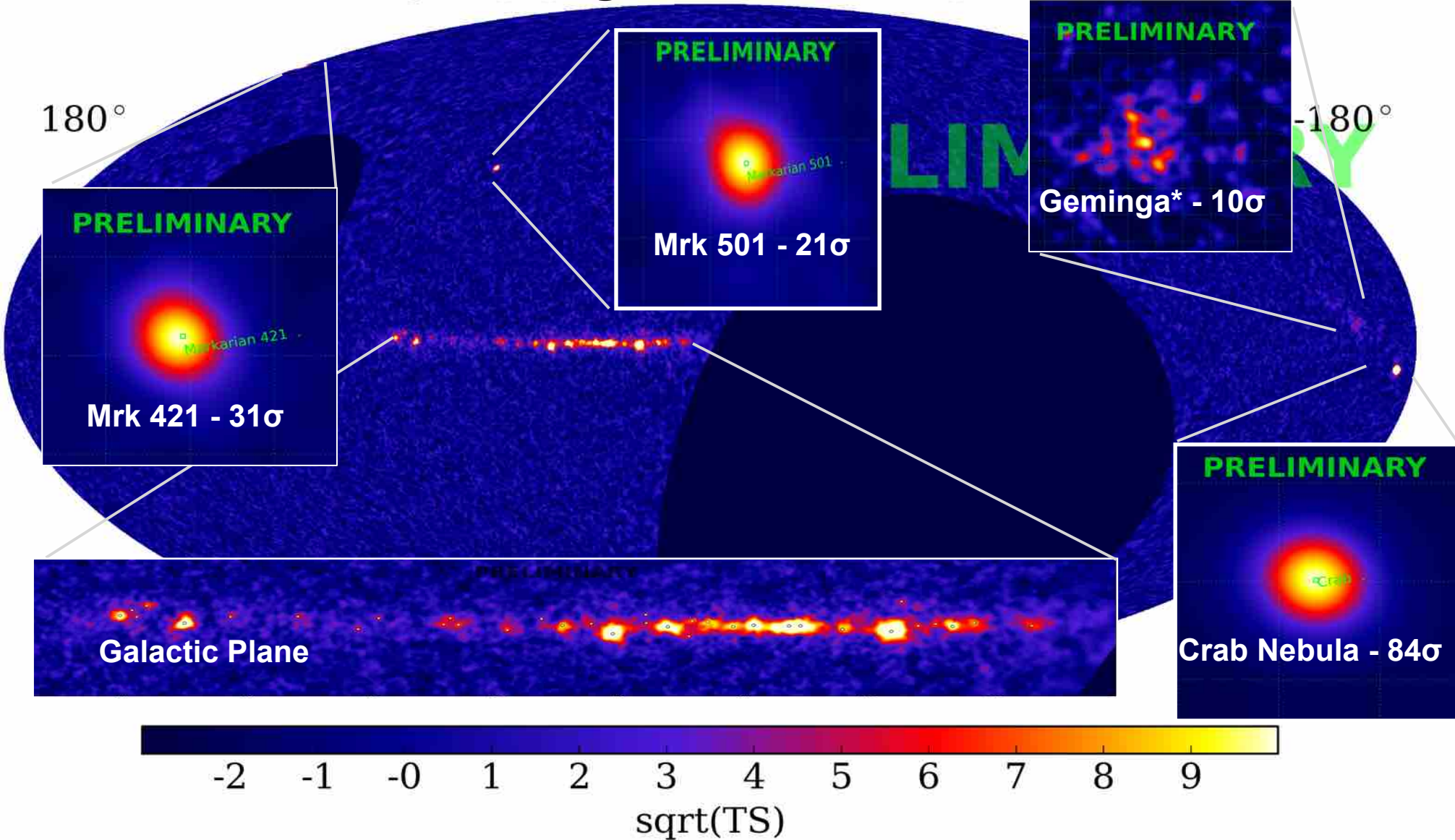
HAWC Pass 4 (2014-2015)



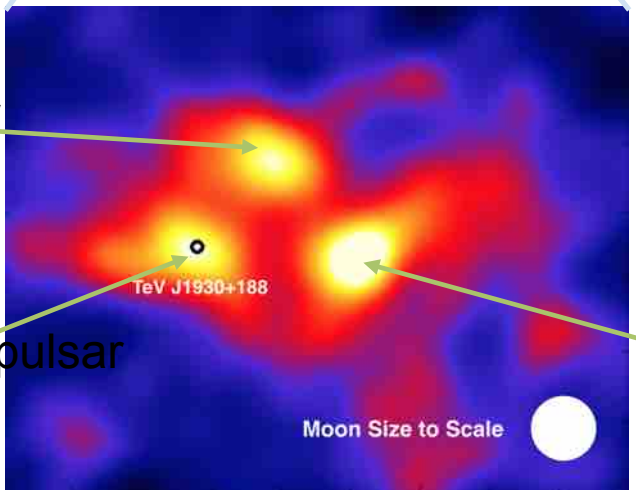
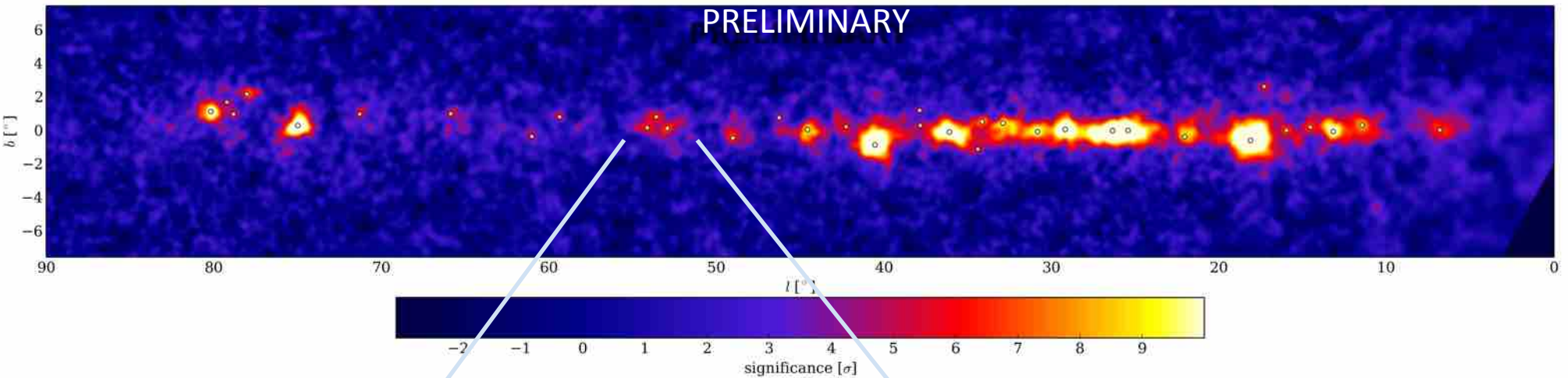
HAWC is about 15 more sensitive with lower energy threshold and more sensitive towards Galactic centre (HAWC is located more south with respect to Milagro) .



# HAWC SkyMap 340 Days



# HAWC View of the Galactic Plane



**New:** Association unclear

**~40 sources seen in first year  
25% are new!**

SNR with very energetic pulsar

**New:** Pulsar ~8kpc (26,000 ly) away

**Paper in preparation!**

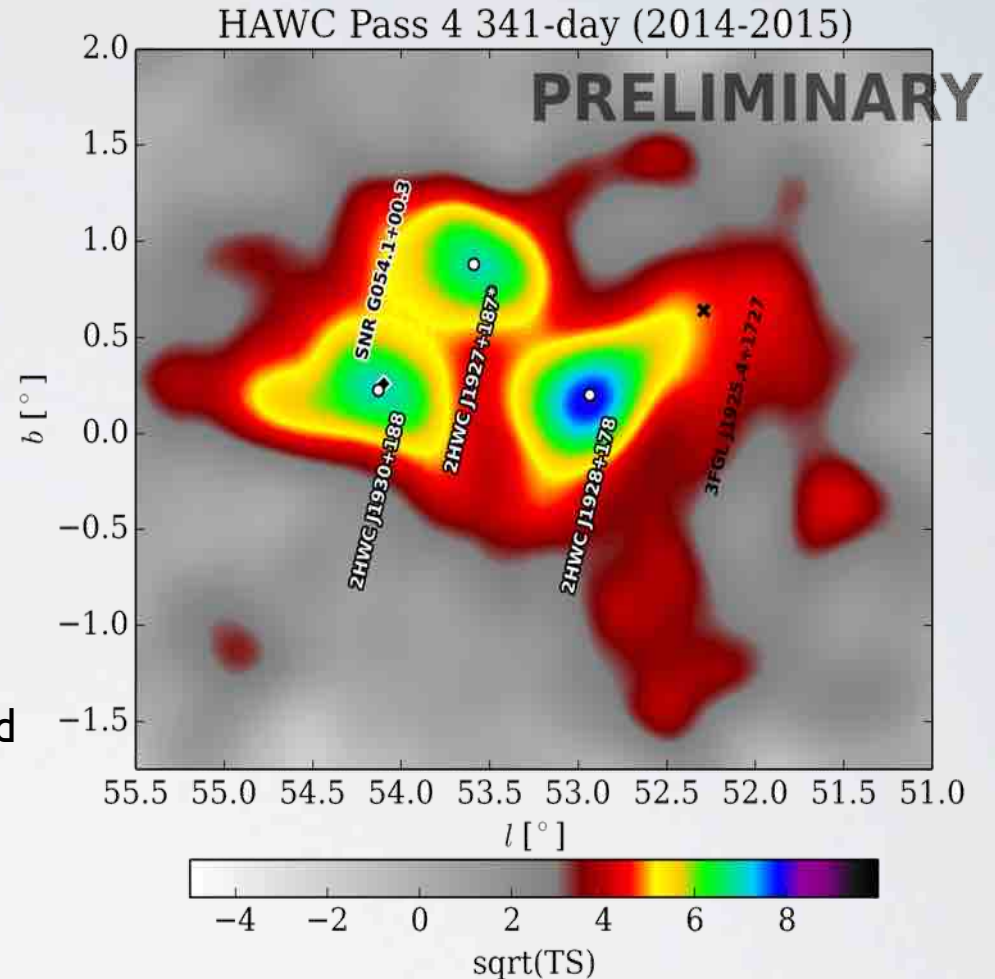
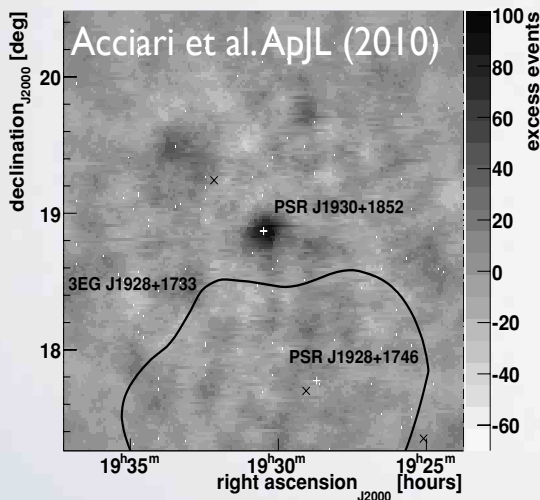
## New TeV emission region

2HWC J1927+187\*

- $\sim 7\sigma$  pre-trials
- current blind search algorithm identify this region associated with 2HWC J1930+188, ongoing analysis on spatial morphology

2HWC J1930+188

- coincident with VER J1930+188 (SNR G54.1+00.3 / PSR J1930+1852)
- TeV emission was reported to be point-like and likely from PWN
- nearby molecular CO cloud



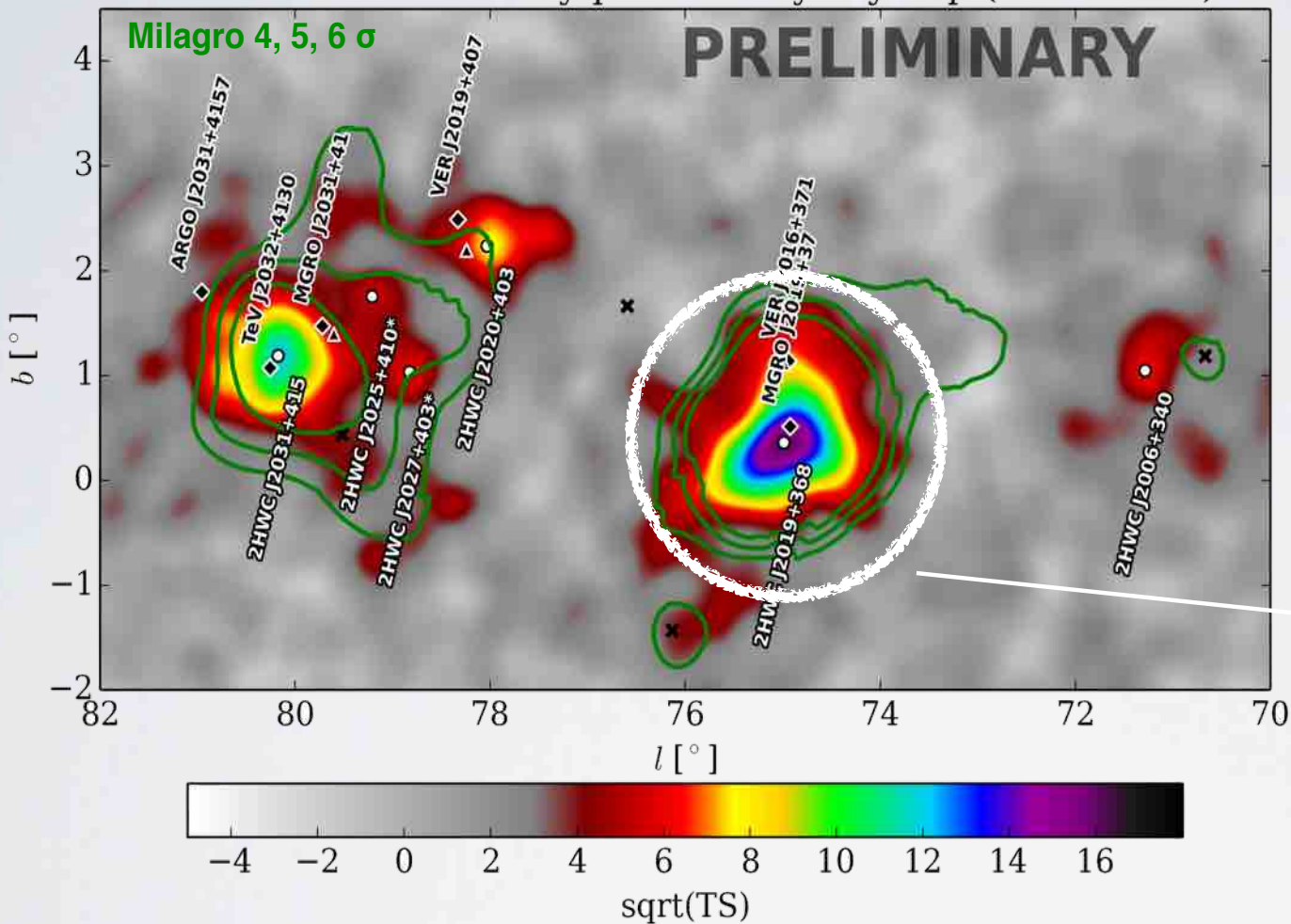
## New TeV source

2HWC J1928+178

- $\sim 8\sigma$  pre-trials
- coincident with PSR J1928+1746
- tail towards unidentified source 3FGL J1925.4+1727
- VERITAS point source upper limit  $\sim 1.4\%$  of Crab

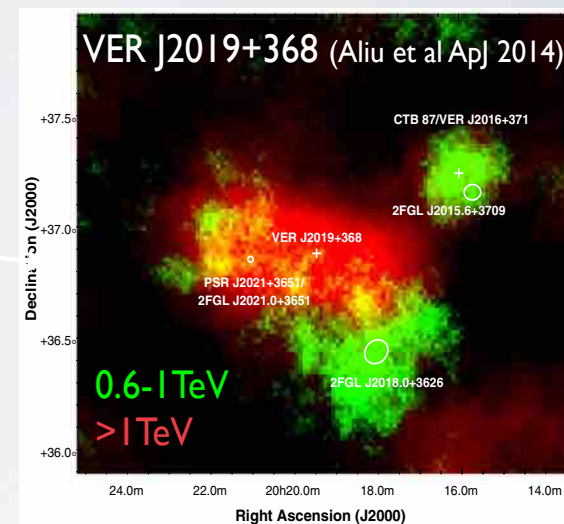
# Cygnus Region

HAWC Pass 4 341-day preliminary skymap (2014-2015)



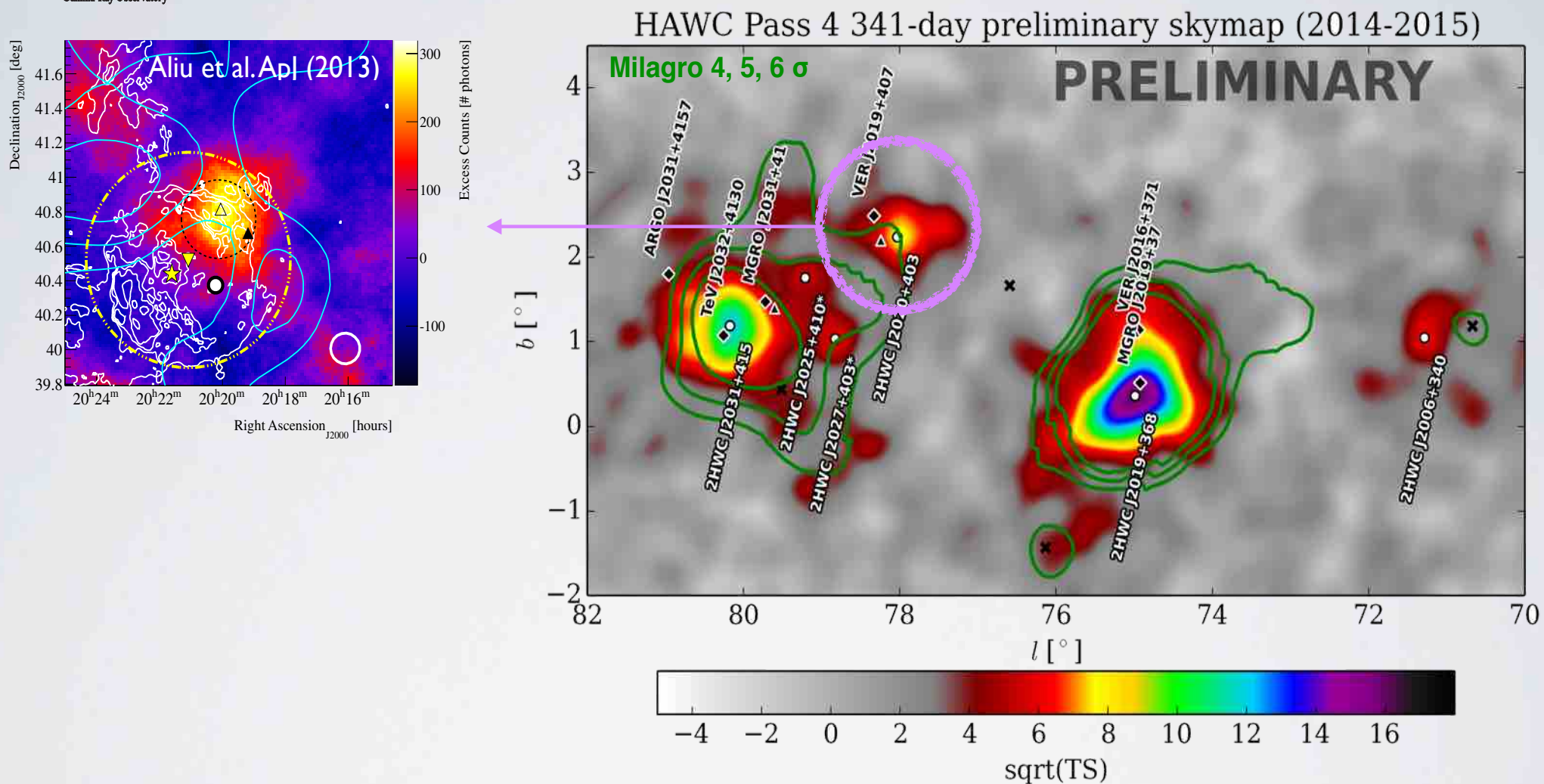
New TeV source  
2HWCJ2006+340:

- $>6\sigma$  pre-trials
- $0.6^\circ$  from unidentified source 3FGL J2004.4+3338



2HWC J2019+368 is coincident with MGRO J2019+37 and VER J2019+368

- extended emission including PSR J2021+3651 and HII region Sh 2-104

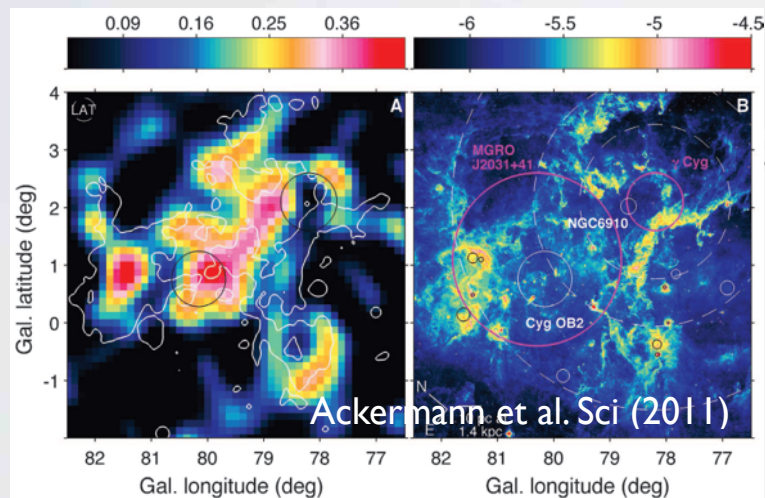
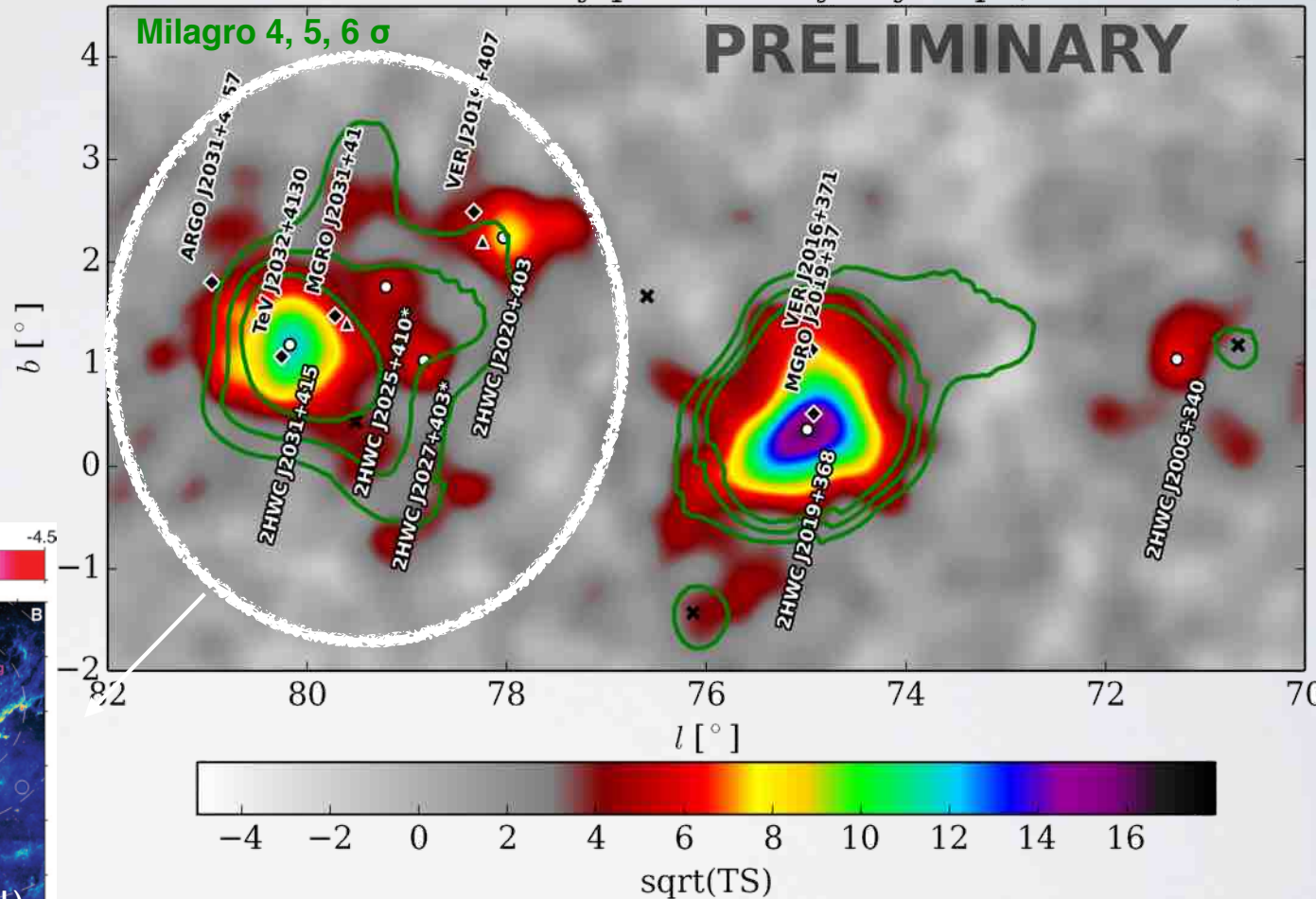
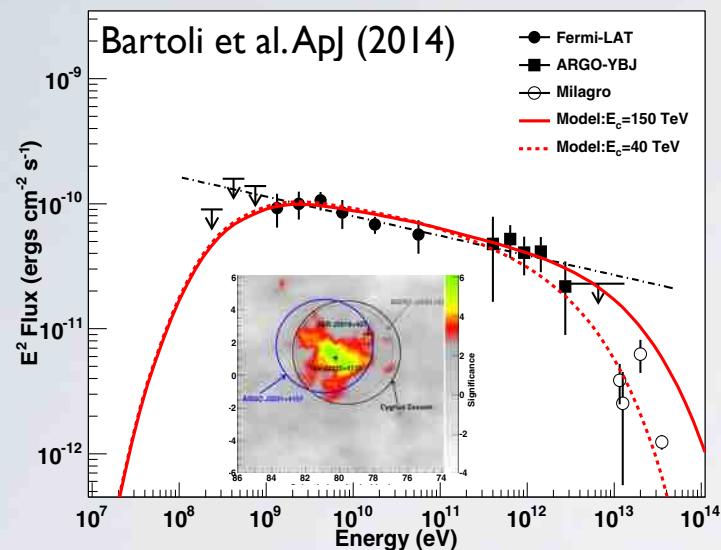


MGRO J2031+41 is resolved into two distinct TeV sources:

- 2HWC J2031+415 — TeV J2032+4130, a PWN
- 2HWC J2020+403 — VER J2019+407, UID encompassing SNR G78.2+2.1 and PSR J2021+4026
- extended emission region 2HWC J2025+410\* and 2HWC J2027+403\* at Fermi cocoon / ARGO superbubble region

# Cygnus Region

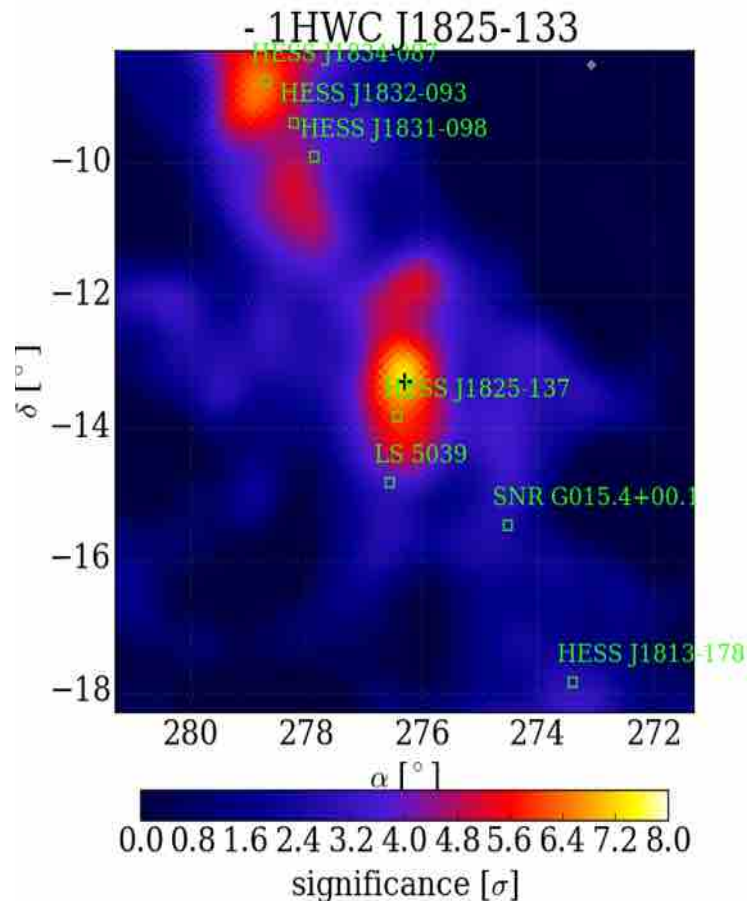
HAWC Pass 4 341-day preliminary skymap (2014-2015)



two distinct TeV sources:

- 2HWC J2031+415 — TeV J2032+4130, a PWN
- 2HWC J2020+403 — VER J2019+407, UID encompassing SNR G78.2+2.1 and PSR J2021+4026
- extended emission region 2HWC J2025+410\* and 2HWC J2027+403\* at Fermi cocoon / ARGO superbubble region

# HAWC-III Galactic Plane Analysis

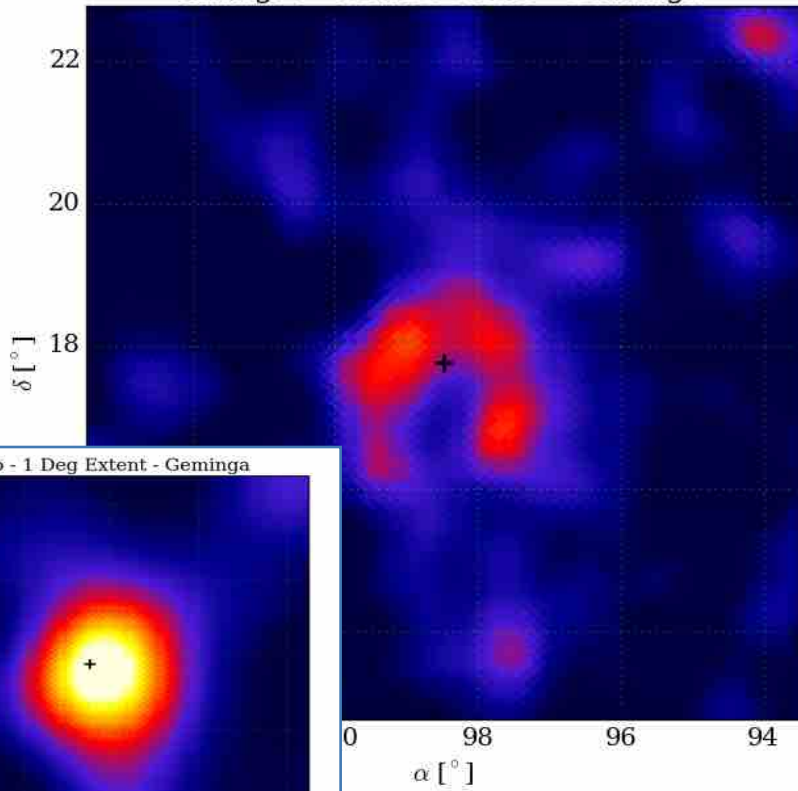


## 1HWC J1825-133

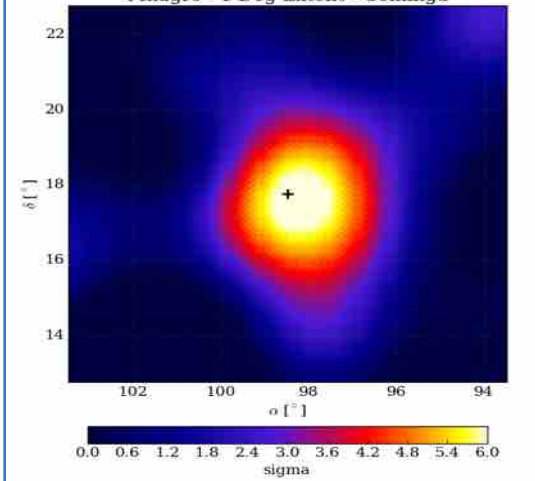
- Coincident with Pulsar Wind Nebula HESS J1825-137
- HESS Collaboration:
  - Claims spectrum hardens from  $E^{-2.6}$  to  $E^{-2}$  from  $1^{\circ}$  to the center of the pulsar.
  - Interprets as electrons cooling and streaming from the central pulsar.

# Geminga

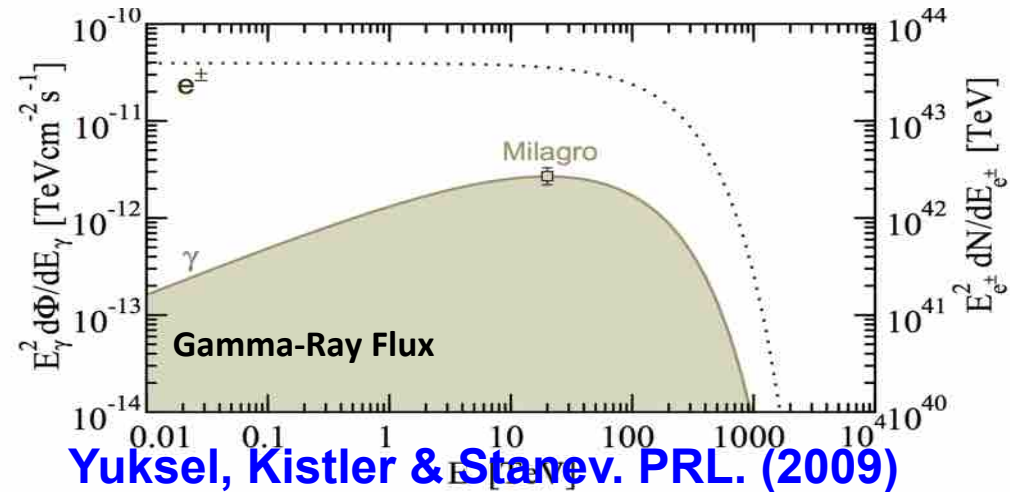
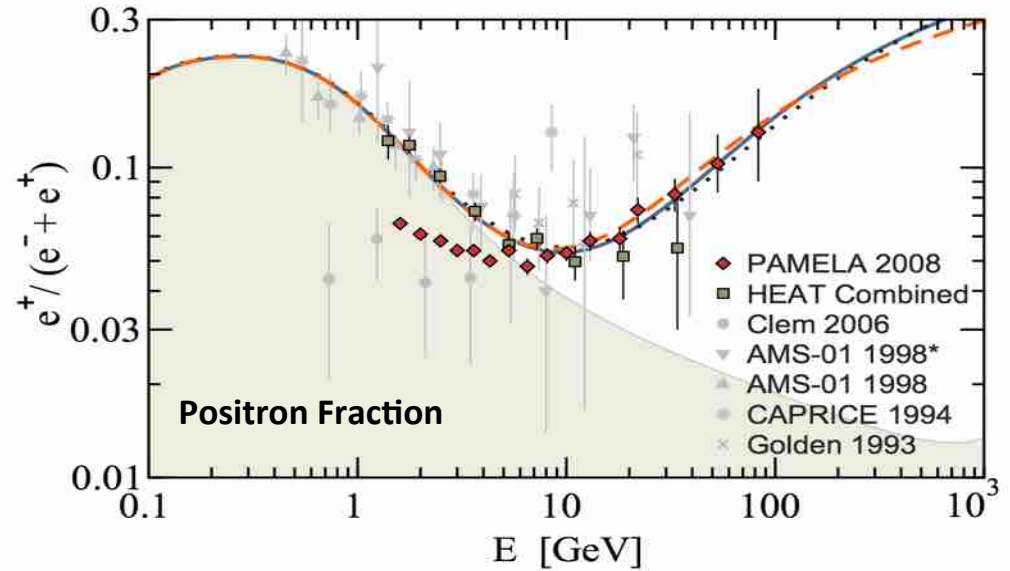
Milagro - Point Source - Geminga



Milagro - 1 Deg Extent - Geminga



- Extended TeV emission discovered by Milagro.
- Contributor to positron excess?

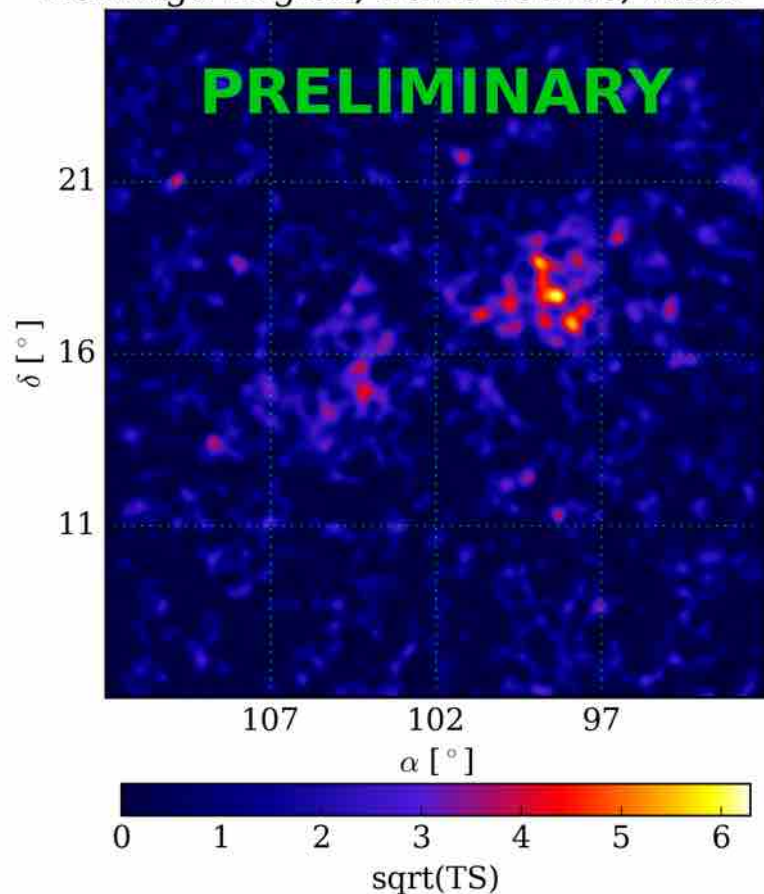


Yuksel, Kistler & Stanev. PRL. (2009)

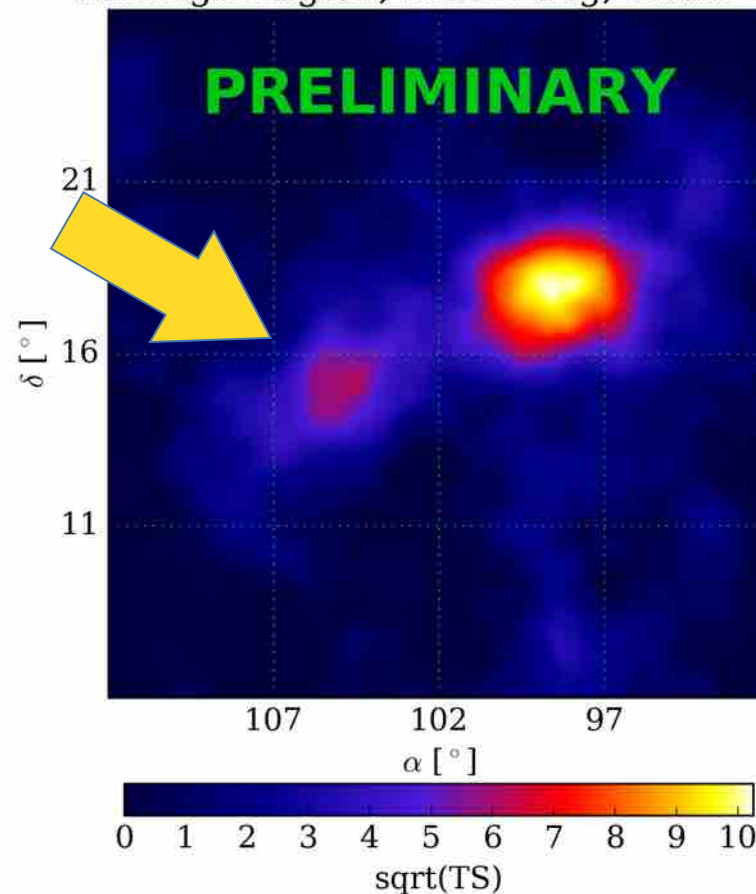


# Geminga Region

Geminga Region, Point Source, index -2.2



Geminga Region, Disk 2 deg, index -2.2



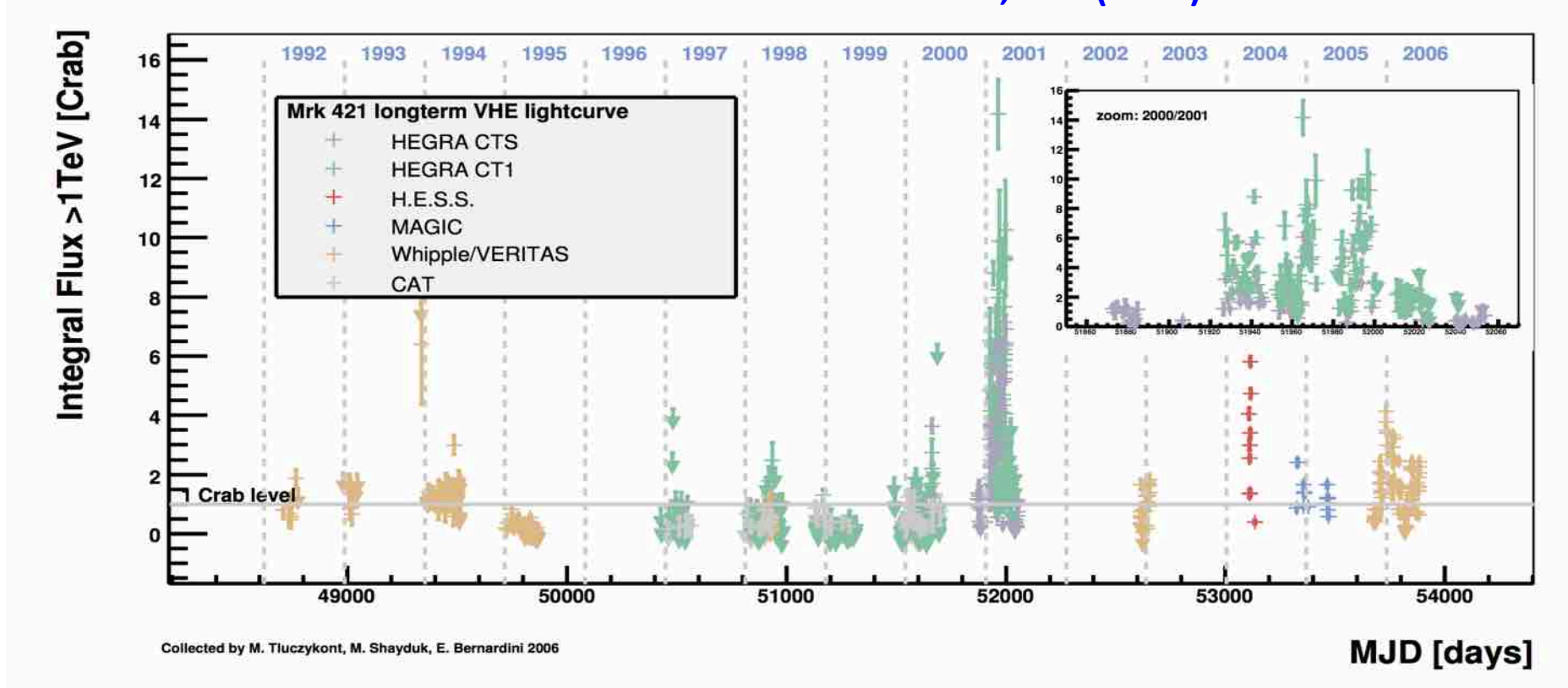
- Confirmation ( $\sim 10\sigma$  pre-trial) of Geminga (PSR J0633+1746) by HAWC.
- Evidence ( $\sim 6\sigma$  pre-trial) of a new extended source near PSR B0656+14.
- Both pulsars are similar in age and distance.

**Paper in preparation!**

# Transients

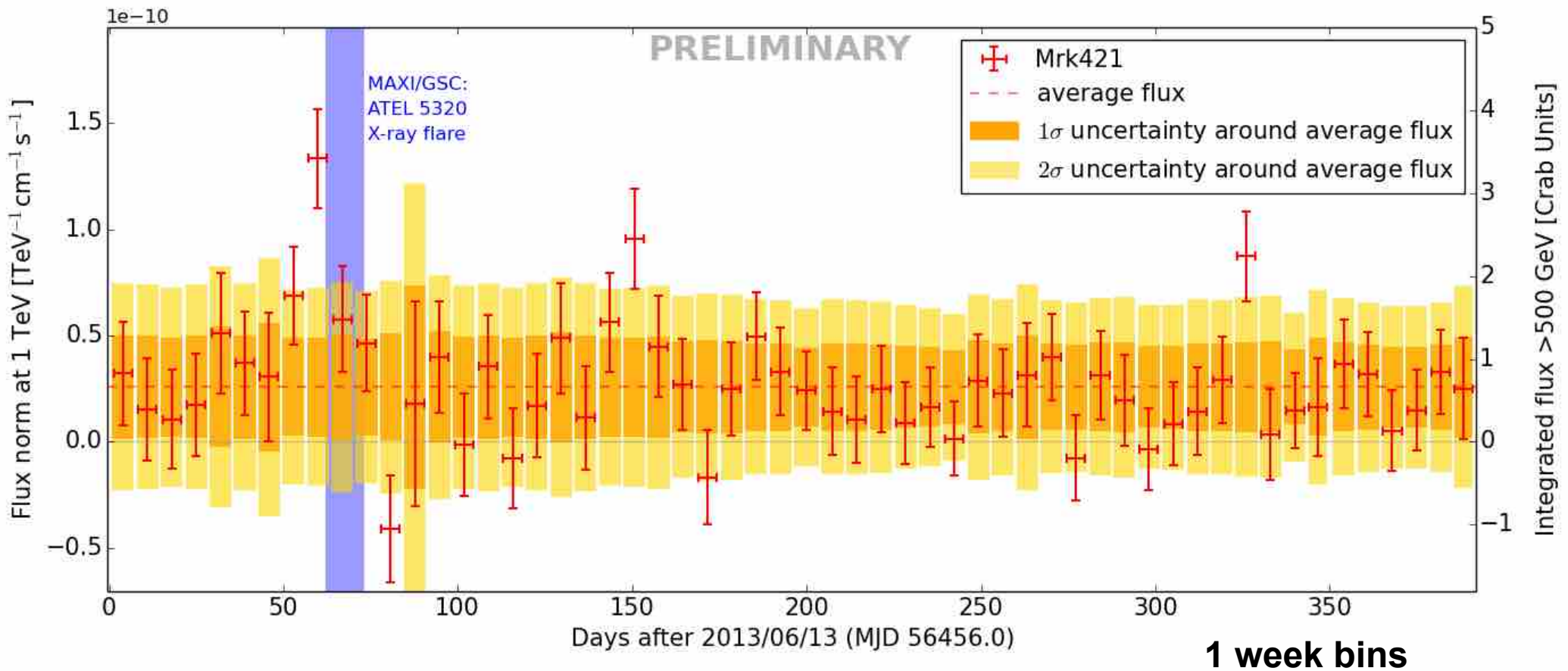
- Around 60 known TeV Active Galactic Nuclei (AGN), yet most of the extragalactic sky has not been surveyed.
- HAWC's  $5\sigma$  sensitivity is (10, 1, 0.1) Crab in (3 min, 5 hrs, 1/3 yr).

A&A 524, A48 (2010)

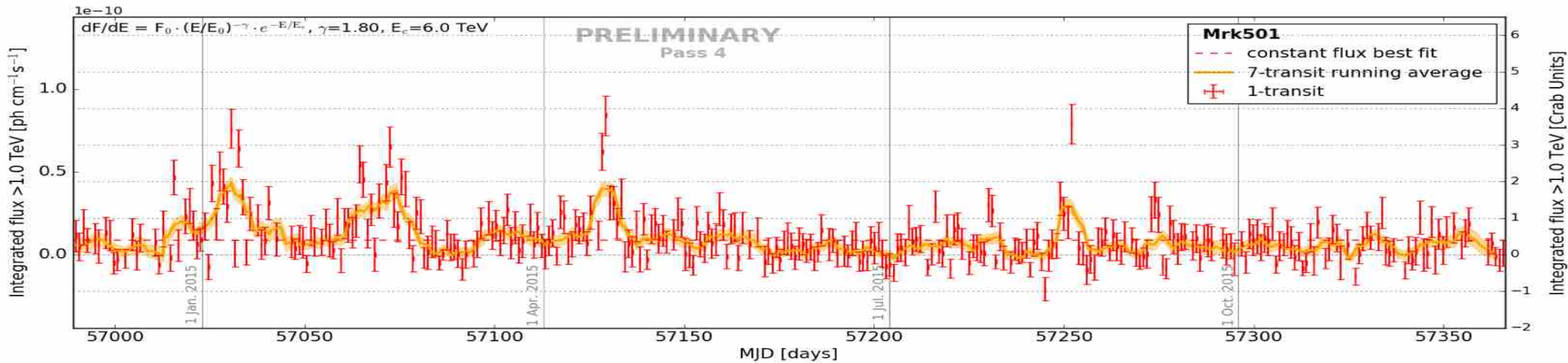
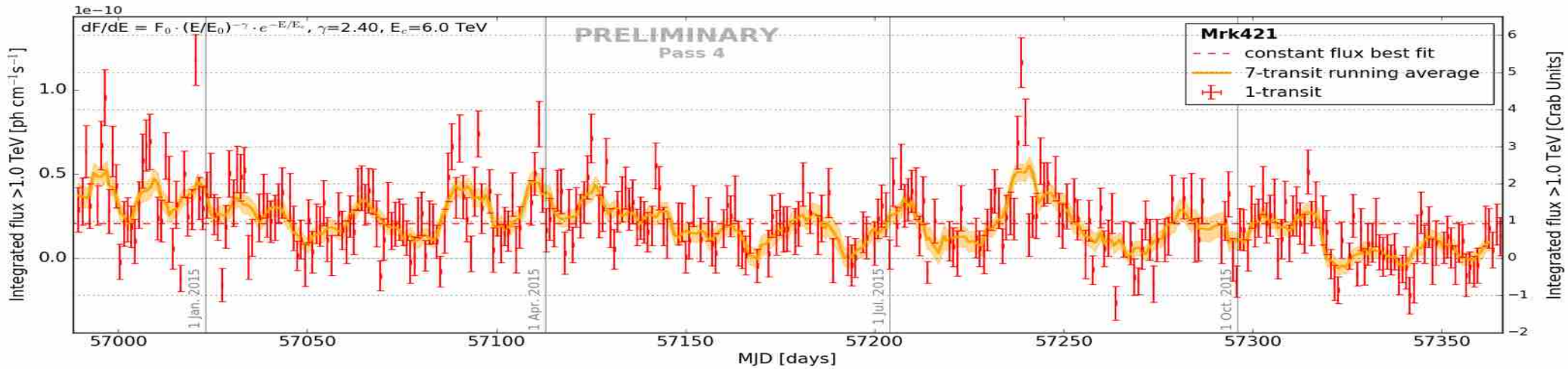


# Mrk 421

- Data from 2013/06/13 to 2014/07/09 in early HAWC data.
- HAWC coincident with the onset of a X-ray flare (ATEL 5320).



# Mrk 421 & Mrk 501



# First HAWC alert!

## HAWC detection of increased TeV flux state for Markarian 501

ATel #8922; *Andrés Sandoval (IF-UNAM), Robert Lauer (UNM), Joshua Wood (UMD) on behalf of the HAWC collaboration on 7 Apr 2016; 23:38 UT*

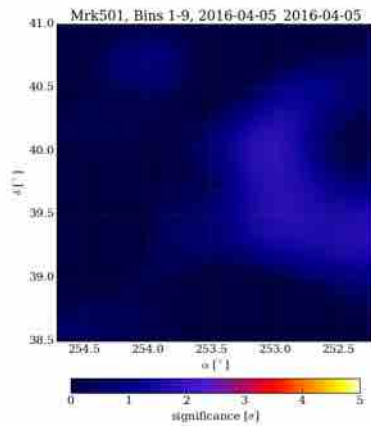
Credential Certification: C. Michelle Hui (c.m.hui@nasa.gov)

Subjects: Gamma Ray, TeV, VHE, Request for Observations, AGN, Blazar

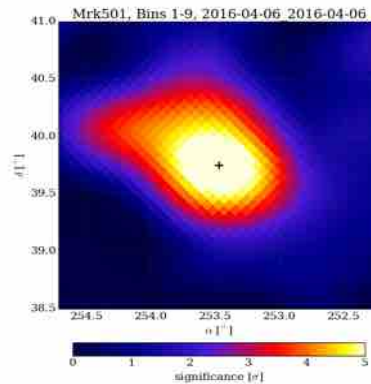
Twitter Recommend 15

The HAWC Observatory measured an increased gamma-ray flux from the direction of the BL Lac Markarian 501 ( $z=0.033$ ) at the level of  $(4.88 \pm 1.05) \times 10^{-11}$  photons  $\text{cm}^{-2} \text{s}^{-1}$  above 1 TeV when averaged during the 6 hour transit over HAWC on April 6, 2016 (MJD 57484.31 - 57484.56) which is 2.2 times the average Crab flux observed by HAWC. For the following transit on April 7, 2016 (MJD 57485.30 - 57485.55), a decreased but still above-average flux of  $(2.78 \pm 0.09) \times 10^{-11}$  photons  $\text{cm}^{-2} \text{s}^{-1}$  was observed, 1.3 times the Crab flux seen by HAWC. The flux on April 6 lies 4-sigma above the average flux of  $0.89 \times 10^{-11}$  photons  $\text{cm}^{-2} \text{s}^{-1}$  that was measured for this source by HAWC during the previous year. The flux level on April 7 is 2-sigma above this average and seems to indicate a declining but on-going high flux state. All flux values are obtained from a maximum likelihood fit under the assumption of a fixed spectral shape with power law index of 1.8 and exponential cut-off at 6 TeV. These spectral parameters are the best fit results for HAWC data from Markarian 501 collected between November 2014 and December 2015. HAWC is a TeV gamma ray water Cherenkov array located in the state of Puebla, Mexico that monitors 2/3 of the sky every day with an instantaneous field of view of  $\sim 2$  sr. The HAWC contact people for this analysis are Robert Lauer (University of New Mexico, rjlauer@unm.edu) and Michelle Hui (Marshall Space Flight Center, c.m.hui@nasa.gov).

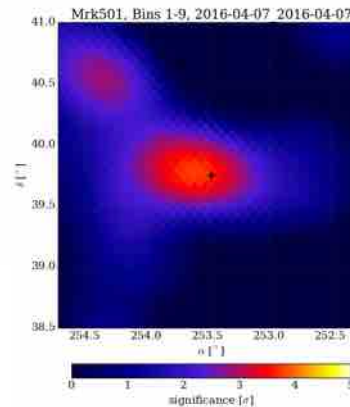
## Astronomer's Telegram to alert community of activity.



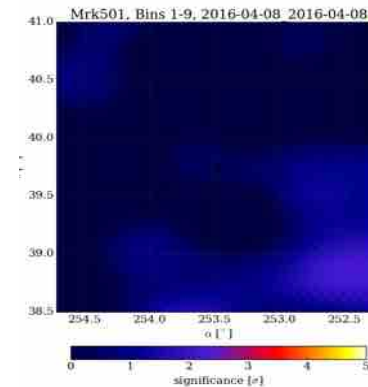
April 5, 2016



April 6, 2016



April 7, 2016



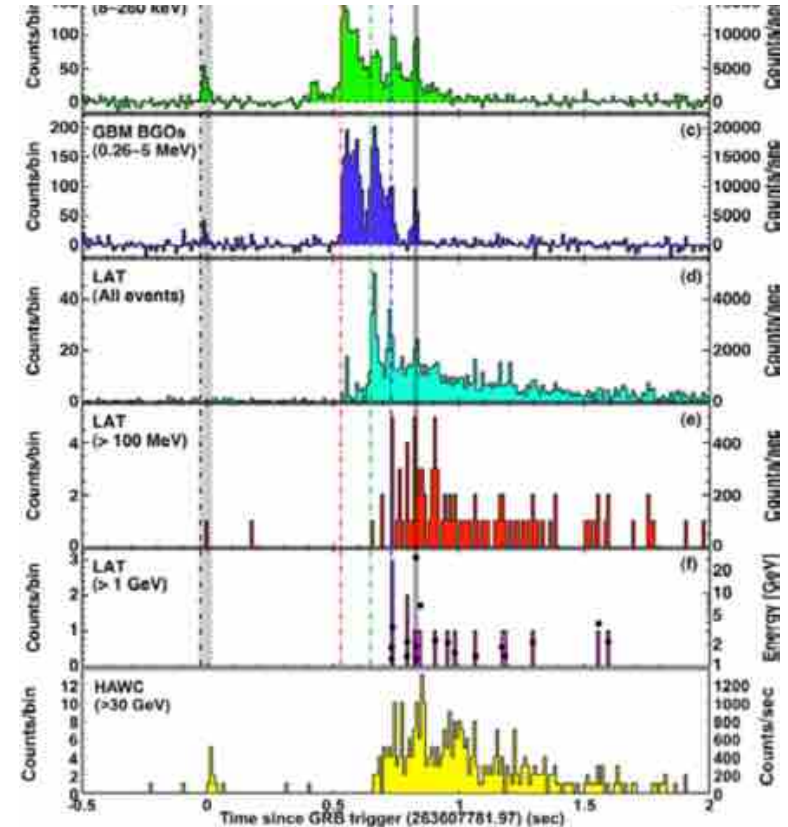
April 8, 2016

- HAWC has just started to provide prompt notification of flaring activity.
- Monitoring all gamma-ray sources visible to HAWC every day.

# Perspectives for GRB detection



- Assume spectrum extends to 125 GeV and attenuation with EBL model of Gilmore
  - HAWC: 200 events from GRB 090510 if near zenith
    - ~few background events
  - Major Improvements!
    - Low-threshold DAQ
    - 10-inch PMTs
- HAWC would observe 100s of events for spectrum to only 31 GeV



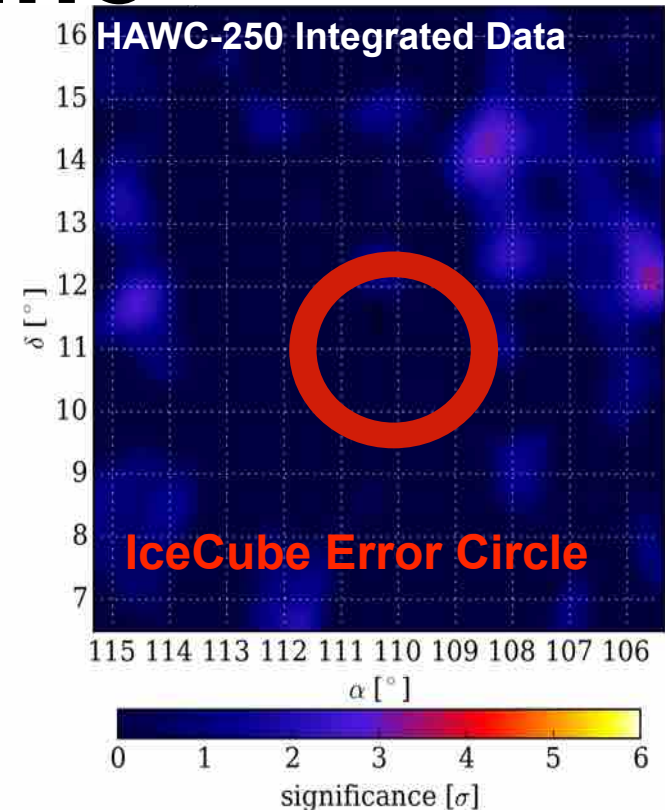
# HAWC Follow-up on 2.6 PeV IceCube Neutrino

## IceCube Event

- Highest energy pointed astrophysical track-like event
- June 11, 2014, 4:54 UTC. (RA,Dec) = (110.3, 11.5)
- HAWC-111 live (pass1). Several hours out of HAWC's FOV.
- Searches:
  - Integrated dataset (Steady, Aug 2013-May 2015)
  - Next Day / Prior Day
  - $\pm 2$  and  $\pm 5$  days around the event.
  - All searches consistent with cosmic-ray background.

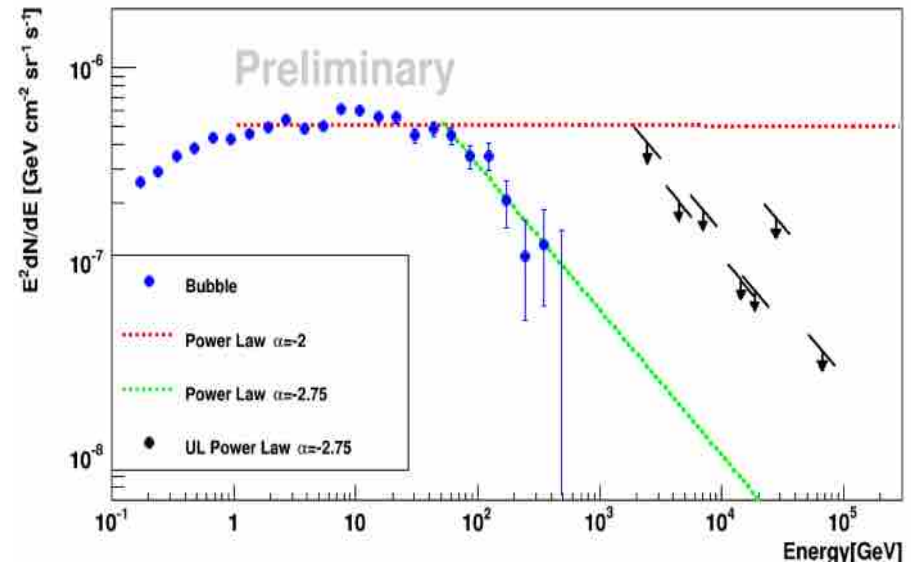
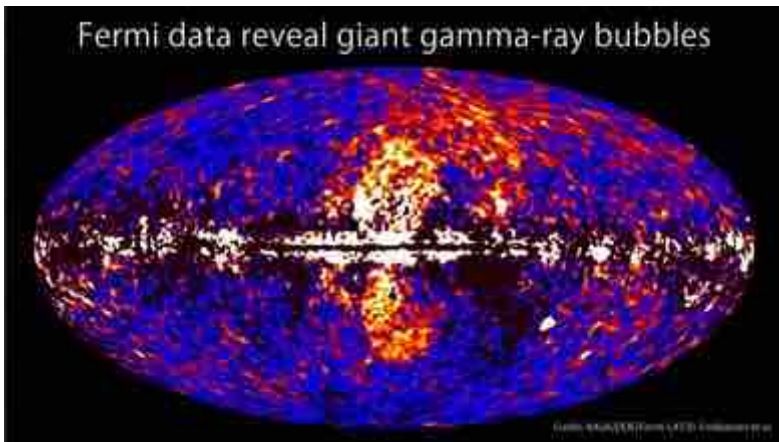

The steady neutrino flux, assuming it is evenly divided among  $N_s$  sources (IceCube, PRL 2014), should be detectable in HAWC in a year if photons are not attenuated.

We can set constraining limits on every IceCube event in the HAWC FOV.



IceCube ATel: #7856  
HAWC Follow-up ATel: #7868

# Fermi Bubbles



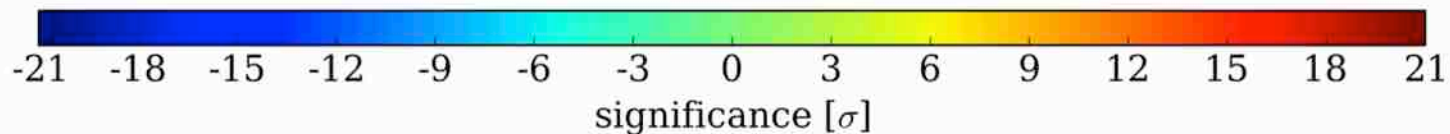
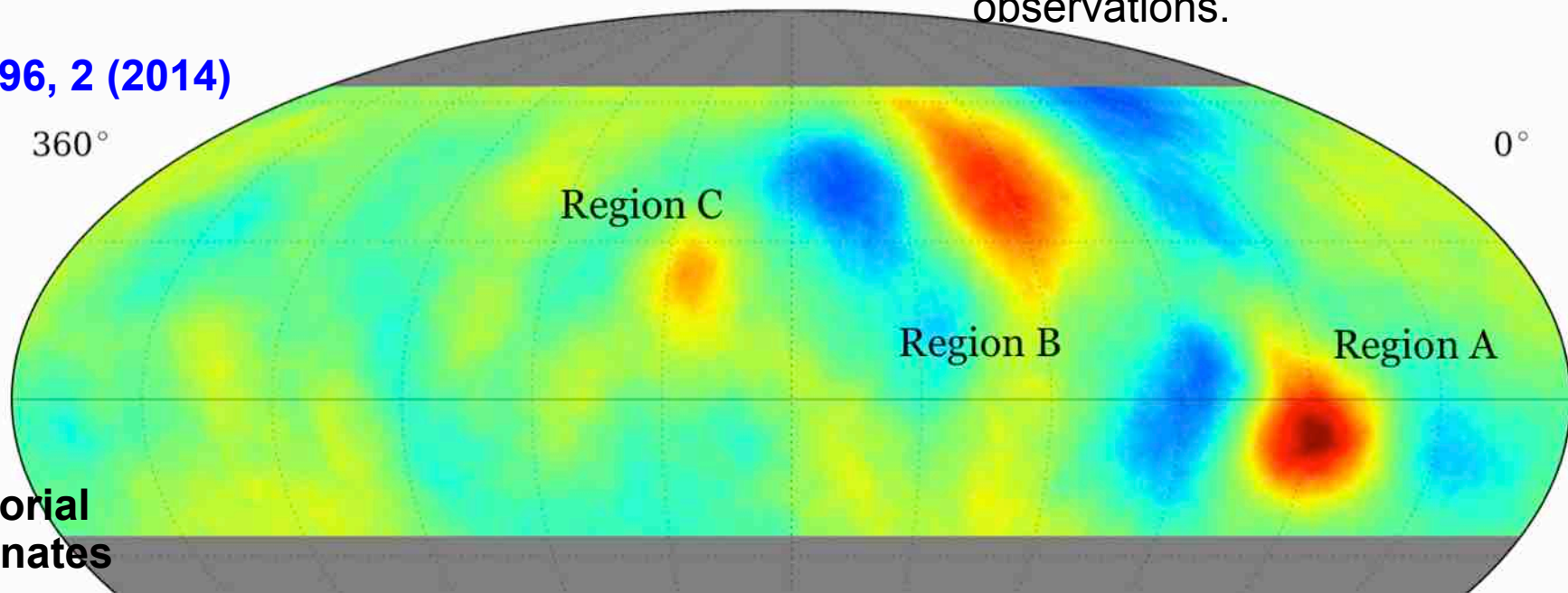
- Large-scale, non-uniform structures extending above and below the Galactic center.
- Both leptonic and hadronic model fit Fermi data.
- HAWC provides the firsts limits at TeV energies.
- Hard spectrum is unlikely (analysis in progress).



# Cosmic Ray Anisotropy

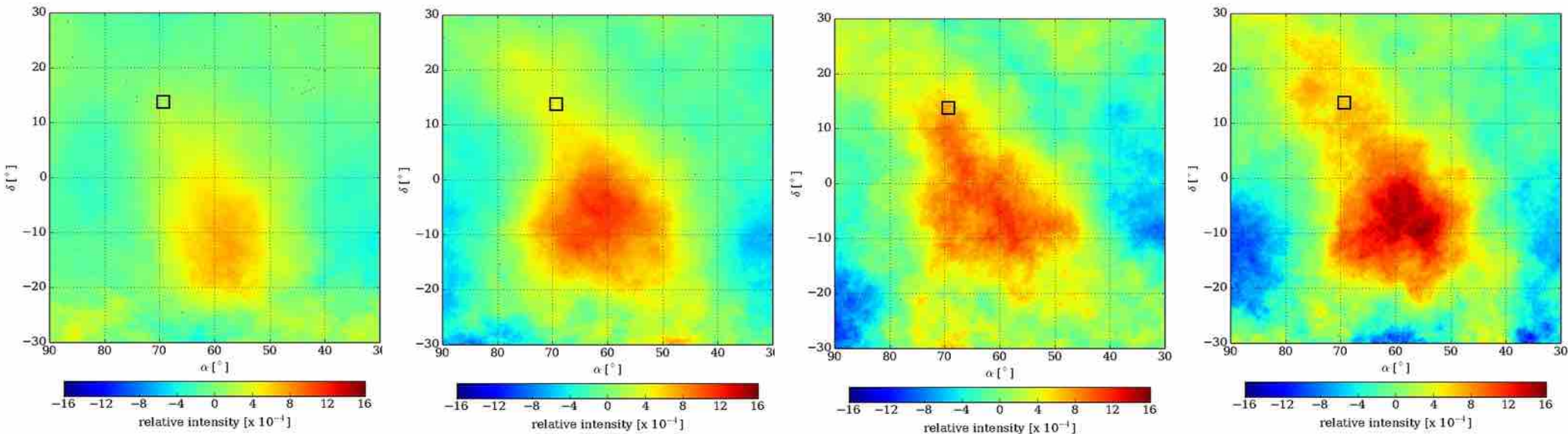
- Small-scale ( $<60^\circ$ ). Large scale removed.
- $10^\circ$  smoothing applied.
- $8.6 \times 10^{10}$  events over 181 days.
- Three significant excess:
  - Region A: strongest. Harder spectrum than the background at 10TeV, consistent with Milagro.
  - Region B most extended.
  - Region C, confirms ARGO-YBJ observations.

ApJ 796, 2 (2014)



# Cosmic Ray Anisotropy

- Region A has a spectrum harder than the cosmic-ray background.



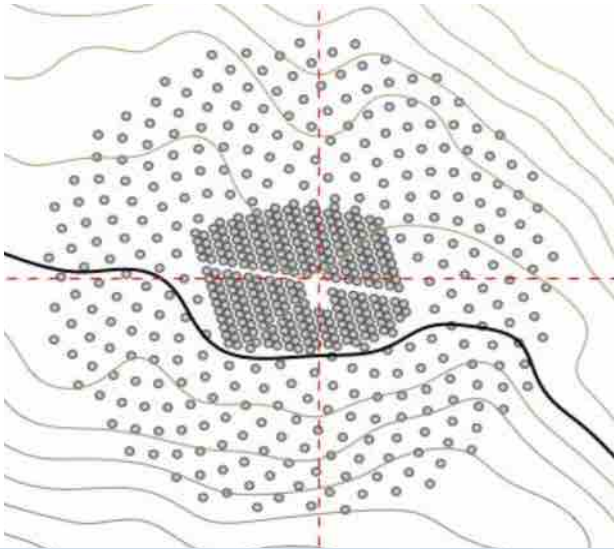
Energy



# Other topics

- Diffuse emission.
- Dark matter searches.
- Extragalactic background light.
- Solar physics.
- Horizontal muons studies.
- Etc...

# The Future of HAWC



## Near future:

- HAWC will add more detectors to enhance the sensitivity above 10 TeV.
- Outriggers will help to accurately determine core position for showers off the main tank array.
- Increase effective area above 10 TeV by 3-4x
- Plans for ~300 tanks of 2500 liter tanks (1/80 HAWC tank).
- Funded by LANL, Mexico, MPIK. First tests ongoing.



## Future:

- HAWC South: Southern complement for CTA.
- Needs to be better: higher altitude, larger area, improved hadronic rejection, improved shower sensitivity.

# Summary

## Detector:

- HAWC is a second generation of EAS which started full operations in March 2015.
- HAWC is about 1 order of magnitude more sensitive than the predecessors EAS . It surveys more than half of the sky every day.
- Expected to run at least for 5yr, reaching 20mCrab sensitivity.

## First Results:

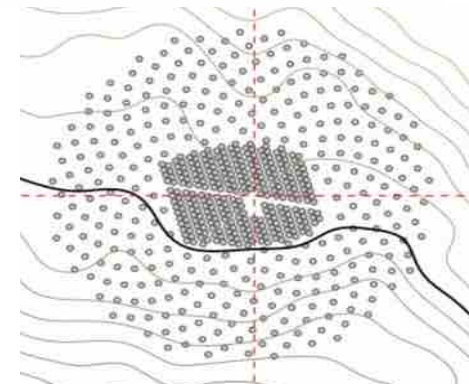
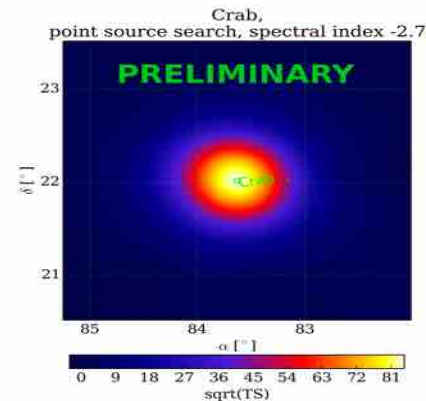
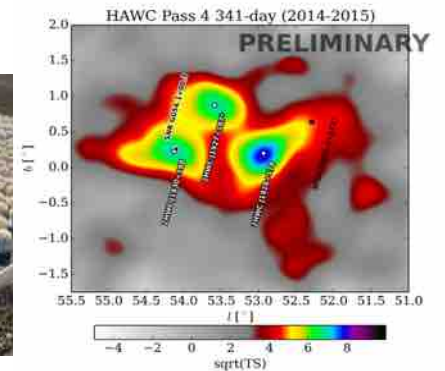
- Galactic Plane survey (new sources).
- Flaring blazars observations.
- Geminga detection, etc.

## Status:

- More than one year of data.
- First catalog, papers on the pipeline.
- First public transient alert.

## Future:

- Outriggers, HAWC South.



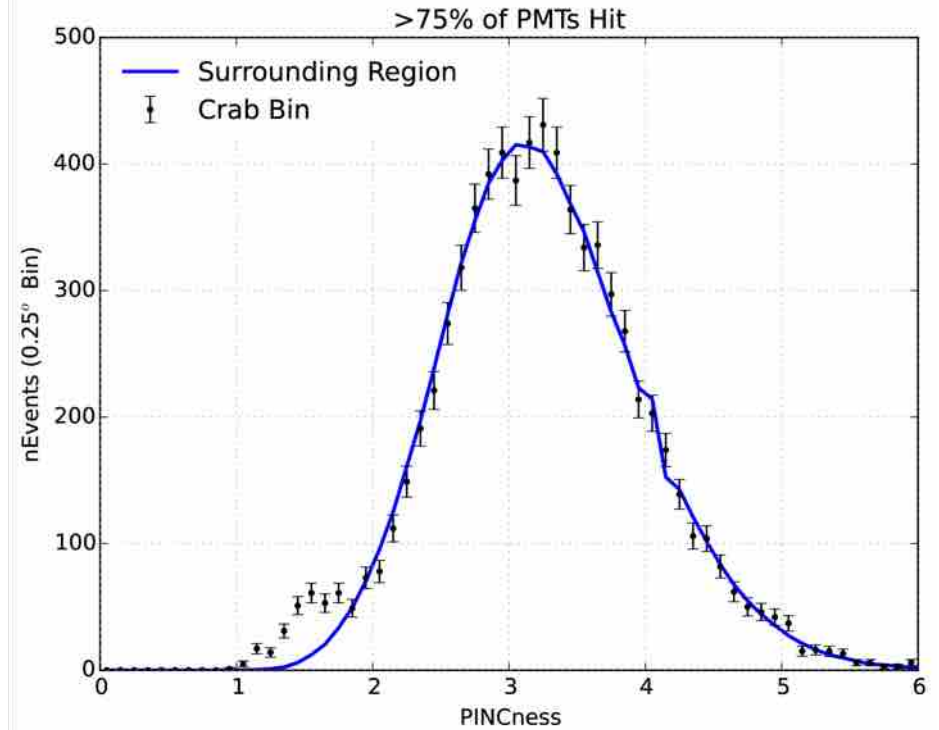
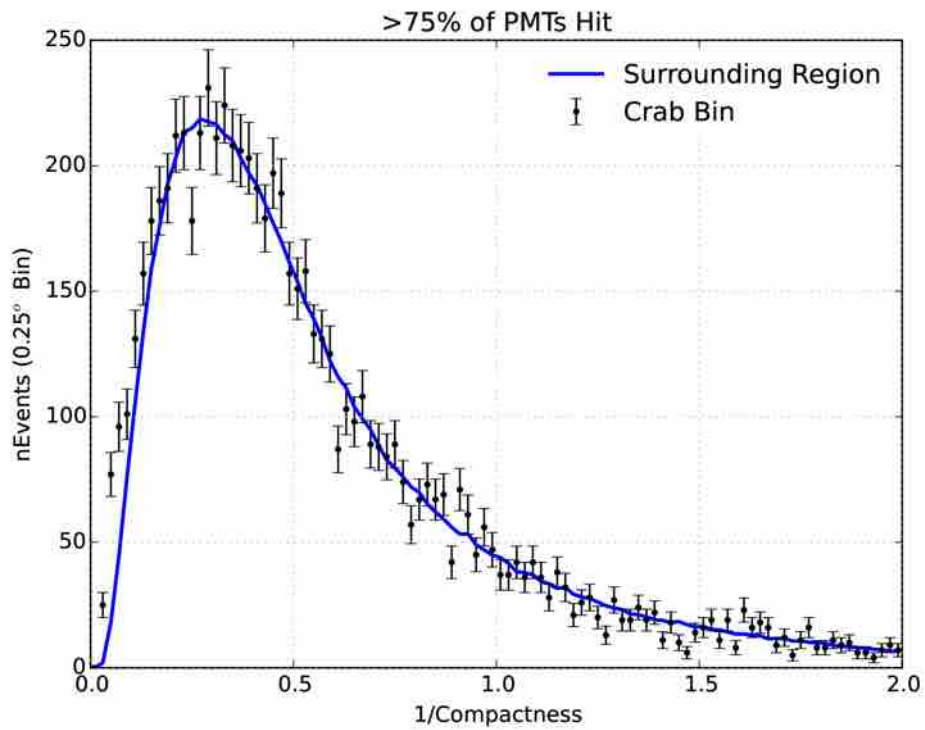


# Thanks for your attention!



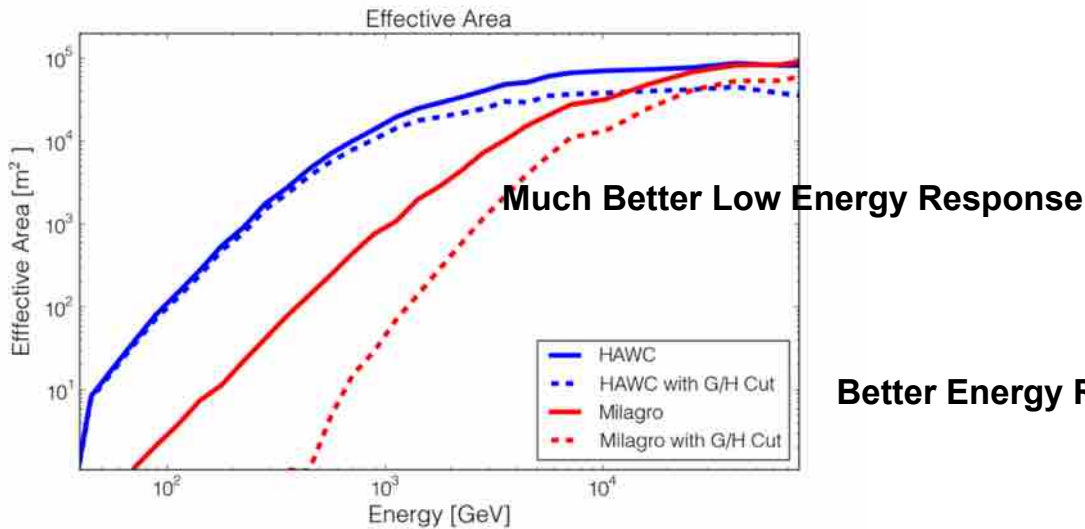
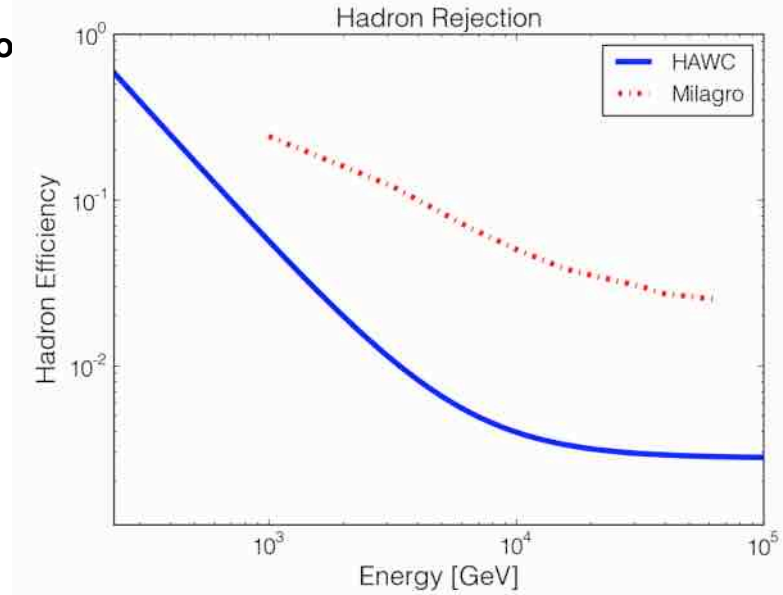
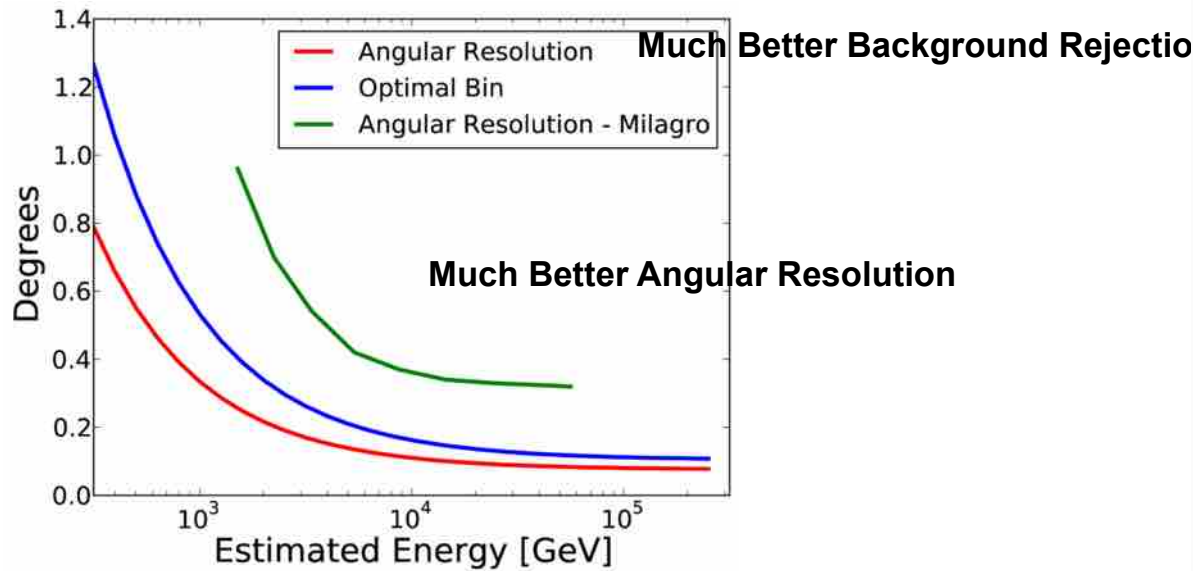
# Back-up slides

# $\gamma/h$ separation

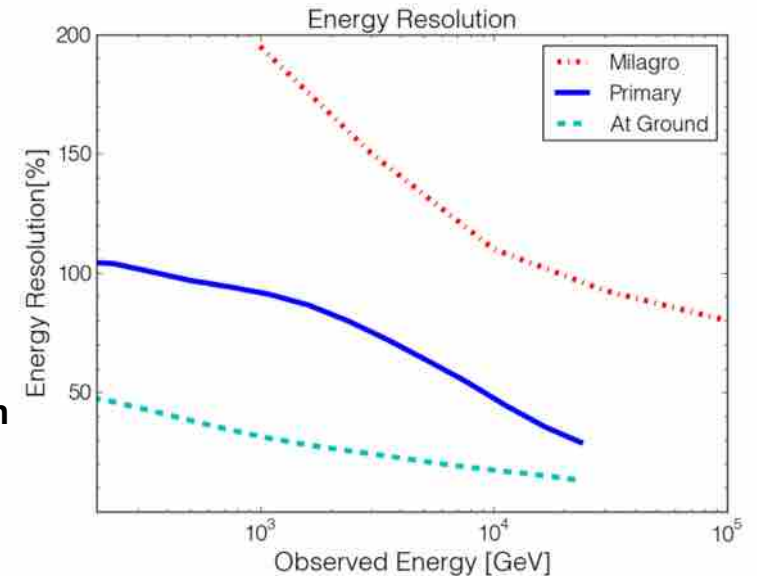




# HAWC Performance



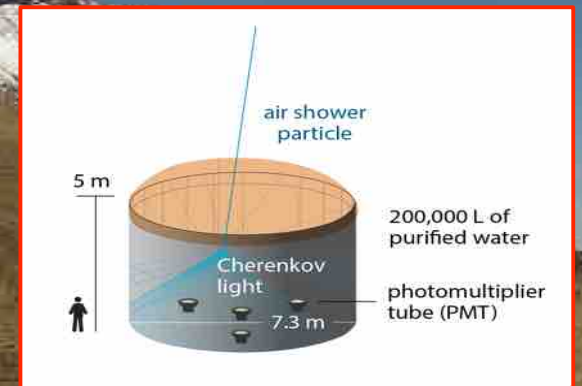
Better Energy Resolution



Sabrina Casanova  
Overall x15 Milagro sensitivity

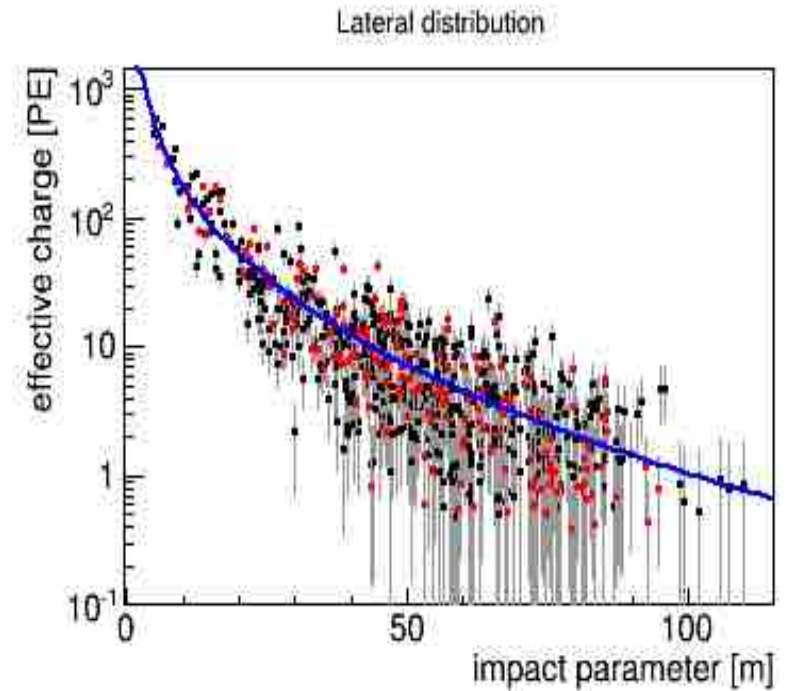
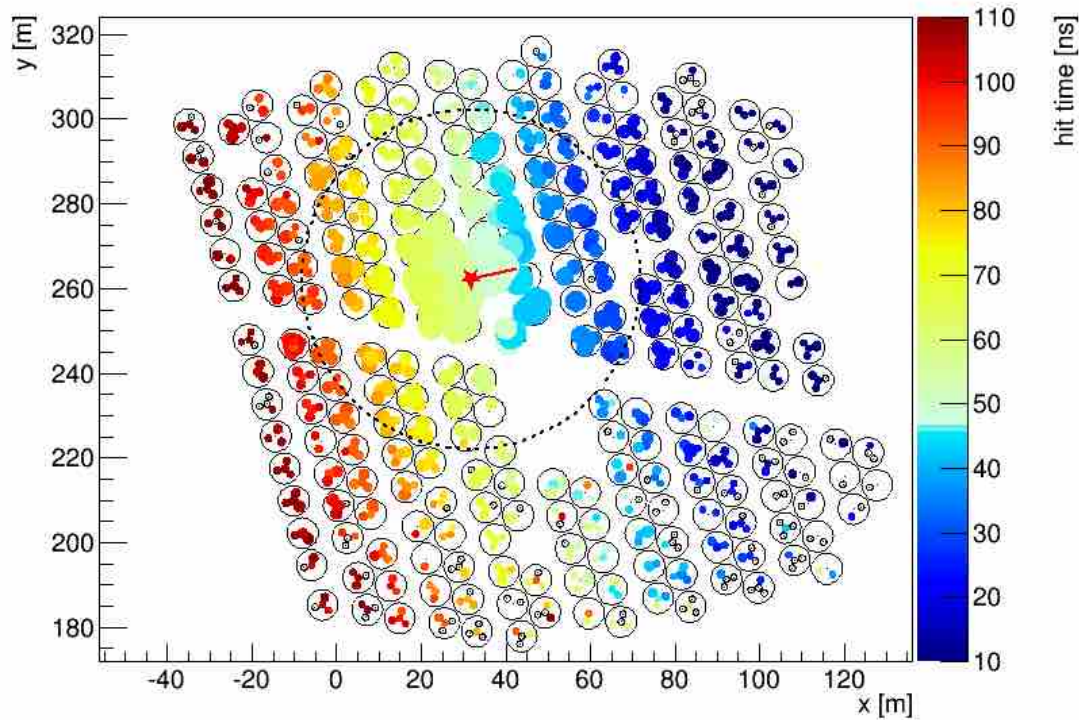
# HAWC Inauguration

**Detectors:** 300 WCDs (4 PMTs each)  
**Field of view:** 2sr instantaneous, 8sr daily  
**Average AR:** 0.5 deg (68% containment)  
**E range:** 100 GeV - 100 TeV sensitivity



**Begging of full operations: Mar 20<sup>th</sup> 2015**

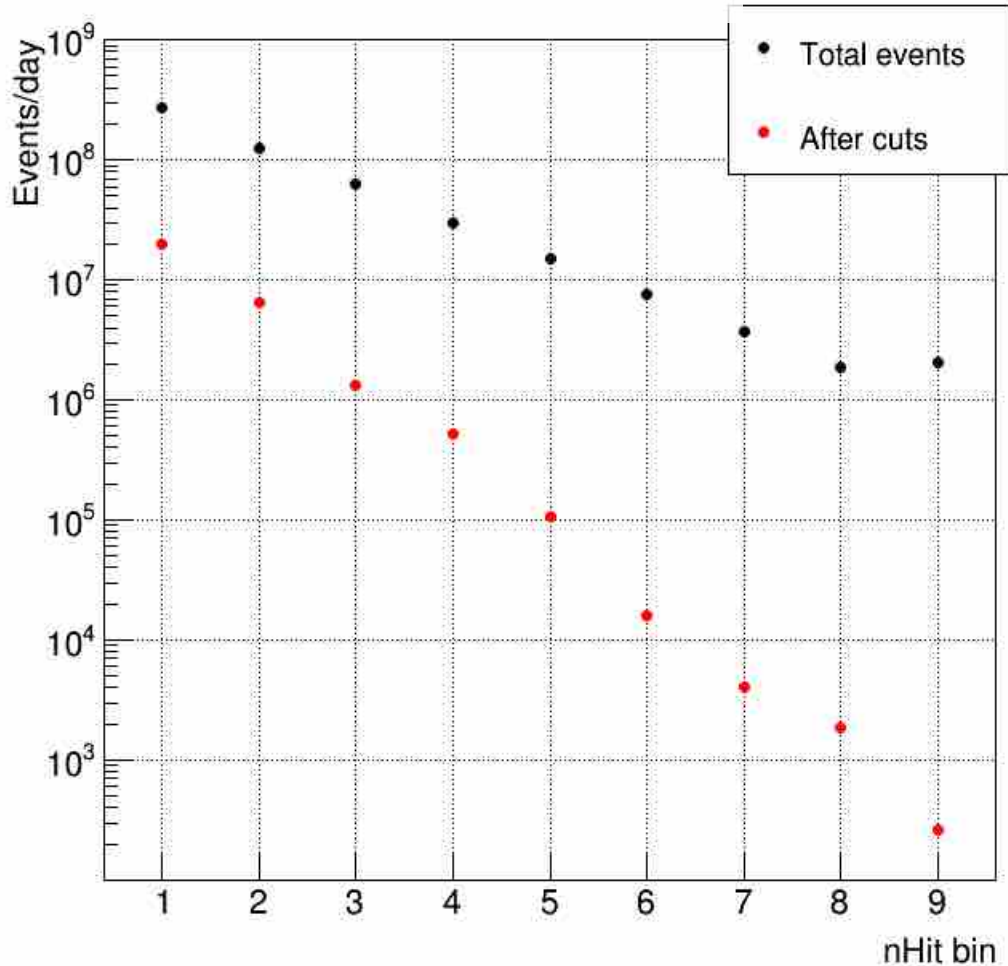
# Crab gamma-ray candidate



- Event reconstructed within  $0.4^\circ$  of the Crab Nebula.

# Data Selection

## HAWC250



- Divide the data in 9 analysis bins (nHit bins) based on the % of PMTs triggered in an event.
- First bin is defined for a given passing rate (5 kHz for HAWC250).
- The following bins are defined to decrease the rate by a factor 2.
- Apply G/H cuts, optimized on data to maximize the Crab significance:

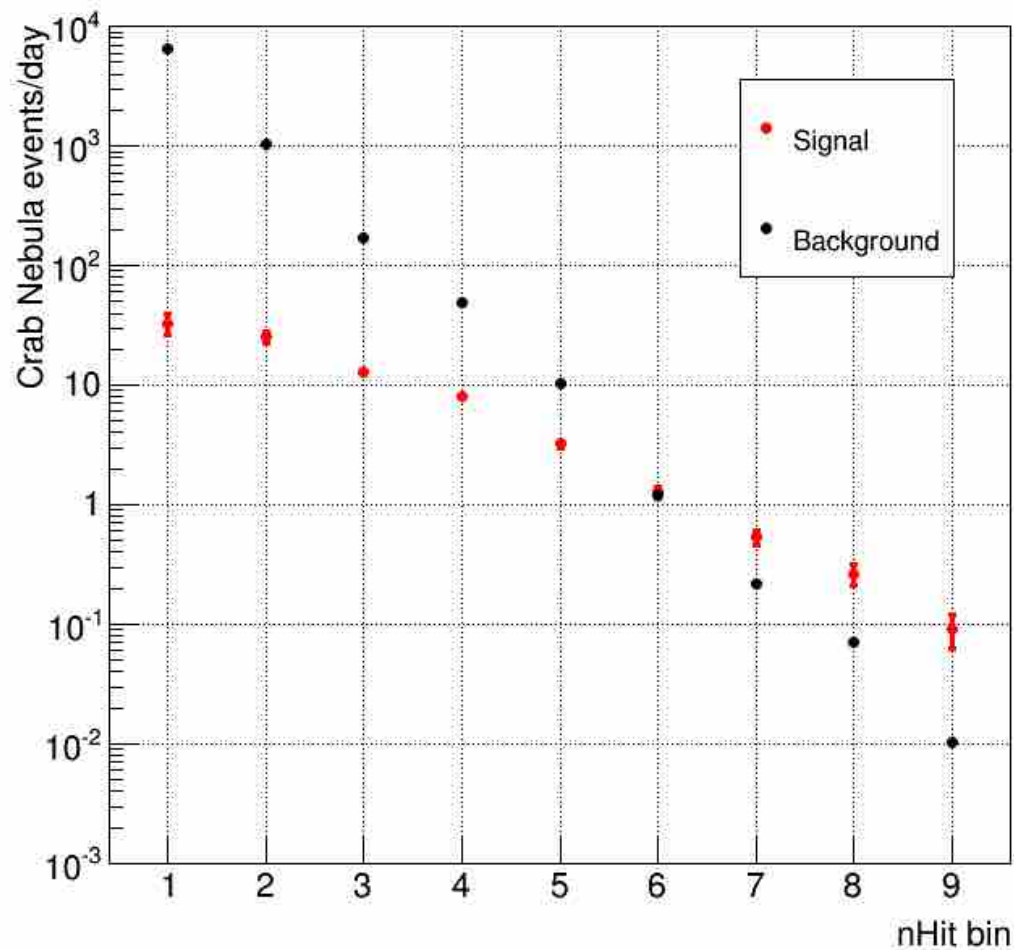
Current HAWC G/H separation:  
**A. Smith (#397) poster 1 GA, July 30<sup>th</sup>**  
**3.30pm**

**BIN 1: 7-10%, ~0.6 TeV**

**BIN 9: 84-100%, ~25 TeV**

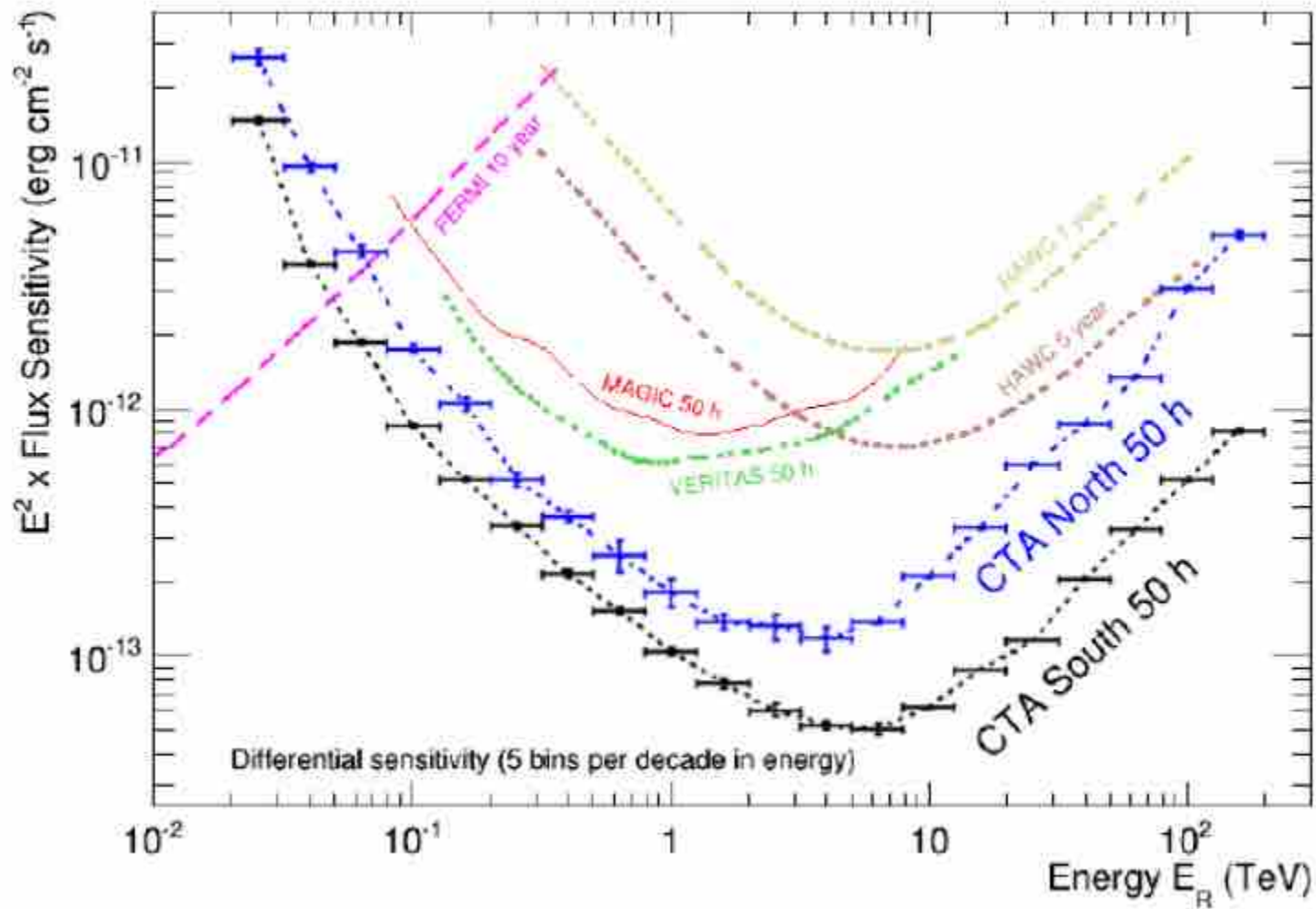
# Data Selection

## HAWC250

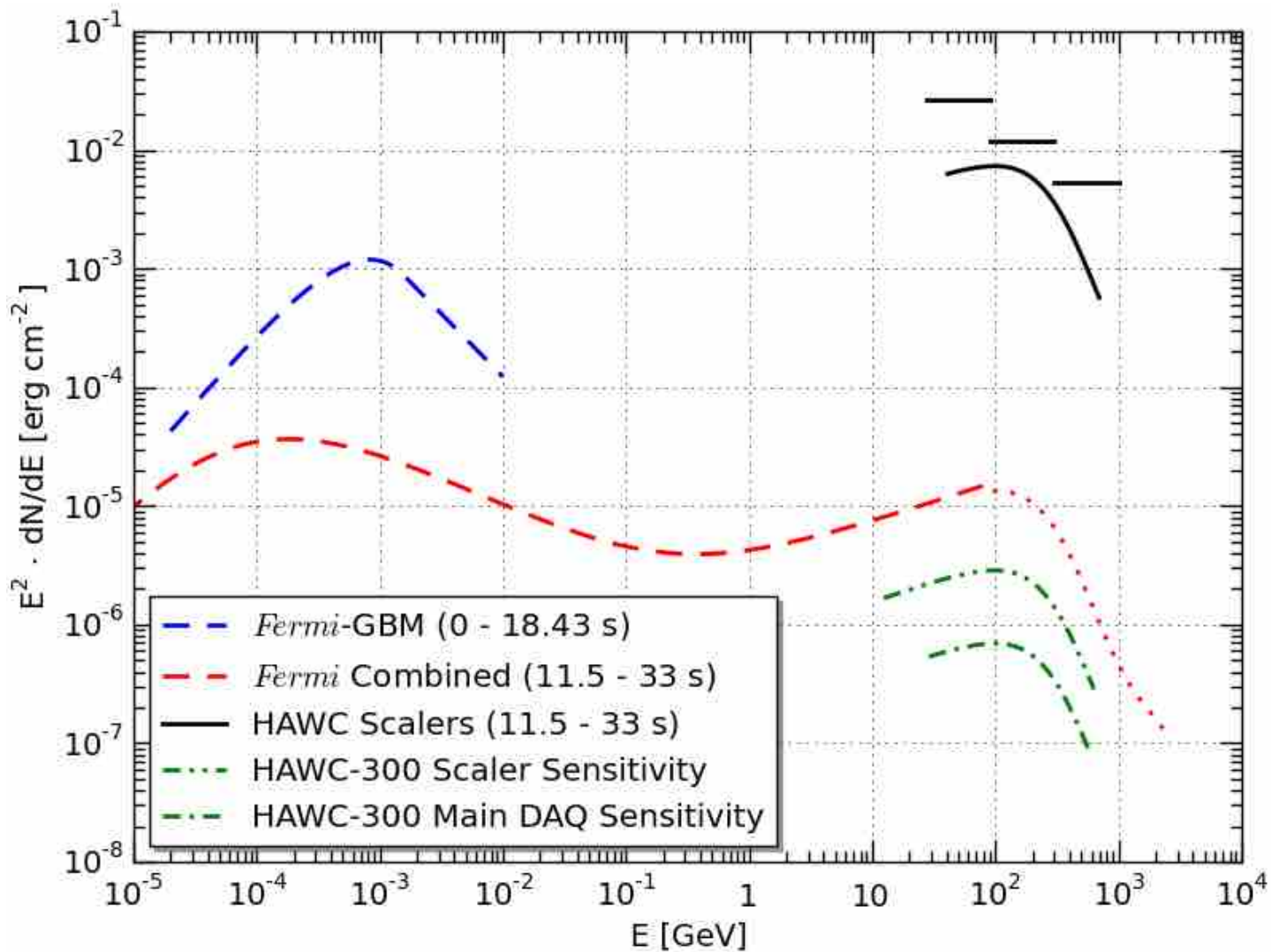


- For the **Crab Nebula** analysis we use circular angular bins (a.k.a. top-hat).
- We estimate the background using the direct integration technique:  
*Astrophys. J.* **595** (2003) 803-811
- The signal is defined as the excess over the background.
- Almost 10:1 (signal:back) in bin 9.

# CTA-HAWC sensitivity


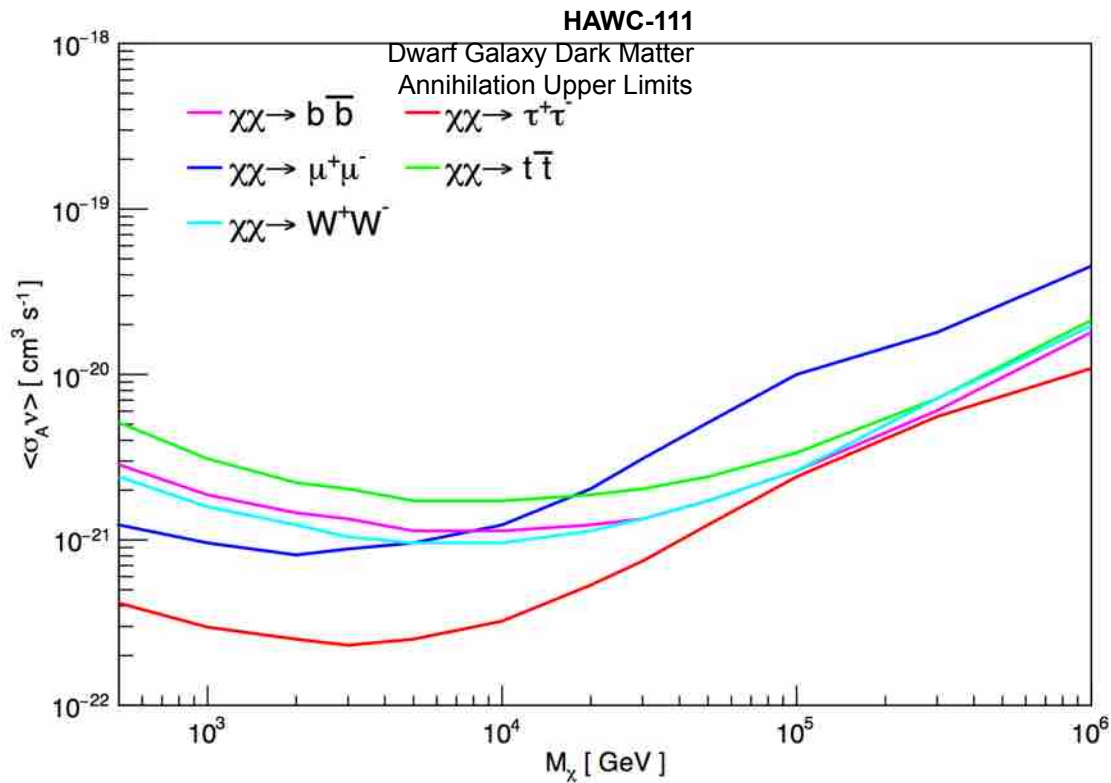


# GRB 130427A limits



# HAWC DM limits


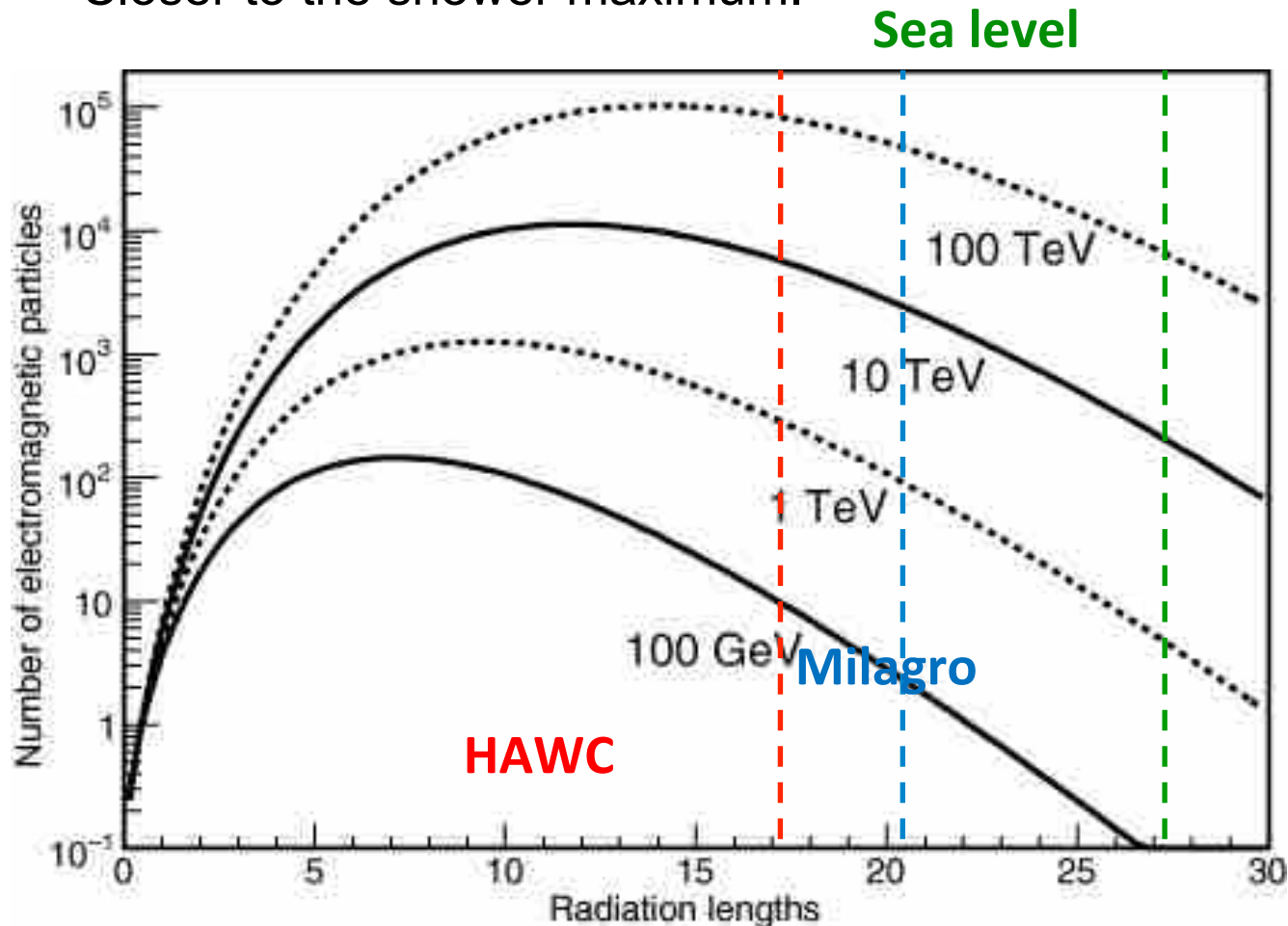
Dark matter: Annihilation/Decay. Sensitive to “dark” Dwarf Galaxies.





# From Milagro to HAWC

- Higher altitude: 2630 m a.s.l. -> 4100 m a.s.l.
- Closer to the shower maximum.



# From Milagro to HAWC

- Bigger detector: 4000 m<sup>2</sup> -> 22000 m<sup>2</sup>.

Milagro



~60 m x 80 m

HAWC



~150 m x 150 m

# From Milagro to HAWC

- Improve optical separation:  
one big pond -> individual water Cherenkov detectors (a.k.a. tanks)
- Taking data even during construction.

Milagro



HAWC



# Gamma-Ray Flux Less Than Neutrino Flux

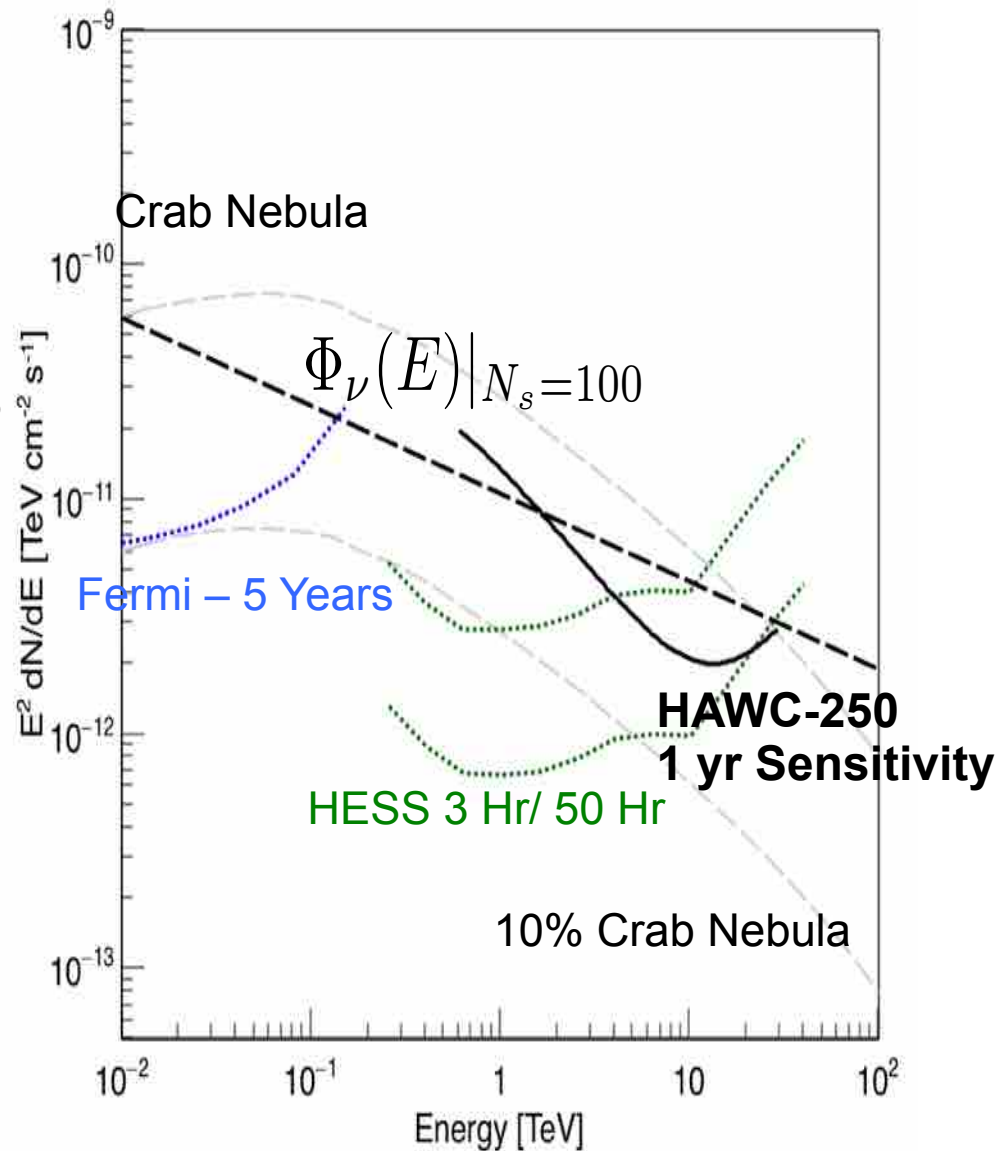
Steady Neutrino Flux assuming it is evenly divided among  $N_s$  sources (IceCube, PRL 2014):

$$E^2 \Phi_\nu(E) = \frac{4\pi}{N_s} 1.5 \times 10^{-11} \left( \frac{E}{100 \text{ TeV}} \right)^{-0.3} \text{ TeV/cm}^2 \text{ s}$$

Detectable in HAWC in a year.

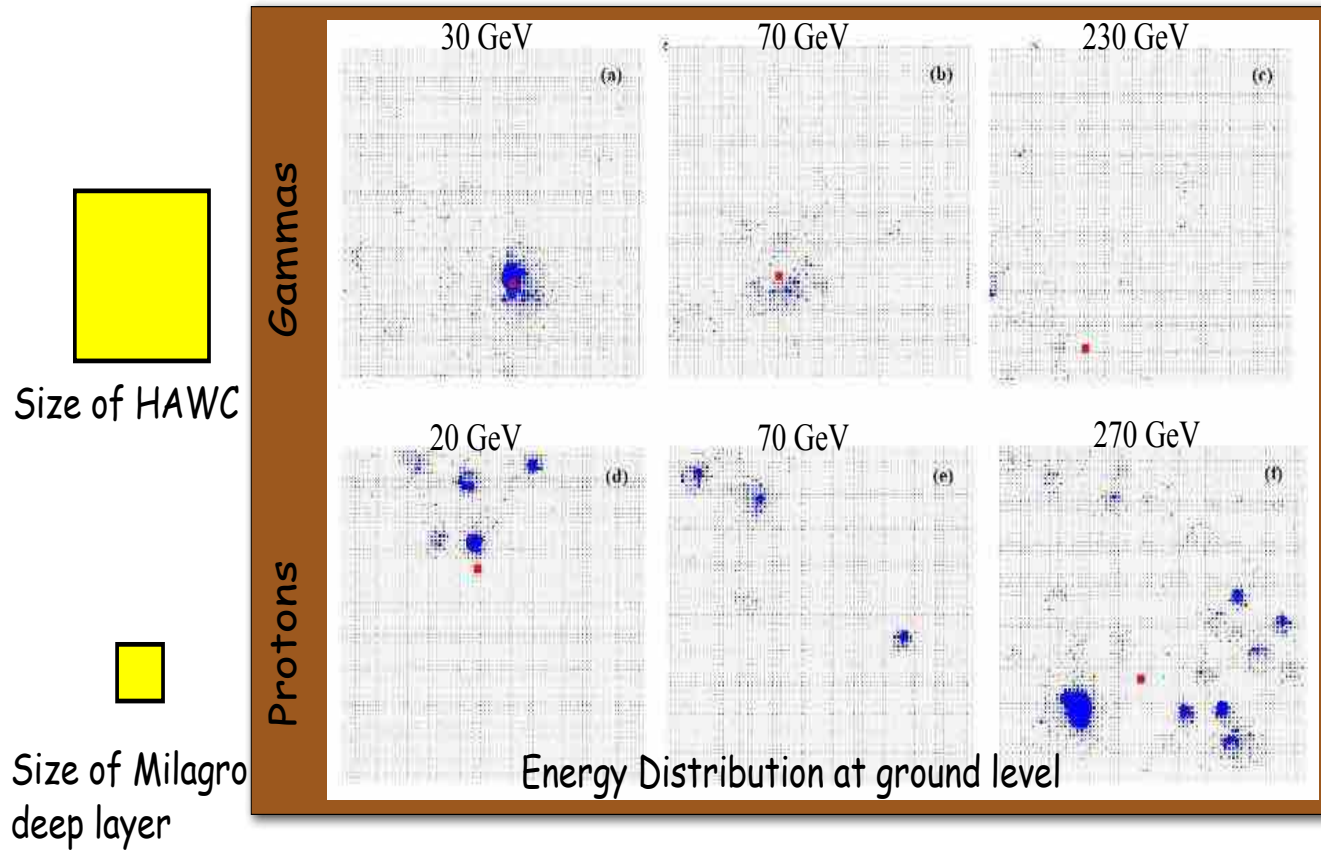
If photons are not attenuated (i.e. nearby).  
Limits on every IceCube event in our FOV.

**HAWC limits are relevant and constraining...**



# Gamma/Hadron Separation

Rejection factor  $\sim e^{-\langle\mu\rangle}$

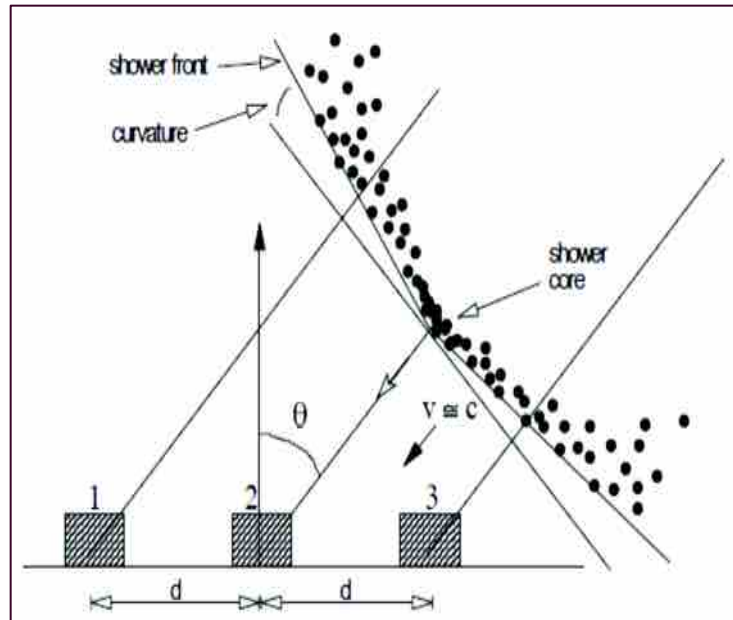
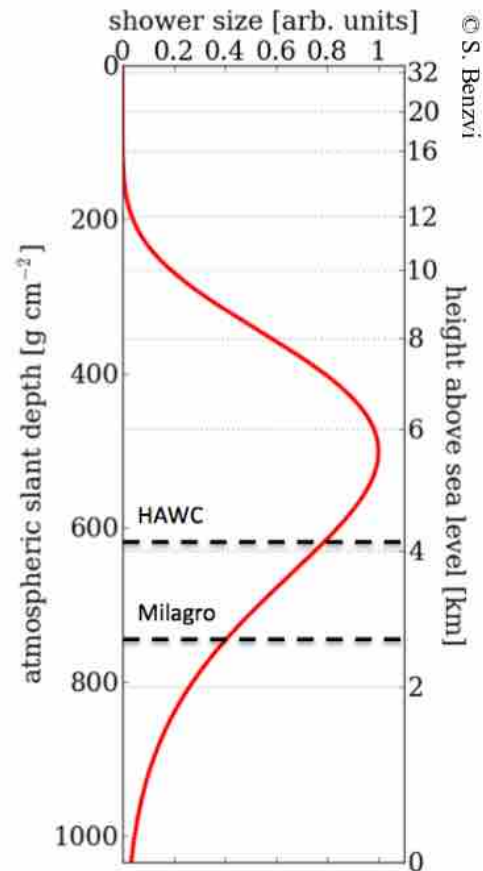


# Milagro/Fermi/HAWC Comparison

- HAWC is  $\sim 15x$  more sensitive ( $\text{sig}/\sqrt{\text{bg}}$ ) than Milagro
  - HAWC sees the Crab at  $\sim 6\sigma$  in a day - Milagro took 6 months to see  $6\sigma$
- Taking into account the Fermi exposure and signal vs Milagro we find that for galactic sources Fermi is  $\sim 15x$  more sensitive than Milagro.
- HAWC at TeV has approximately the same sensitivity as Fermi has at GeV for galactic sources.



# Detection Technique of the EAS Arrays



- In HAWC the particle detectors are tanks full of water. Particles from the shower pass through the water and induce Cherenkov light detected by PMTs.
- Gamma/hadron can be discriminated based on the event footprint on the detector. Although is one of the challenges of this kind of detectors.

# HAWC Water Cherenkov Detector

- The WCDs are filled with 200,000 l of purified water. The particles from the shower induce **Cherenkov** light in **water**, detected by the 4 PMTs.

Steel frame construction



Large plastic bag container



Water trucks filling the tanks





8-inch  
10-inch  
PMTs





# HAWC Gamma-Ray Sky

HAWC 0.1—100 TeV, 1 year



significance [ $\sigma$ ]

Sabrina Casanova

# HAWC and Neutrino Telescopes

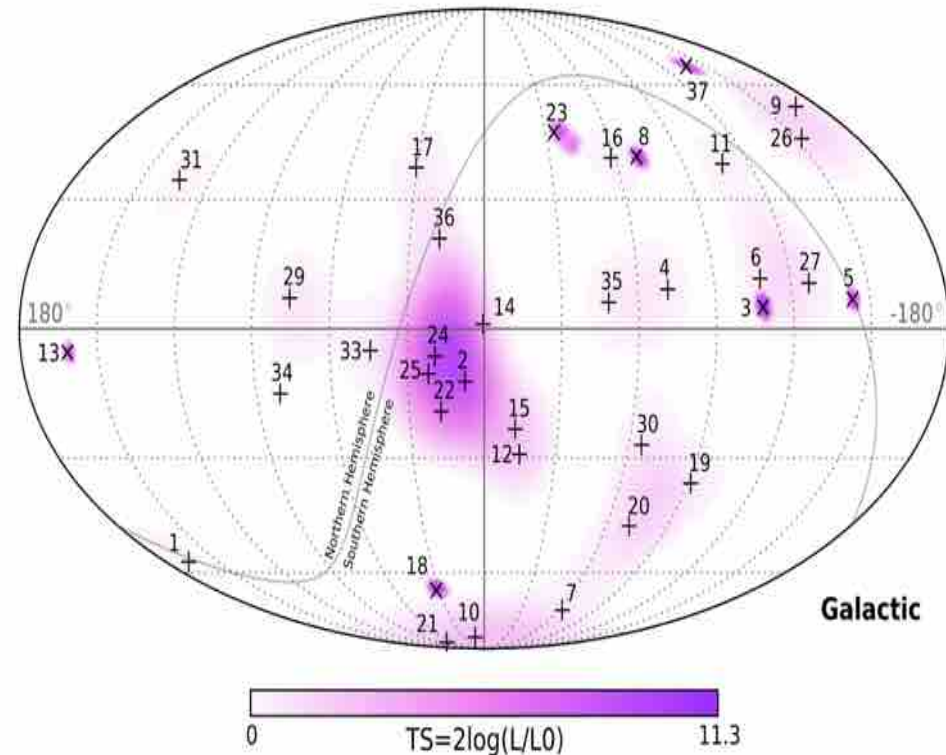
## Multi-Messenger Complementarity

### Neutrino / Photon Connection: Pions

$$\pi^0 \rightarrow \gamma\gamma$$

$$\pi^\pm \rightarrow \mu \nu_\mu \rightarrow \nu_\mu \nu_\mu \nu_e$$

$$\frac{dN_\nu}{dE} \sim \frac{dN_\gamma}{dE}$$



### HAWC's Strengths for IceCube Followup

- Wide FOV: Search for cascade coincidences.
- Continuous observation.
- Can search archival data.
- HAWC Sensitive up to 100 TeV

[IceCube Collab. Science, 2013; PRL, 2014; Phys Rev. D, 2015](#)

# Gamma-Ray Burst

- Currently 2 search methods:
  - Follow-up on alerts from satellites (mostly Fermi-GBM).
  - Online search for GRBs. The plan is to deliver transient alerts in near-real time.
- Tested 18 GRBs from Swift. No detection yet.
- Expect 1-2 GRBs per year in HAWC (extrapolating from Fermi) [NIMA 742, 2014, 276-277](#).

