




Sensor pads side



Connector side







cutting distance from the edge


- 5mm
- 10mm
- 15mm

It would be better not to cut anything, but if you have to, we have 3 scenarios:

1. Red cut → does not imply anything
2. Orange cut → Reduces ground pads and eliminates a column of ground vias (see purple lines). It is still an acceptable solution.
3. Blue cut → Implies loss of ground pads. Critical solution, to be avoided.

**It is recommended not to exceed 10mm cut.**

Ground vias



cutting distance from the edge

- 5mm
- 10mm
- 15mm

On this side there are no particular problems.

**However, given the considerations made for the sensor side, it is advisable not to exceed the 10mm cutting.**