

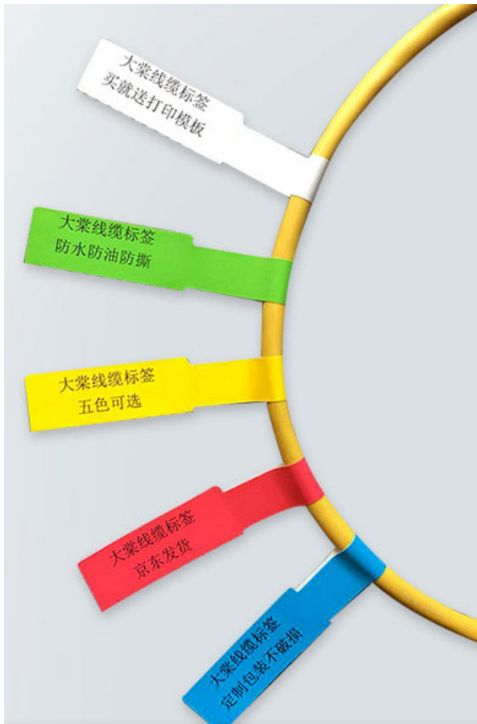
# Label System

Junjing Wang - IHEP

17.09.2021

# Label of each subsystem

- Different colors for subsystems



**Cam – serial number**

Camera system

**Net – serial number**

Network configuration

**Trd – serial number**

Transition radiation detector

**Trig – serial number**

CALO Trigger system

**Tab – serial number**

General Table

**Cry – serial number**

Crystal array

**AUX – serial number**

Auxiliary tools


# Label of each subsystem

- Different colors for subsystems
- Different serial numbers for instruments and cables

Encoding rules for serial numbers:



For device, SystemName + Num(1-100)

For cable, SystemName + Num(>100) + A/B (C,D..)



- The operation manual of each subsystem needs to be written according to the label number;
- The instrument list and operation manual will be uploaded to BT twiki later .  
<https://twikinew.ihep.ac.cn/twikiherd/view/HERD/BT2021ActionList>

# Labels of Camera system



# Before final packaging

