



B_s Decays at the Tevatron

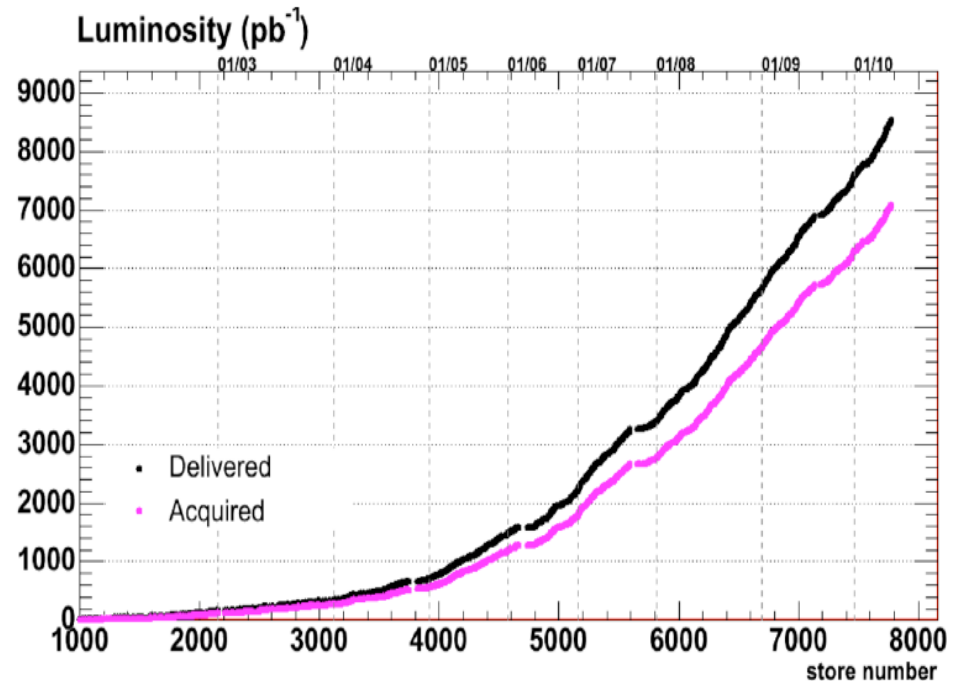
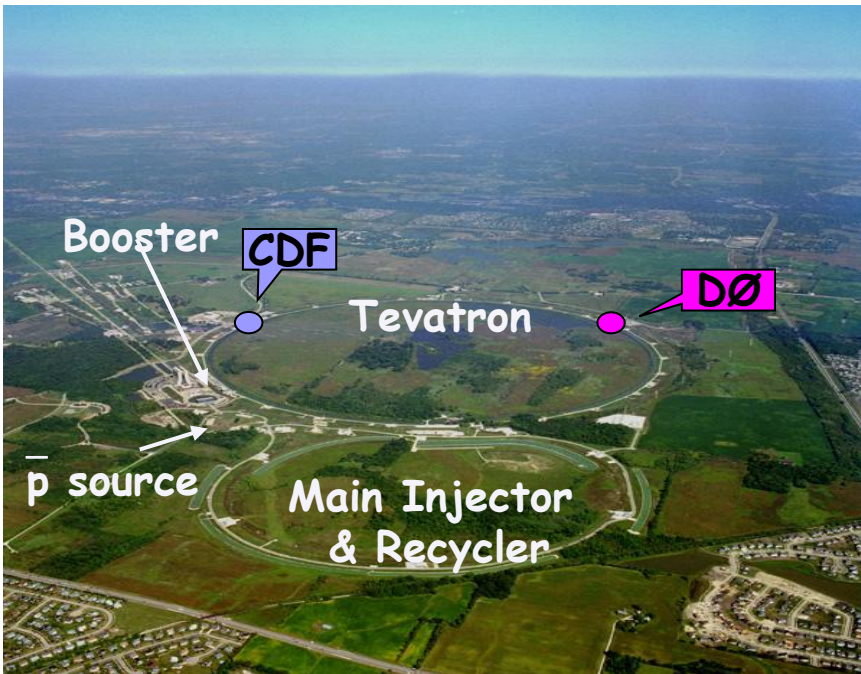
Gavril Giurgiu (for the CDF and DØ Collaborations)
Johns Hopkins University

Flavor Physics and CP Violation 2010

*May 25-29, 2010
Torino - Italy*

Introduction


- B_s mesons were initially studied at LEP experiments and then CLEO, running at $\Upsilon(5S)$
- More recently, KEKB has been running at $\Upsilon(5S)$ as well, enabling Belle to do B_s physics
- The largest B_s samples are collected by the CDF and DØ experiments at the Fermilab
- The Tevatron has delivered 8 fb^{-1} ; each experiment recorded 7 fb^{-1} on tape





CDF II Detector

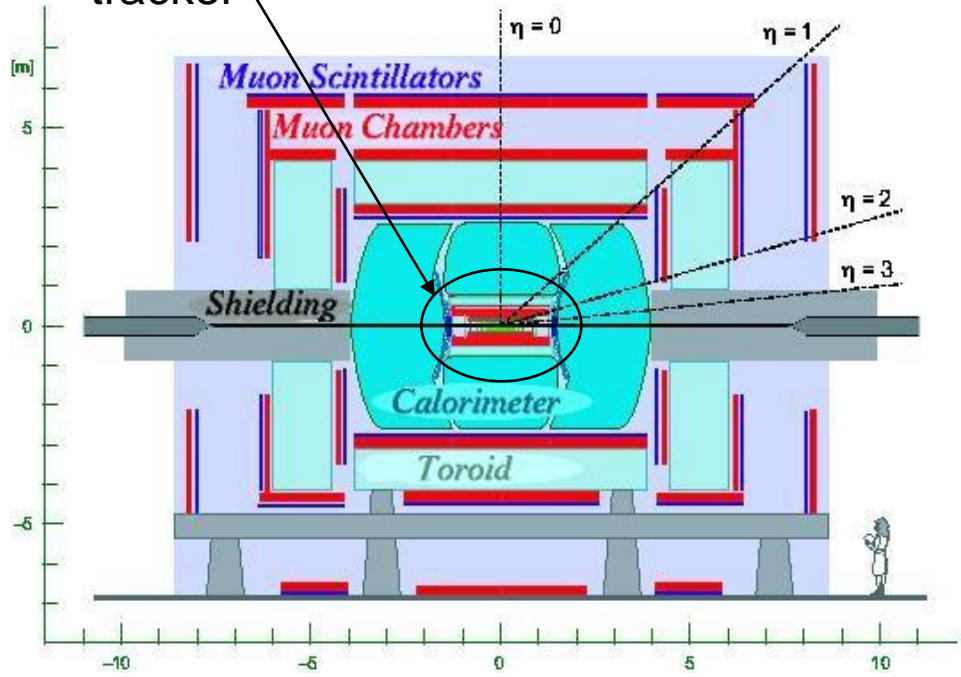
- Central tracking:
 - silicon vertex detector
 - drift chamber
 - excellent vertex, momentum and mass resolution
- Particle identification: dE/dX and TOF
- Electron and muon ID by calorimeters and muon chambers



DØ Detector

- Excellent tracking and muon coverage
- Excellent calorimetry and electron ID
- Silicon layer 0 installed in 2006 improves track parameter resolution

tracker



Neutral B_s System

- A B_s meson is a $|b\bar{s}\rangle$ state with $I(J^P) = 0(0^-)$
- Time evolution of B_s flavor eigenstates described by Schrodinger equation:

$$i \frac{d}{dt} \begin{pmatrix} |B_s^0(t)\rangle \\ |\bar{B}_s^0(t)\rangle \end{pmatrix} = \left(\mathbf{M} - \frac{i}{2} \mathbf{\Gamma} \right) \begin{pmatrix} |B_s^0(t)\rangle \\ |\bar{B}_s^0(t)\rangle \end{pmatrix}$$

- Diagonalize mass (M) and decay (Γ) matrices
 → mass eigenstates :

$$|B_s^H\rangle = p |B_s^0\rangle - q |\bar{B}_s^0\rangle \quad |B_s^L\rangle = p |B_s^0\rangle + q |\bar{B}_s^0\rangle$$

- Flavor eigenstates differ from mass eigenstates and mass eigenvalues are different ($\Delta m_s = m_H - m_L \approx 2|M_{12}|$)

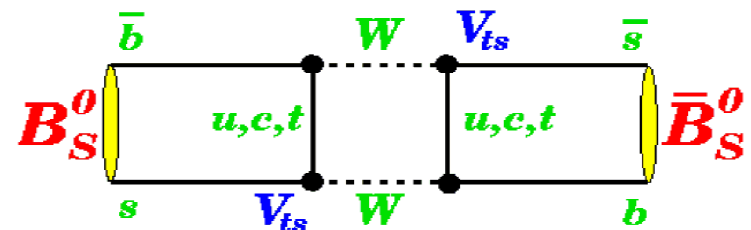
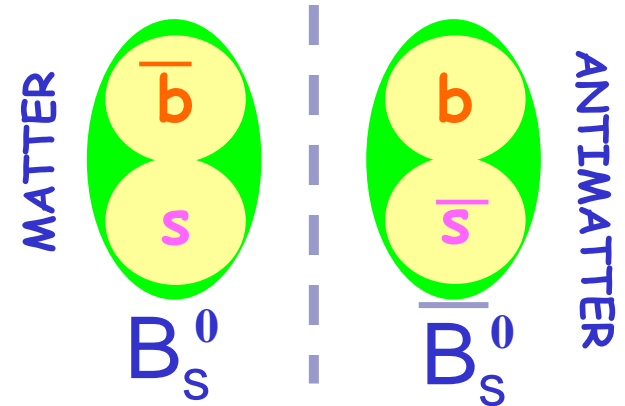
→ B_s oscillates with frequency Δm_s
 precisely measured by

CDF $\Delta m_s = 17.77 \pm 0.12 \text{ ps}^{-1}$

DØ $\Delta m_s = 18.56 \pm 0.87 \text{ ps}^{-1}$

- Mass eigenstates have different decay widths

$$\Delta\Gamma = \Gamma_L - \Gamma_H \approx 2|\Gamma_{12}| \cos(\Phi_s) \quad \text{where} \quad \phi_s^{SM} = \arg\left(-\frac{M_{12}}{\Gamma_{12}}\right) \approx 4 \times 10^{-3}$$



Recent B_s Results at the Tevatron

- Rare decays (see talk by Masato Aoki):

- $D\bar{0}$: A new expected upper limit on $B(B_s \rightarrow \mu^+ \mu^-)$ using 5 fb^{-1} of Run II data, $D\bar{0}$ Conference Note 5906-CONF
- CDF: Search for FCNC Rare Decay: $B_{s,d} \rightarrow \mu^+ \mu^-$, PRL 100,101802 (2008)
- CDF: Forward-backward asymmetry in $B \rightarrow K^{(*)} \mu \mu$ and observation of $B_s \rightarrow \Phi \mu \mu$, Phys. Rev. D79, 011104(R) (2009)
- CDF: Search for Lepton Flavor Violating Decays $B_{s,d} \rightarrow e \mu$, Phys. Rev. Lett. 102, 201801 (2009)

- Mixing and CP Violation (see talks by L. Oakes and A. Chandra and G. Brooijmans):

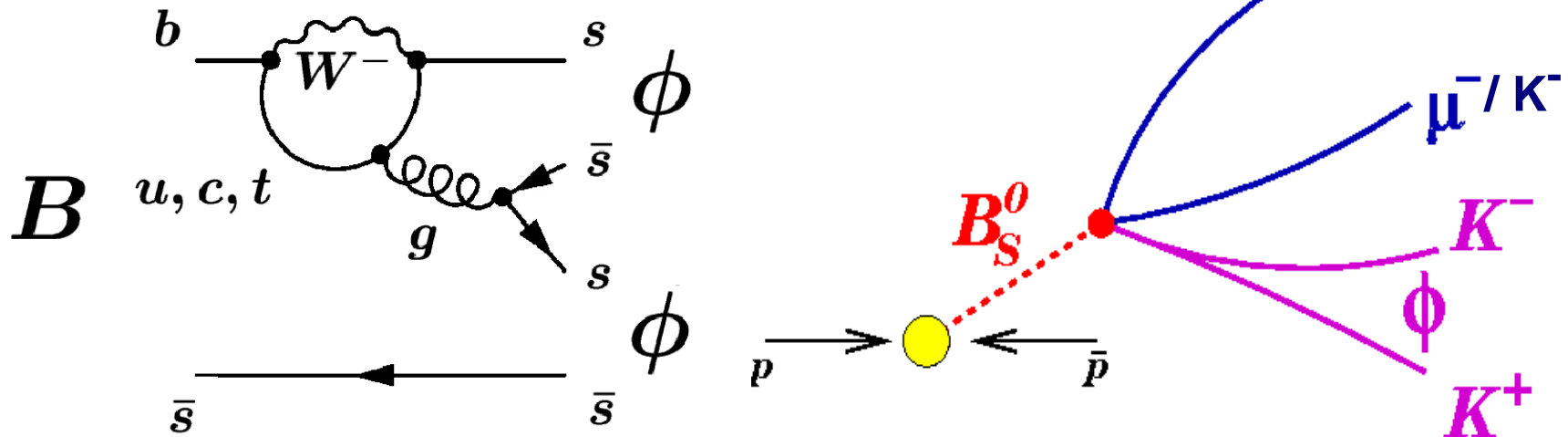
- CDF: Calibration of the Same Side Kaon Tagger using B_s mixing, http://www-cdf.fnal.gov/physics/new/bottom/100204.blessed-sskt-calibration/cdf10108_ssktcalib.pdf
- $D\bar{0}$ and CDF: Measurements of CP Violating Phase β_s in $B_s \rightarrow J/\psi \Phi$ Decays
- $D\bar{0}$: Evidence for an anomalous like-sign di-muon charge asymmetry, arXiv:1005.xxx [hep-ex] <http://www-d0.fnal.gov/Run2Physics/WWW/results/final/B/B10A/>

- $B_s \rightarrow \Phi \Phi$ Decays (this talk)

- CDF: Ratio of branching fractions: $BR(B_s \rightarrow \Phi \Phi) / BR(B_s \rightarrow J/\psi \Phi)$ <http://www-cdf.fnal.gov/physics/new/bottom/090618.blessed-Bsphi2.9/>
- CDF: Measurement of the Polarization Amplitudes of the $B_s \rightarrow \Phi \Phi$ Decays, <http://www-cdf.fnal.gov/physics/new/bottom/100304.blessed-Bsphi2.amplitudes/index.html>

$B_s \rightarrow \Phi\Phi$ Decays

- Part of the $B \rightarrow \text{Vector Vector}$ decay “family”
 - initial state - a pseudo-scalar (spin 0) B -meson
 - final state - two light vector (spin 1) mesons
- Conservation of total angular momentum requires that the VV final state has orbital angular momentum of 0, 1 or 2
- Alternative bases in the angular momentum space are used to describe such decays:
 - helicity basis: each V meson can have helicity +1 (H_+), 0 (H_0) or -1 (H_-)
 - transversity basis: V meson polarizations w.r.t. direction of motion are either:
 - transverse, perpendicular to each other: $A_\perp \sim H_+ + H_-$
 - transverse, parallel to each other: $A_\parallel \sim H_+ - H_-$
 - longitudinal ($A_0 = H_0$)

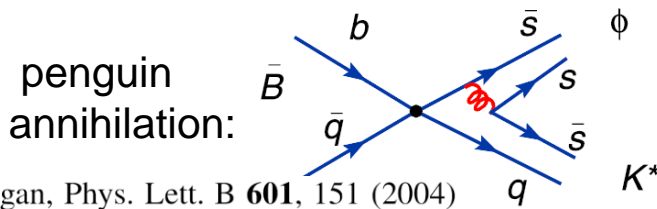


“Polarization Puzzle” and CP Violation

- “Naïve” SM analyses based on $V-A$ nature of weak interactions and helicity conservation in QCD predict that longitudinal component (A_0/H_0) dominates in $B \rightarrow VV$ decays, while transverse component is suppressed by m_V / m_B

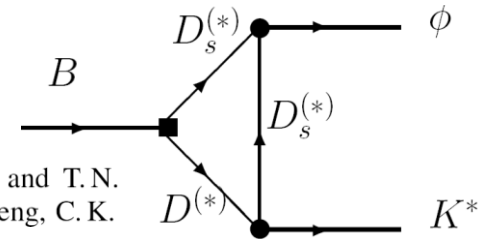
- Expectation confirmed by B factories in tree dominated $B \rightarrow VV$ decays but not in penguin decays like $B \rightarrow \Phi K^*$ where transverse and longitudinal components are found to of similar intensity

- Both new physics and SM (penguin annihilation, re-scattering) explanations proposed to explain the “polarization puzzle”



re-scattering:

For example, see P. Colangelo, F. De Fazio, and T.N. Pham, Phys. Lett. B **597**, 291 (2004); H. Y. Cheng, C. K. Chua, and A. Soni, Phys. Rev. D **71**, 014030 (2005).



- Another interesting reason for studying $B_s \rightarrow \Phi\Phi$ decays is the expected negligible CP violation phase:

$$\phi_s \simeq \arg(V_{tb}V_{ts}^*)^2 - \arg(V_{cb}V_{cs}^*)^2 = 0.0041 \pm 0.0008$$

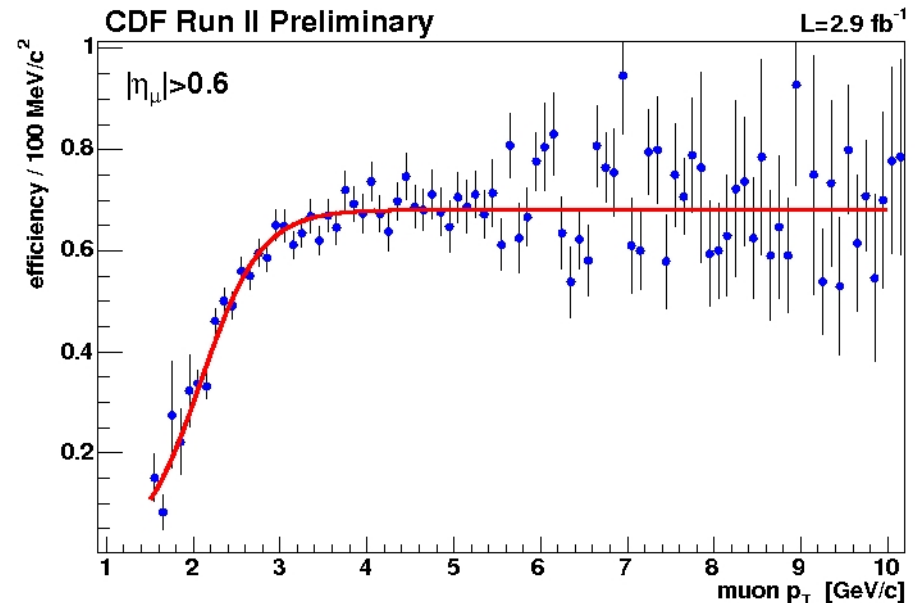
- New physics contributions (in the penguin loop) would be seen as non-zero CP violation phase Φ_s

$B_s \rightarrow \Phi\Phi$ Branching Ratio Measurement

- First $B_s \rightarrow \Phi\Phi$ observation and branching fraction measurements performed by CDF with 180 pb⁻¹, PRL 95 031801 2005:
- Analysis updated with 2.9 fb⁻¹ collected by the CDF displaced track trigger
- Branching ratio measured relative to the better known $B_s \rightarrow J/\Psi\Phi$ decay mode (both $B_s \rightarrow \Phi\Phi$ and $B_s \rightarrow J/\Psi\Phi$ collected from displaced track trigger)

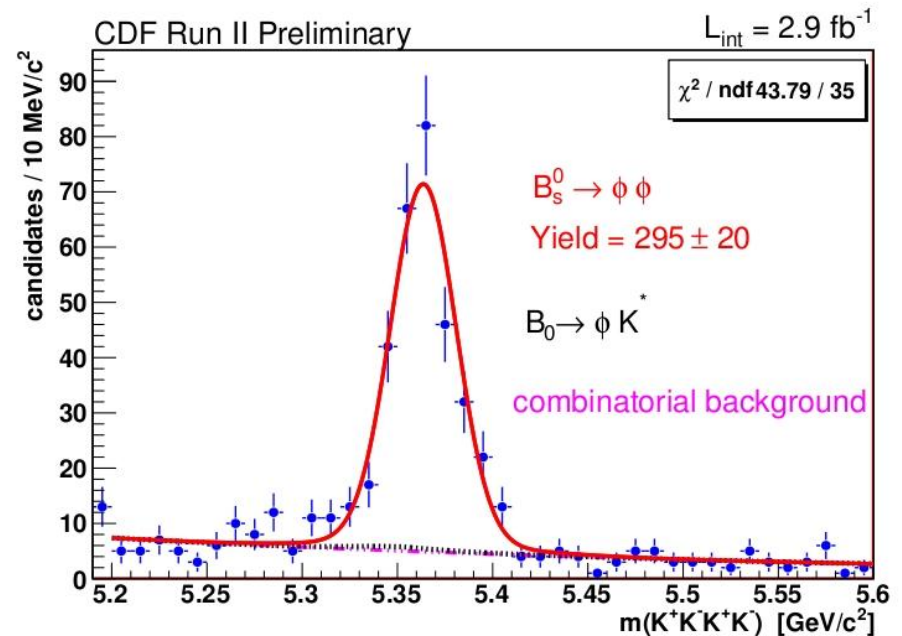
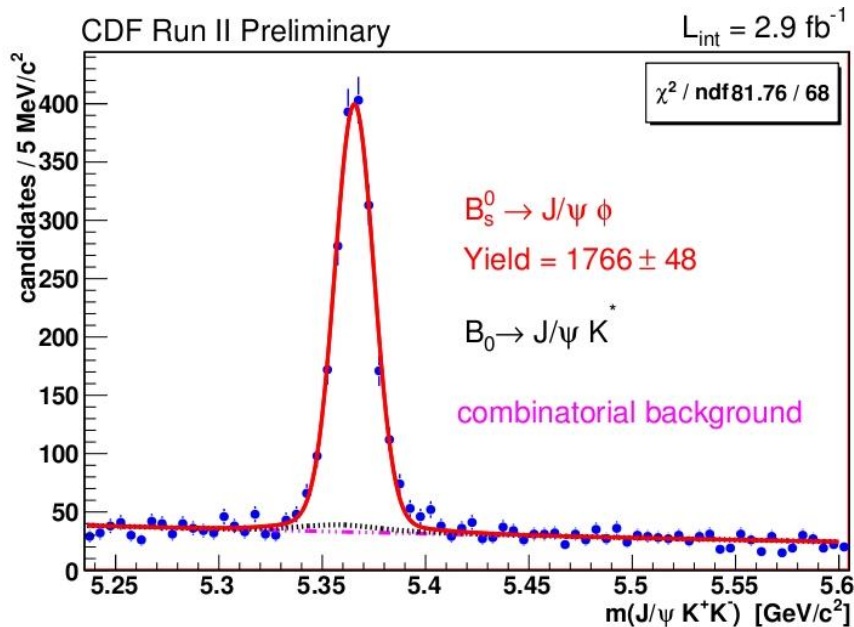
$$\frac{\mathcal{B}(B_s^0 \rightarrow \phi\phi)}{\mathcal{B}(B_s^0 \rightarrow J/\psi \phi)} = \frac{N_{\phi\phi}}{N_{J/\psi\phi}} \cdot \frac{\mathcal{B}(J/\psi \rightarrow \mu\mu)}{\mathcal{B}(\phi \rightarrow K^+K^-)} \cdot \frac{\varepsilon_{TOT}^{J/\psi\phi}}{\varepsilon_{TOT}^{\phi\phi}} \cdot \varepsilon_{\mu}^{TOT}$$

- $\varepsilon^{J/\psi} / \varepsilon^{\phi\phi}$ reconstruction efficiency ratio determined from simulation
- To increase selection efficiency, only one muon is identified by muon chamber
- Need to determine ε_{μ}^{TOT} muon efficiency from data by counting J/Ψ states with either one or both muons identified by muon systems
- Muon efficiencies measures as function of muon transverse momentum



$B_s \rightarrow \Phi\Phi$ and $B_s \rightarrow J/\Psi\Phi$ Signal Yields

- Reconstruct $\Phi[\rightarrow KK]\Phi[\rightarrow KK]$ and $\Phi[\rightarrow KK]J/\Psi[\rightarrow \mu\mu]$ final states
- Signal selection based on optimized requirements on kinematic and topological quantities



$B_s \rightarrow J/\Psi\Phi$
selection

Variable	Cut
L_{xy}	$> 290 \mu\text{m}$
P_T^ϕ	$> 1.36 \text{ GeV}/c$
$P_T^{J/\psi}$	$> 2.0 \text{ GeV}/c$
χ_{xy}^2	< 18
d_0^B	$< 65 \mu\text{m}$
confirmation of ≥ 1 muon	

$B_s \rightarrow \Phi\Phi$
selection

Variable	Cut
L_{xy}	$> 330 \mu\text{m}$
$P_T^{K^* \text{ min}}$	$> 0.7 \text{ GeV}/c$
$d0_{max}^\phi$	$> 85 \mu\text{m}$
χ_{xy}^2	< 17
d_0^B	$< 65 \mu\text{m}$

$B_s \rightarrow \Phi\Phi$ Branching Ratio Results

- Signal yields: $N_{\phi\phi} = 295 \pm 20(\text{stat}) \pm 12(\text{syst})$ $N_{J/\psi\phi} = 1766 \pm 48(\text{stat}) \pm 41(\text{syst})$

$$\frac{\mathcal{B}(B_s^0 \rightarrow \phi\phi)}{\mathcal{B}(B_s^0 \rightarrow J/\psi\phi)} = [1.78 \pm 0.14(\text{stat}) \pm 0.20(\text{syst})] \cdot 10^{-2}$$

$$\mathcal{B}(B_s^0 \rightarrow \phi\phi) = [2.40 \pm 0.21(\text{stat}) \pm 0.27(\text{syst}) \pm 0.82(\text{BR})] \cdot 10^{-5}$$

- Compared to the 180 fb⁻¹ result: $\text{BR}(B_s \rightarrow \Phi\Phi) = (1.4 \pm 0.6(\text{stat.}) \pm 0.2(\text{syst.}) \pm 0.5(\text{BR})) \times 10^{-5}$

- Main systematic uncertainties from polarization amplitudes

- Comparison with theoretical calculations (from LHCb public note 2007-047):

<http://www-cdf.fnal.gov/physics/new/bottom/090618.blessed-Bsphphi2.9/lhcb-2007-047.pdf>

	BR[10 ⁻⁶]	f_L	Γ_T/Γ [%]	Comments	Reference
Experiment	$14_{-5}^{+6}(\text{stat.}) \pm 6(\text{syst.})$	—	—		[4]
QCD Factorisation	$21.8_{-1.1-17.0}^{+1.1+30.4}$ $19.5_{-1.0-8.0}^{+1.0+13.1}$	43_{-0-34}^{+0+61} 48_{-0-27}^{+0+26}		WA from data ^a	[5]
QCD Factorisation	13.1		13.4	see erratum	[6]
Naive Factorisation	9.05		11.7	see erratum	
NLO EWP ^a	6.80		13.7	T and P ^b	[7]
	5.20		13.7	T, P and EWP ^b	
Factorization	0.37 — 25.1			Range	[8]

^a WA stands for “Weak Annihilation”.

^b T, P and EWP stand for “Tree”, “Penguin” and “Electroweak Penguin”,

[4] D. Acosta *et al.*, Phys. Rev. Lett. **95**, 031801 (2005).

[5] M. Beneke *et al.*, hep-ph/0612290.

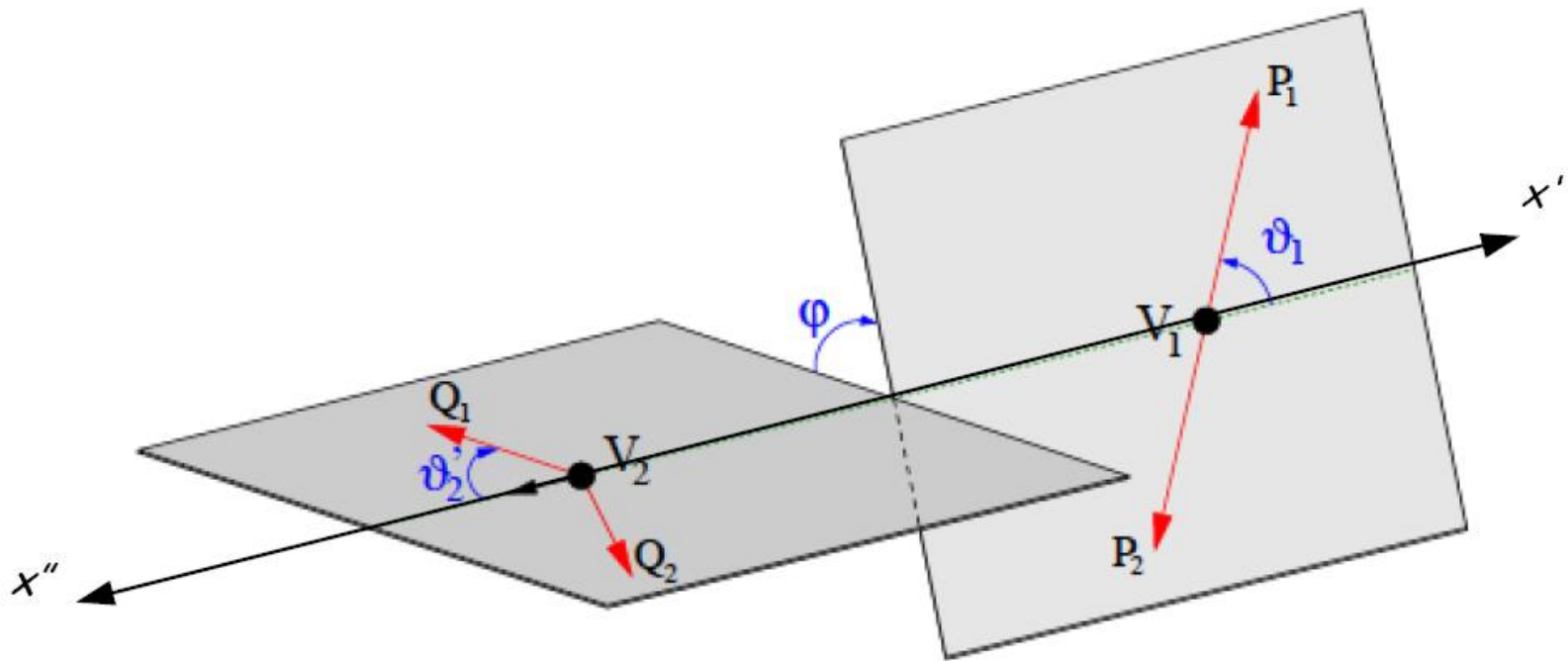
[6] X. Li *et al.*, Phys. Rev. **D68**, 114015 (2003); Erratum-ibid. **D71**, 019902 (2005) ph/0309136.

[7] D. Du and L. Guo, J. Phys. G: Nucl. Part. Phys. **23**, 525 (1997).

[8] Y.H. Chen *et al.*, Phys. Rev. **D59**, 074003 (1999).

Decay Angles in Helicity Basis

- Angles θ_1 and θ_2 are polar angles of positive kaons in each Φ rest frame
- φ is angle between two KK decay planes



$B_s \rightarrow \Phi\Phi$ Polarization Measurement

- Polarization measurement performed
 - without attempting to identify B_s flavor at production (un-tagged analysis) and
 - assuming CP violation phase $\Phi_s = 0$

- Decay rate $\frac{d^4\Lambda(\vec{\omega}, t)}{dt d\vec{\omega}} = \frac{9}{32\pi} \sum_{i=1}^6 K_i(t) f_i(\vec{\omega})$ in helicity basis:

- After time integration:

$$g_s^{(\omega)} = \frac{d^3\Lambda(\vec{\omega})}{d\vec{\omega}} = \frac{9}{32\pi} \frac{1}{\tilde{W}} \left[\tilde{\mathcal{F}}_e(\vec{\omega}) + \tilde{\mathcal{F}}_o(\vec{\omega}) \right]$$

where:

$$\tilde{\mathcal{F}}_e = \frac{2}{\Gamma_L} \left[|A_0|^2 f_1(\vec{\omega}) + |A_{\parallel}|^2 f_2(\vec{\omega}) + |A_0| |A_{\parallel}| \cos \delta_{\parallel} f_5(\vec{\omega}) \right] \quad \delta_{\parallel} = \arg(A_0^* A_{\parallel})$$

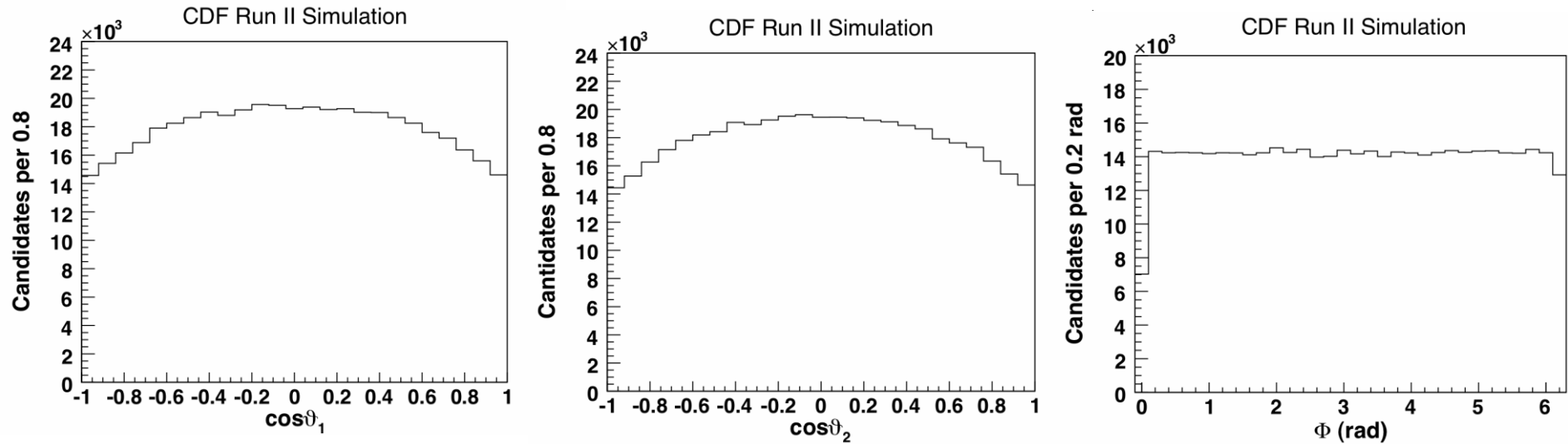
$$\tilde{\mathcal{F}}_o = \frac{2}{\Gamma_H} |A_{\perp}|^2 f_3(\vec{\omega}) \quad \delta_{\perp} = \arg(A_0^* A_{\perp})$$

$$\tilde{W} = \frac{|A_0|^2 + |A_{\parallel}|^2}{\Gamma_L} + \frac{|A_{\perp}|^2}{\Gamma_H}$$

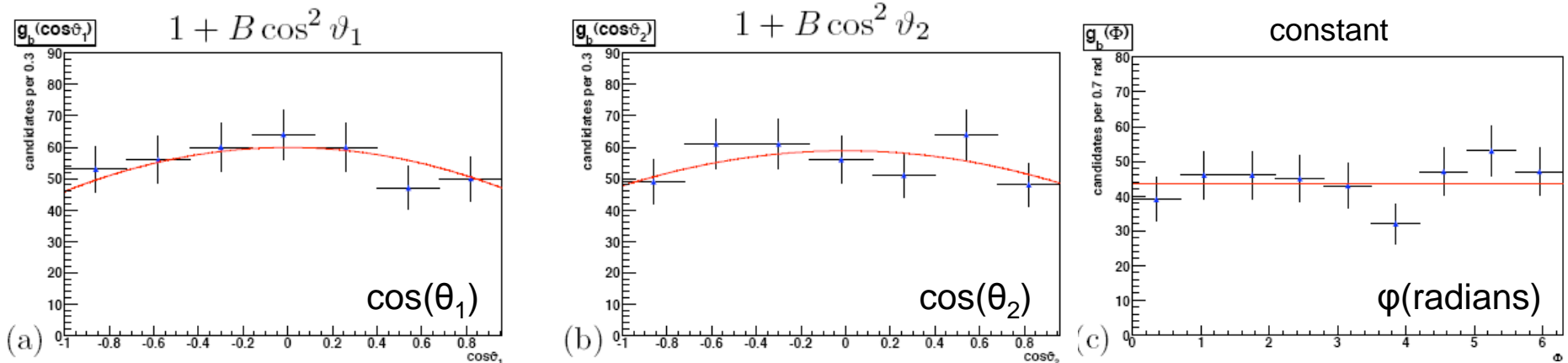
OBSERVABLES

Angular Acceptance and Background Distributions

- Detector acceptance sculpts angular distributions
- Acceptance function determined from simulation



- Background distributions (from B_s mass sidebands) consistent with acceptance functions:



Systematic Uncertainties

- The largest systematic uncertainties come from:
 - possible s-wave contributions like $B_s \rightarrow \Phi f^0$ or $B_s \rightarrow \Phi(KK)^{non-resonant}$
 - assumptions on heavy and light lifetimes and their effect on polarization via the lifetime dependent trigger acceptance

	$ A_0 ^2$ syst	$ A_{ } ^2$ syst	$ A_{\perp} ^2$ syst	$\cos \delta_{ }$ syst
MC reweight	± 0.003	± 0.001	± 0.002	± 0.007
Acceptance binning	± 0.001	± 0.001	± 0.000	± 0.004
Acceptance Model	± 0.005	± 0.002	± 0.003	± 0.005
Background Model	± 0.001	± 0.001	± 0.002	± 0.009
Acceptance ct -dependence	± 0.000	± 0.001	± 0.001	± 0.004
Reflection component	± 0.008	± 0.002	± 0.006	± 0.019
Non-resonant contribution	± 0.013	± 0.003	± 0.010	± 0.084
Satellite peak	± 0.004	± 0.000	± 0.004	± 0.020
Acceptance $\Delta\Gamma$ -dependence	± 0.009	± 0.009	± 0.016	± 0.011
$\tau_{L(H)}$ uncertainties	± 0.008	± 0.006	± 0.017	
CP-violation	± 0.002	± 0.001	± 0.003	± 0.009
total	± 0.021	± 0.011	± 0.027	± 0.090

Analysis Cross-Check with $B_s \rightarrow J/\psi\phi$ Decays

- In same $B_s \rightarrow J/\psi\phi$ sample used for branching ratio analysis measure polarization in $B_s \rightarrow J/\psi\phi$ decays
- Analysis performed in transversity basis
- Assume no CP violation: $\beta_s = 0$
- Angular acceptance determined from simulation as in the $B_s \rightarrow \phi\phi$ case
- Compared to CDF measurement from di-muon trigger with 5.2 fb^{-1} (see talk by Louise Oakes) and $D\bar{D}$ measurement with 2.8 fb^{-1} (Phys.Rev.Lett.102:032001,2009)

CDF displaced track trigger:
this measurement

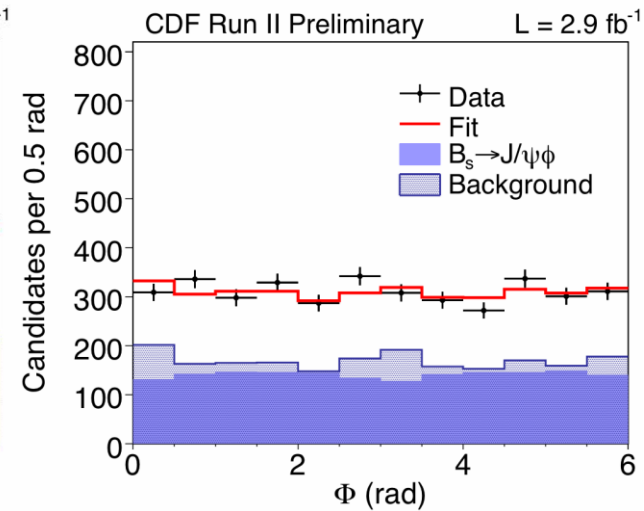
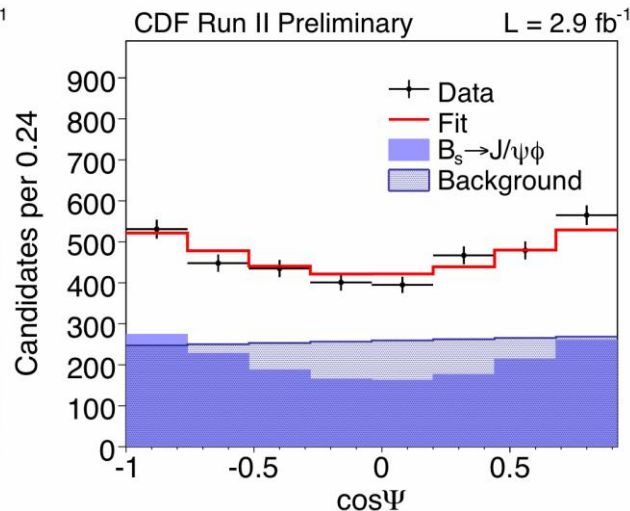
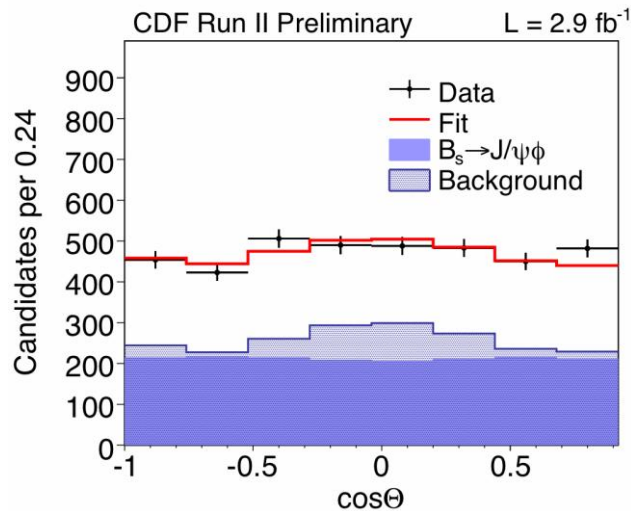
$ A_0 ^2$	0.534 ± 0.019
$ A_{ } ^2$	0.220 ± 0.025

CDF di-muon trigger (5.2 fb^{-1}):
see talk by Louise Oakes

$ A_0 ^2$	$0.523 \pm 0.012 \text{ (stat)} \pm 0.014 \text{ (syst.)}$
$ A_{ } ^2$	$0.232 \pm 0.014 \text{ (stat)} \pm 0.014 \text{ (syst.)}$

$D\bar{D}$ (2.8 fb^{-1}):
Phys.Rev.Lett. 102:032001,2009

$ A_0 ^2$	0.555 ± 0.027
$ A_{ } ^2$	0.244 ± 0.032

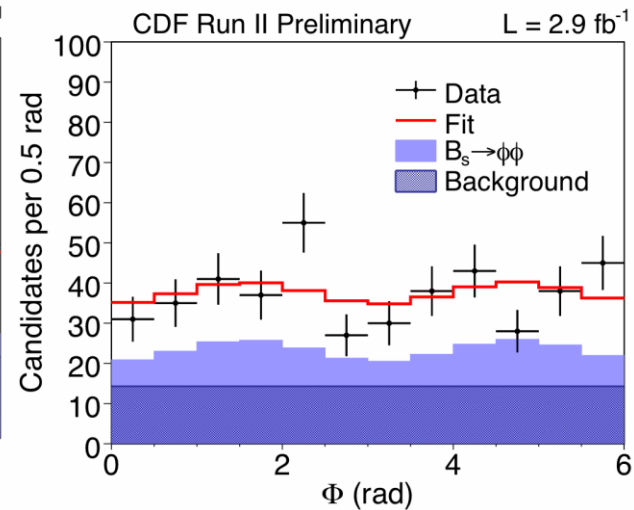
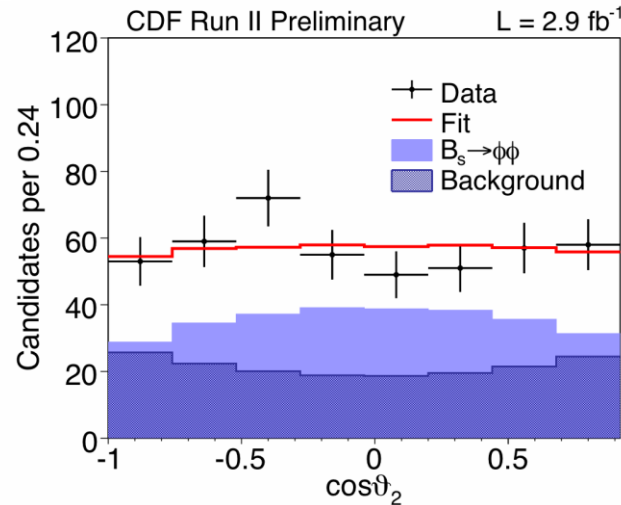
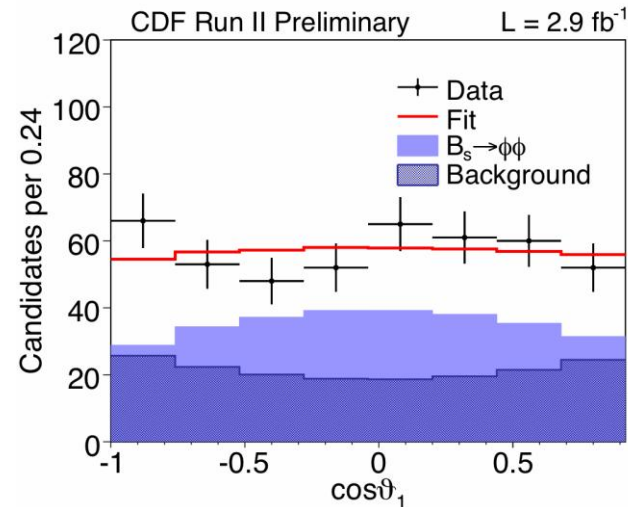
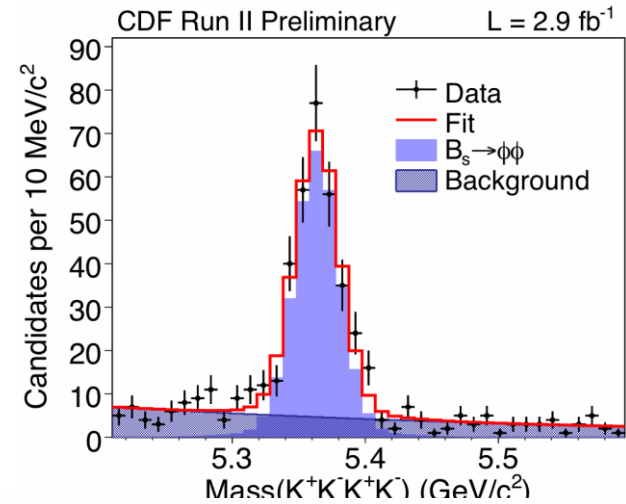


$B_s \rightarrow \Phi\Phi$ Fit Projections and Results

$$\begin{aligned}
 |A_0|^2 &= 0.348 \pm 0.041(\text{stat}) \pm 0.021(\text{syst}) \\
 |A_{\parallel}|^2 &= 0.287 \pm 0.043(\text{stat}) \pm 0.011(\text{syst}) \\
 |A_{\perp}|^2 &= 0.365 \pm 0.044(\text{stat}) \pm 0.027(\text{syst}) \\
 \cos \delta_{\parallel} &= -0.91^{+0.15(\text{stat})+0.09(\text{syst})}_{-0.13(\text{stat})-0.09(\text{syst})}
 \end{aligned}$$

$$f_L = 0.348 \pm 0.041 \quad (\text{stat}) \quad \pm 0.021 \quad (\text{syst})$$

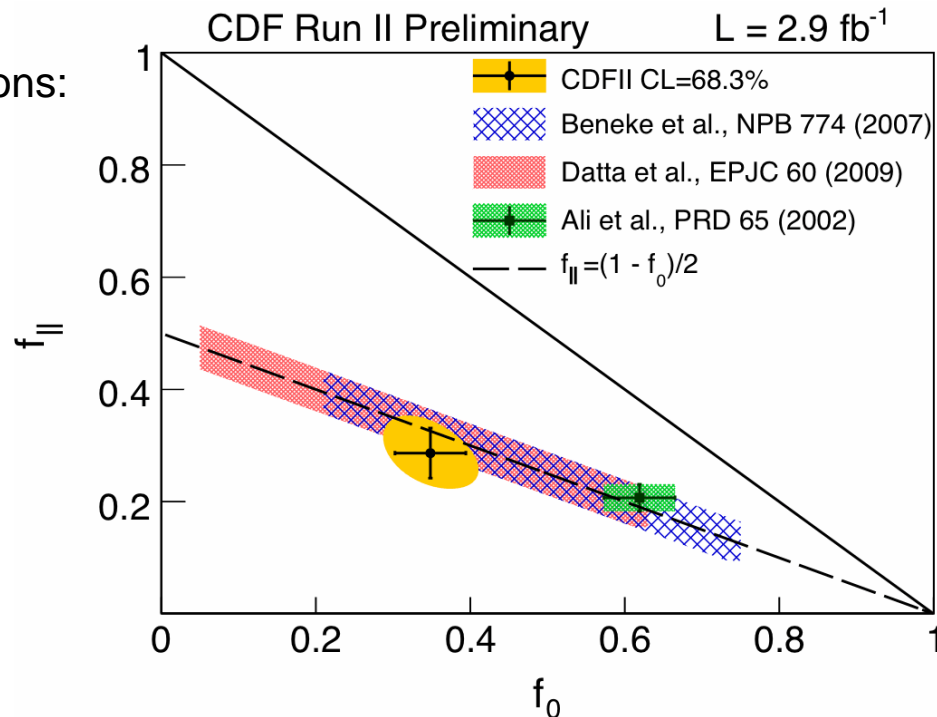
$$f_T = 0.652 \pm 0.041 \quad (\text{stat}) \quad \pm 0.021 \quad (\text{syst})$$



Remarks

- Naïve SM hierarchy $|A_0| \gg |A_{\parallel}| \simeq |A_{\perp}|$ not satisfied in $B_s \rightarrow \Phi\Phi$
- Instead, we observe $|A_0| \simeq |A_{\perp}| \gtrsim |A_{\parallel}|$
- Longitudinal polarization fraction $f_L \approx 0.35$ smaller than transverse component $f_T \approx 0.65$ different than:
 - SM expectation that transverse component is suppressed by m_{ϕ}/m_{B_s}
 - $B^+ \rightarrow \Phi K^{*+}$ ($f_L = 0.50 \pm 0.05$) and $B^0 \rightarrow \Phi K^{*0}$ ($f_L = 0.484 \pm 0.033$)

- Comparison with theoretical predictions:



Conclusions and Outlook

- First measurement of the polarization amplitudes in $B_s \rightarrow \Phi\Phi$ decays performed at the Tevatron by the CDF experiment using 2.9 fb^{-1} of data:

$$\begin{aligned} |A_0|^2 &= 0.348 \pm 0.041(\text{stat}) \pm 0.021(\text{syst}) \\ |A_{\parallel}|^2 &= 0.287 \pm 0.043(\text{stat}) \pm 0.011(\text{syst}) \\ |A_{\perp}|^2 &= 0.365 \pm 0.044(\text{stat}) \pm 0.027(\text{syst}) \\ \cos \delta_{\parallel} &= -0.91^{+0.15(\text{stat})+0.09(\text{syst})}_{-0.13(\text{stat})-0.09(\text{syst})} \end{aligned}$$

- Already 7 fb^{-1} of data on tape and about 10 fb^{-1} expected by the end of the Tevatron running in 2011
- Expect half statistical errors with 10 fb^{-1} by end of 2011
- A time dependent analysis with 10 fb^{-1} will also measure $\Delta\Gamma_s$ in this decay mode



Backup

Backgrounds

- B decays mis-reconstructed as $B_s \rightarrow \Phi\Phi$ when a pion is mis-identified as a kaon:

$$B^0 \rightarrow \phi K^{*0} \rightarrow K^+ K^- K^+ \pi^-$$

$$B_s^0 \rightarrow \bar{K}^{*0} K^{*0} \rightarrow K^- \pi^+ K^+ \pi^-$$

- Estimated as:

$$N(B^0 \rightarrow \phi K^*) = \frac{f_d \mathcal{B}(B^0 \rightarrow \phi K^{*0}) \mathcal{B}(K^{*0} \rightarrow K^+ \pi^-) \varepsilon^{\phi K^*}(\phi\phi)}{f_s \mathcal{B}(B_s^0 \rightarrow J/\psi\phi) \mathcal{B}(J/\psi \rightarrow \mu\mu) \varepsilon^{J/\psi\phi}} N(B_s^0 \rightarrow J/\psi\phi)$$

$$N(B_s^0 \rightarrow \bar{K}^{*0} K^{*0}) = \frac{\mathcal{B}(B_s^0 \rightarrow \bar{K}^{*0} K^{*0}) \mathcal{B}(K^{*0} \rightarrow K^+ \pi^-) \mathcal{B}(K^{*0} \rightarrow K^+ \pi^-) \varepsilon^{\bar{K}^* K^*}(\phi\phi)}{\mathcal{B}(B_s^0 \rightarrow J/\psi\phi) \mathcal{B}(J/\psi \rightarrow \mu\mu) \mathcal{B}(\phi \rightarrow K^+ K^-) \varepsilon^{J/\psi\phi}} \cdot N(B_s^0 \rightarrow J/\psi\phi)$$

reflection	$\varepsilon(\phi\phi)$	number of events
$B_s^0 \rightarrow \bar{K}^{*0} K^{*0}$	$\sim 10^{-6}$	0
$B^0 \rightarrow \phi K^{*0}$	$(0.0134 \pm 0.0002)\%$	8 ± 3

- $B^0 \rightarrow J/\Psi K^{*0}$ decays mis-reconstructed as $B_s \rightarrow J/\Psi\Phi$ decays

$$f_{J/\psi K^{*0}} = \frac{f_d \mathcal{B}(B^0 \rightarrow J/\psi K^{*0}) \mathcal{B}(K^{*0} \rightarrow K^+ \pi^-) \varepsilon^{J/\psi K^{*0}}(J/\psi\phi)}{f_s \mathcal{B}(B_s^0 \rightarrow J/\psi\phi) \mathcal{B}(\phi \rightarrow K^+ K^-) \varepsilon^{J/\psi\phi}} = 0.0419 \pm 0.0093$$

Comparison with theoretical predictions:

	f_L [%]	f_T [%]
CDFII experimental result 2.9 fb ⁻¹	34.8±4.1(stat.)±2.1(syst.)	65.2±4.1(stat.)±2.1(syst.)
QCD factorization (2009) A. Datta, D. London, J. Matias, M. Nagashima and A. Szykman, Final-state Polarization in B_s Decays , arXiv:hep-ph/0802.0897v2	34 ±28	66±28
QCD factorization 1.a (2007)	43 ±0 ⁺⁶¹ ₋₃₄	57±0 ⁺⁶¹ ₋₃₄
QCD factorization 1.b (2007) M. Beneke, J. Rohrer and D. Yang, Branching fractions, polarization and asymmetries of B→VV decays . <i>Nuclear physics B</i> , vol. 774(Issues 1-3):pgs.64-101, 9 July 2007 or arXiv:hep-ph/0612290v2	48 ±0 ⁺²⁶ ₋₂₇	52 ±0 ⁺²⁶ ₋₂₇
QCD factorization 2	86.6	13.4
NAIVE factorization X. Li, G. Lu and Y. Yang, Charmless B→VV decays in QCD Factorization . <i>Phys. Rev. D</i> 71, 019902(E) (2005)	88.3	11.7
NLO EWP 1	86.3	13.7
NLO EWP 2 D. Du and L. Guo, Electroweak penguin contributions in charmless B→VV decays beyond leading logarithms , <i>J.Phys.G</i> 23, 525.(1997)	86.3	13.7
Perturbative QCD (2002) A. Ali, G. Kramer, Y. Li, C. Lu, Y. L. Shen, W. Wang and Y. Wang, Charmless nonleptonic B₀s decays to PP, PV and VV final state in the pQCD approach . <i>Phys. Rev. D</i> 76, 074018 (2007)	61.9 ^{+3.6+2.5} _{-3.2-3.3}	38.1 ^{+3.6+2.5} _{-3.2-3.3}