

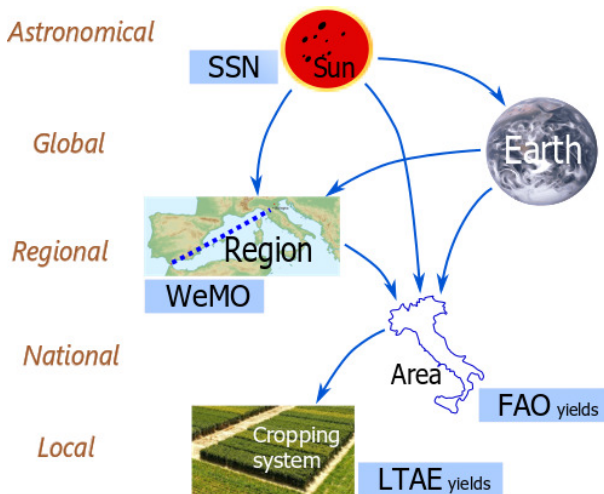
Climate Change in SSN, WeMO and Grain Production Fluctuations

Giuliano Vitali & Guido Baldoni

Università di Bologna - giuliano.vitali@unibo.it

SIF.106 - Milano 14-18 Sept 2020

Causality & scale



Parametric analysis

- **Continuous Transform** $F(\omega) = \int_{\tau=0}^t K(\tau, \omega) \cdot f(\tau) d\tau$

- **Discrete** $F_k = \sum_{i=1}^N K_{k,i} \cdot f_i \implies F = K \cdot f$

- **Fourier Analysis (FA)** : kernel = simple harmonic $K(t, \omega) = e^{i\omega t}$

- **Discrete FA** \rightarrow DFT, FFT $F_k = \sum_{i=1}^N e^{i2\pi kt_i} \cdot x_i$

NON Parametric Analysis

- Empirical Mode Decomposition (EMD)
- Singular Spectrum Analysis (SSA)

Stationarity Tests

- Kwiatkowski–Phillips–Schmidt–Shin (KPSS)
- Augmented Dickey Fuller (ADF)

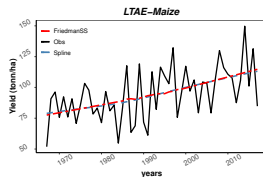
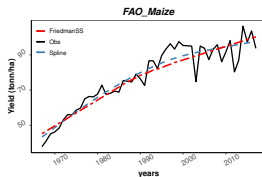
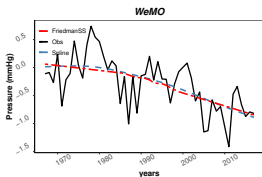
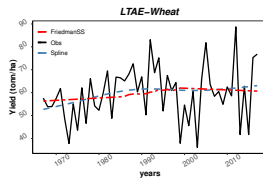
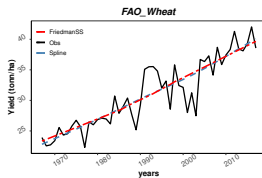
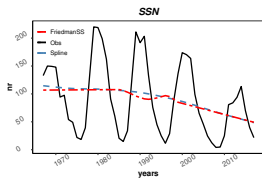
NON Parametric Analysis .. LOCAL operators

- Circulant SSA (CSSA)
- Sliding SSA (SSSA)

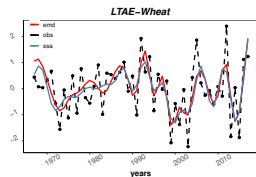
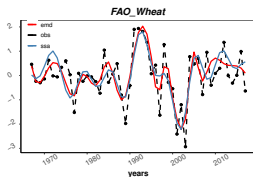
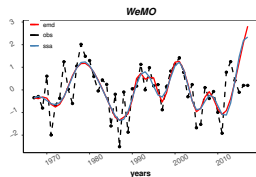
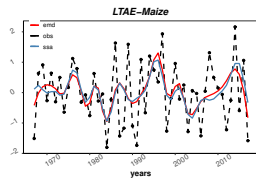
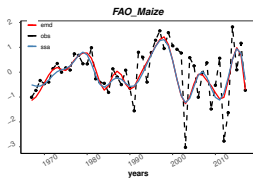
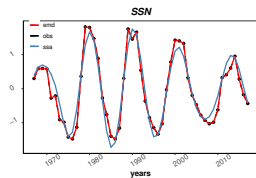
Parametric Analysis

- **Windowed FT**
 - **Wavelet Transform WT**
 - **Discrete Wavelet DWT**
 - **Cross Wavelet Transform - CWT**

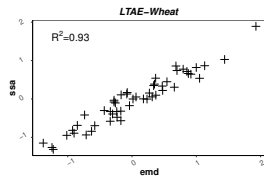
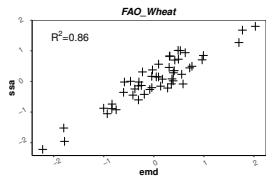
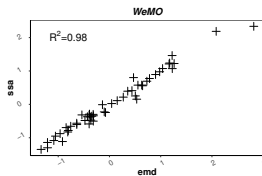
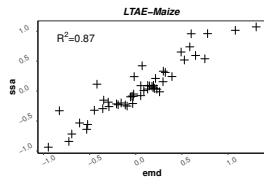
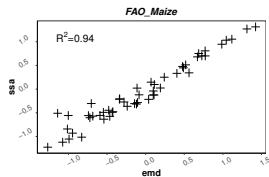
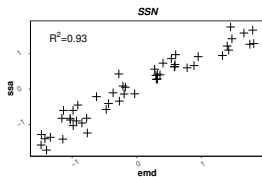
Trends



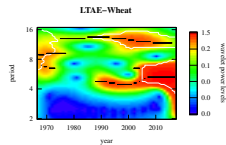
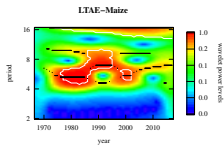
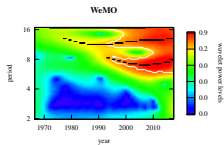
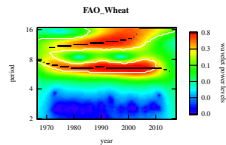
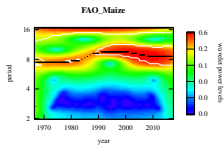
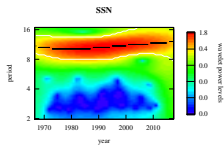
Denoising 1/2



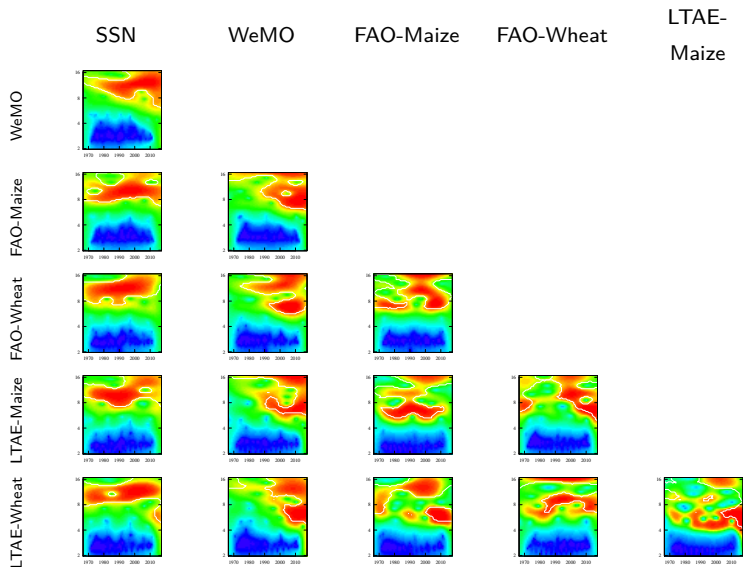
Denoising 2/2



Wavelet Analysis



Cross Wavelet Analysis



...

Many thanks for your attention

further details on <https://arxiv.org/pdf/2002.07039.pdf>