

CORAM (COsmic RAY Mission)

G. Chiarello, M.R. Coluccia, A. Corvaglia, P. Creti, I. De Mitri, M. Panareo, C. Pinto,
M. Solters

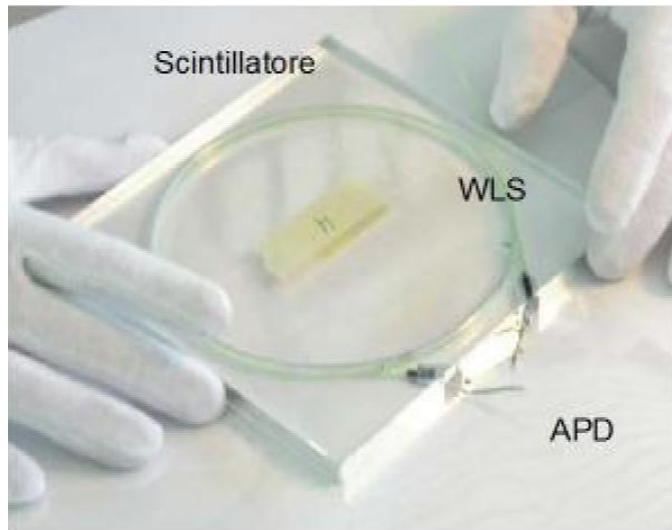
Dipartimento di Matematica e Fisica “E. De Giorgi”, Università del Salento
and INFN Sezione di Lecce



Cosa è CORAM

- Iniziativa di **outreach**, nata da contatti con alcune scuole secondarie di II grado delle province di **Lecce e Brindisi**
- Costruzione detector e **misura del flusso di raggi cosmici con la quota** in occasione del centenario della loro scoperta
- Possibilità volo su **pallone** stratosferico e/o **utilizzo “a terra”** per misure, mostre, “open days”, etc.
- Finanziamento del detector ottenuto dalla **Commissione 5** dell'INFN
- **Primo prototipo costruito ed utilizzato per campagne di misure in montagna e underground (LNGS) in marzo 2012.**
- Partecipazione **International Cosmic Day** dal 2012

L'apparato sperimentale



Quattro piani di rivelatore a scintillazione (BC-412) di circa $14,5 \times 14,5 \times 1$ cm³, letti con fibre WLS e APD (A.Akimedov et al., ITEP Mosca), intervallati da **assorbitori in ferro**.

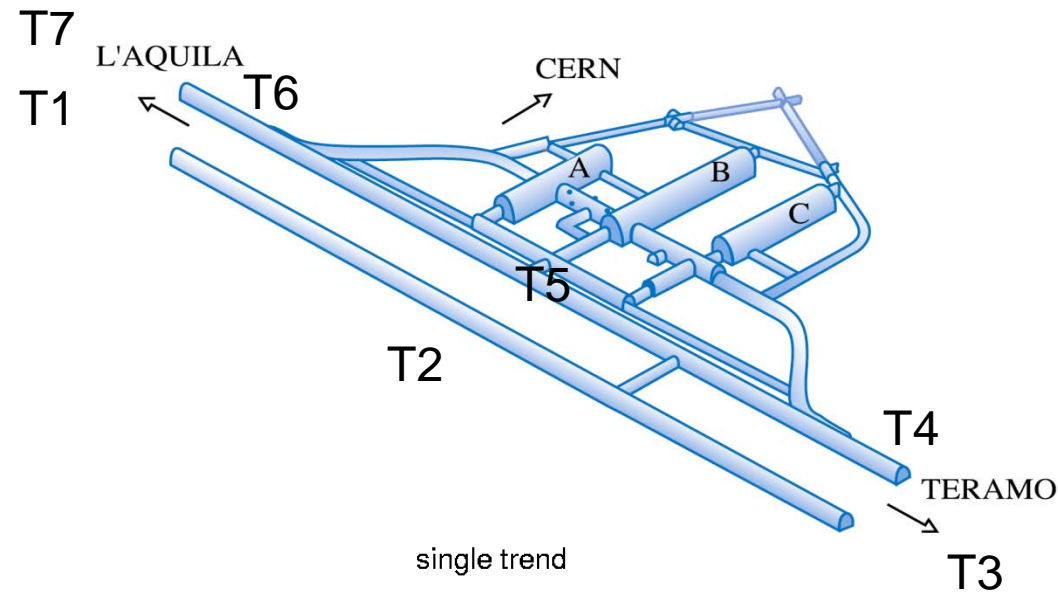
I segnali dei vari detector vengono messi in coincidenza in finestre temporali di 80ns.



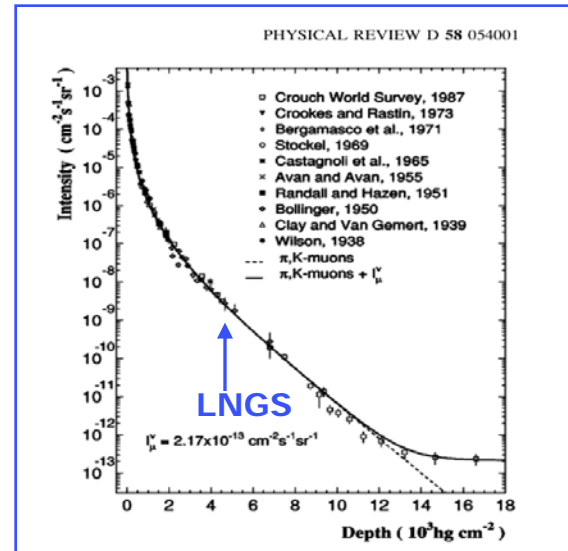
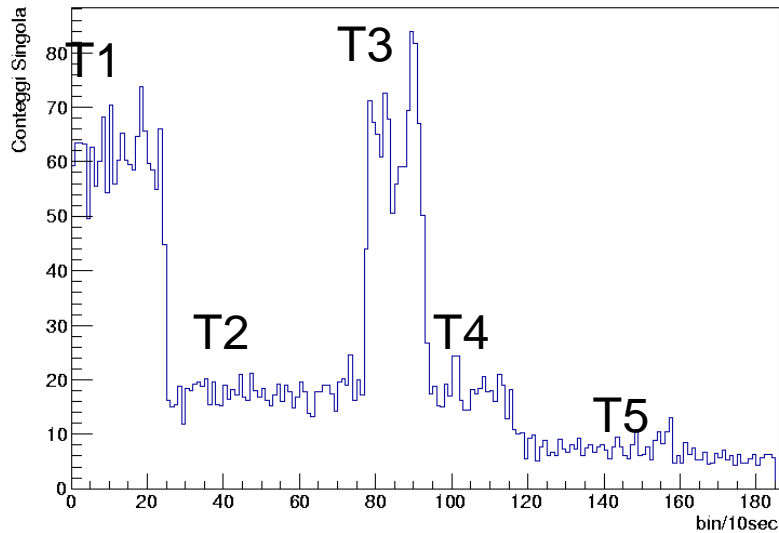
Ad intervalli regolari di tempo ΔT (di larghezza programmabile) viene registrato il numero di **single** e di coincidenze **doppie**, **triple** e **quadruple**.

La rate di coincidenze accidentali e' estremamente bassa dato il valore della rate di fondo del singolo detector (≈ 1 Hz)

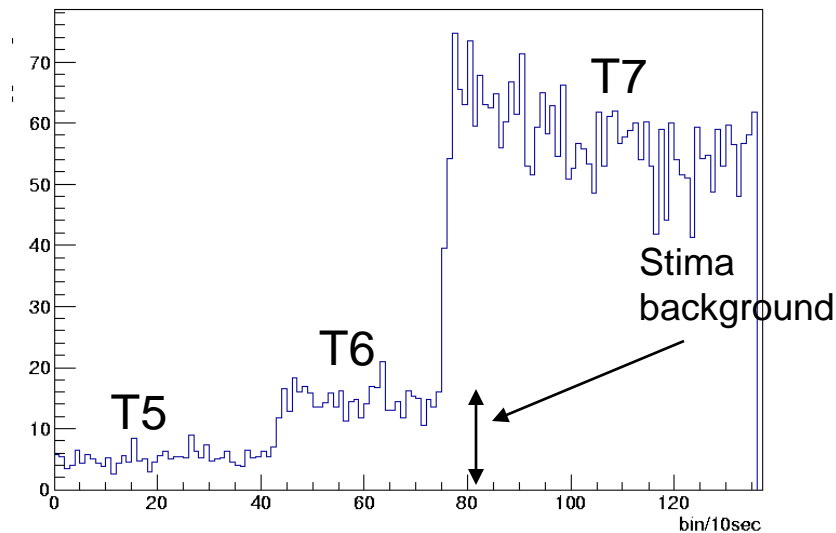
Misure in galleria (LNGS)



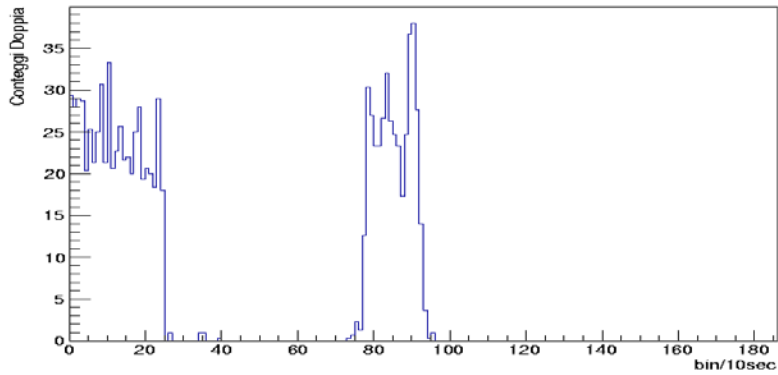
single trend



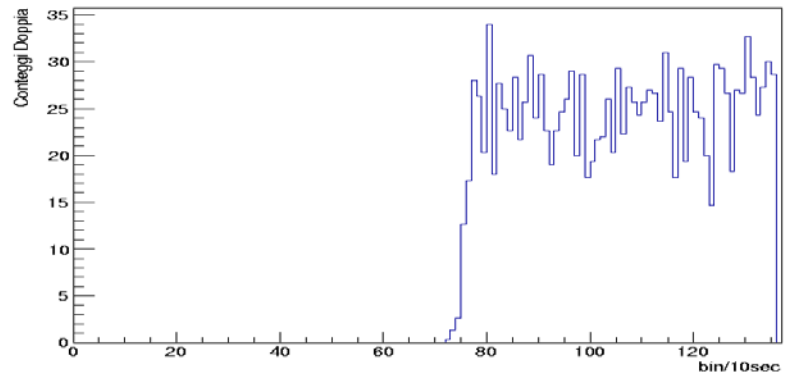
single trend



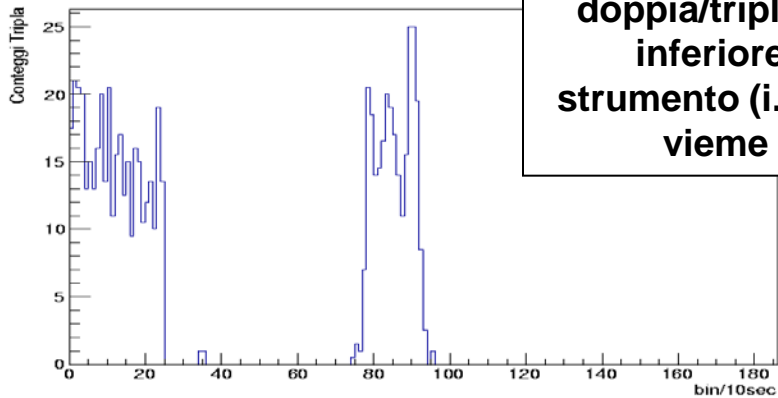
doppie trend



doppie trend

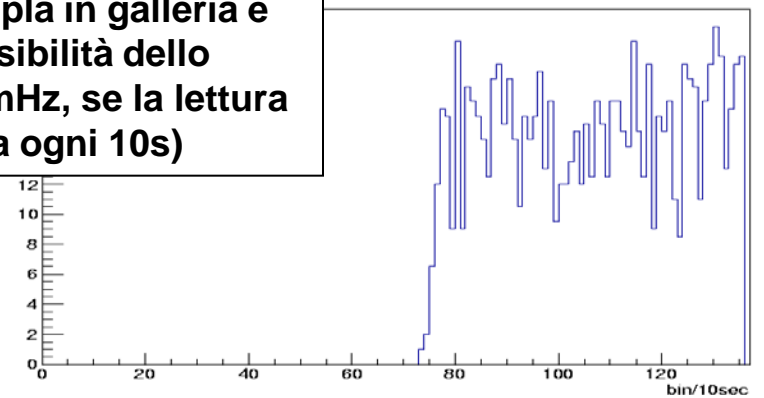


Triple trend

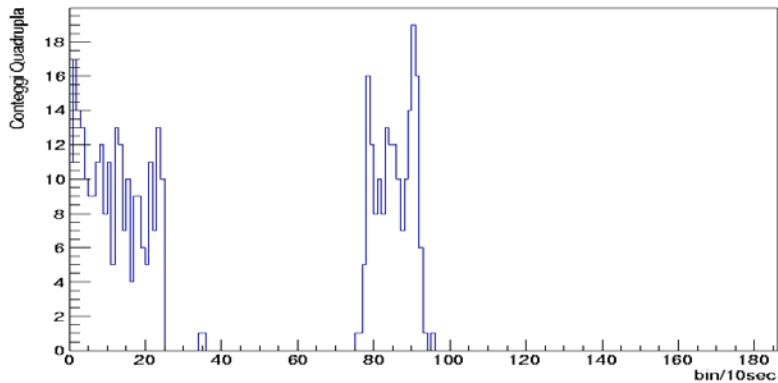


In accordo con le previsioni, la rate di doppia/tripla/quadrupla in galleria è inferiore alla sensibilità dello strumento (i.e. < 100mHz, se la lettura viene effettuata ogni 10s)

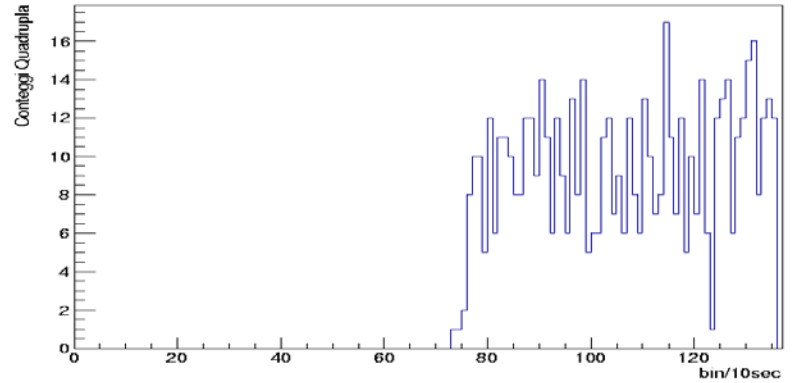
Triple trend



Quadrup trend



Quadrup trend



THE PHYSICAL REVIEW

A Journal of Experimental and Theoretical Physics Established by E. L. Nichols in 1893

VOL. 57, No. 6

MARCH 15, 1940

SECOND SERIES

The Variation of the Hard Component of Cosmic Rays with Height and the Disintegration of Mesotrons

BRUNO ROSSI, *University of Chicago, Chicago, Illinois*

NORMAN HILBERRY, *New York University, University Heights, New York, New York*

AND

J. BARTON HOAG, *University of Chicago, Chicago, Illinois*

(Received January 10, 1940)

The vertical intensity of the hard component of cosmic rays was measured at different altitudes with a threefold coincidence counter tube arrangement. Measurements were taken with and without a graphite layer above the counters in order to compare the absorption of the hard component in air and in carbon. The counting rate observed under a given mass of air-plus-carbon was found to be considerably larger than the rate observed under the same mass of air alone. We interpret the difference as due to the spontaneous decay of the mesotrons which form the hard component of cosmic rays.



Bruno Rossi e la moglie Nora Lombroso su Mt. Evans (1939)

Nel 1939, Bruno Rossi effettua una campagna di misure a **diverse quote**, sulle montagne rocciose, per indagare il fenomeno dell'**assorbimento anomalo** dei "mesotroni".

L'apparato sperimentale e' costituito da contatori Geiger e assorbitori di piombo e grafite.

Le misure vengono effettuate, a bordo di un bus dell'Università di Chicago, a varie quote sul livello del mare:

Chicago (180 m), Denver (1600m), Echo Lake (3240m), Mt. Evans (4300m)

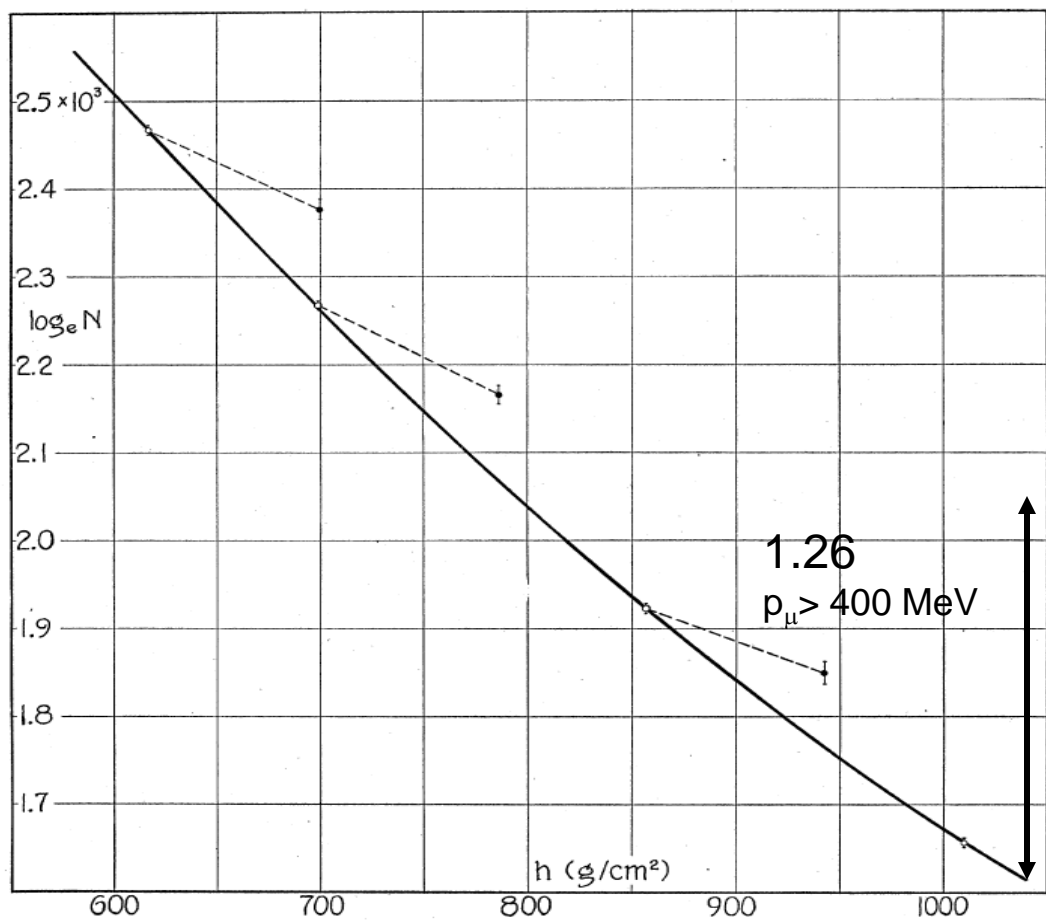

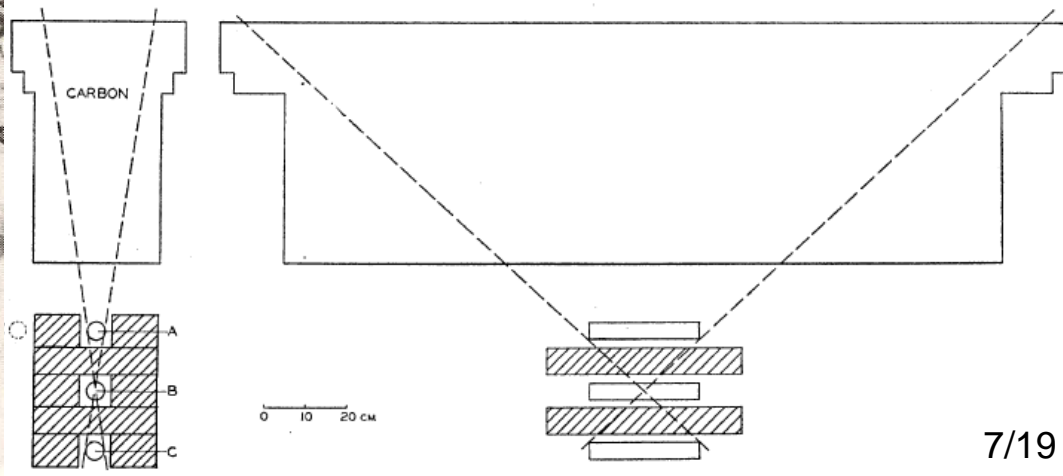
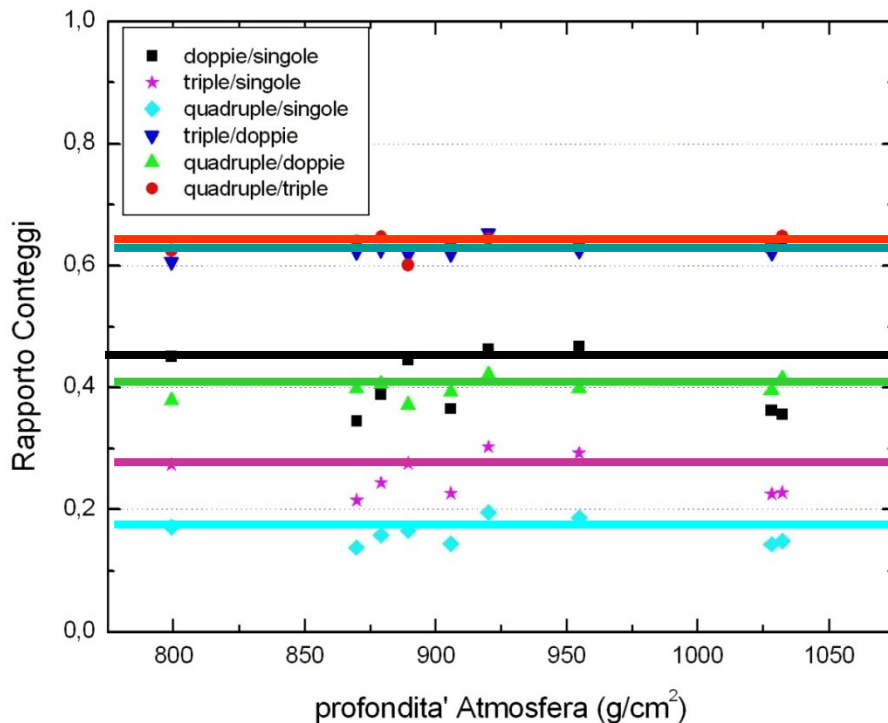
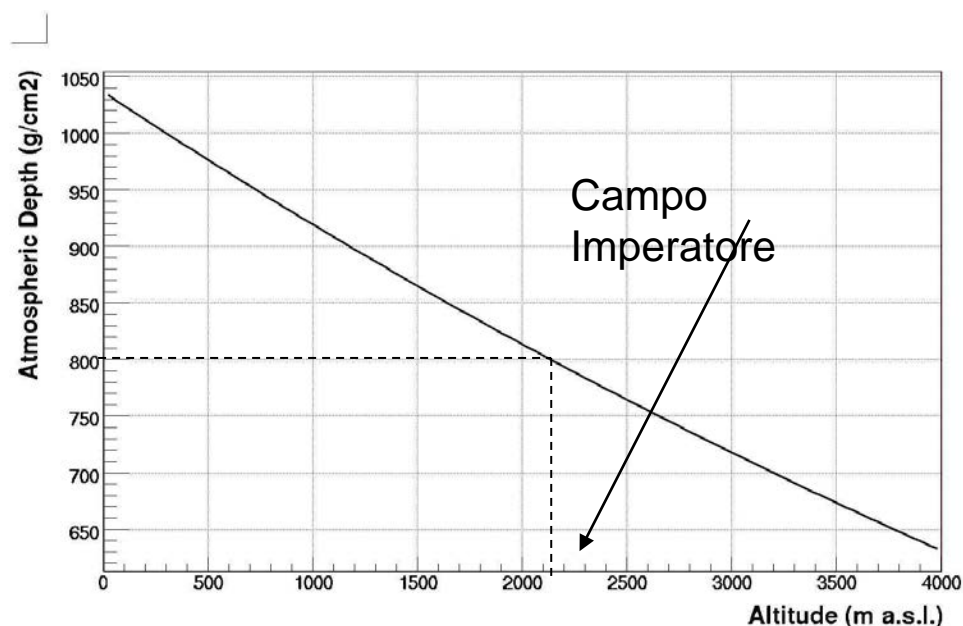


FIG. 3. Intensity of cosmic-ray mesotrons as a function of the depth.





	Quota (m s.l.m.)
Brecciarola	65
Navelli	684
LNGS esterni	990
Rocca di Cambio	1270
Rocca di Mezzo	1366
Fonte Cerreto	1120
Monte Cristo	1453
Campo Imperatore	2140

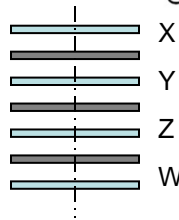
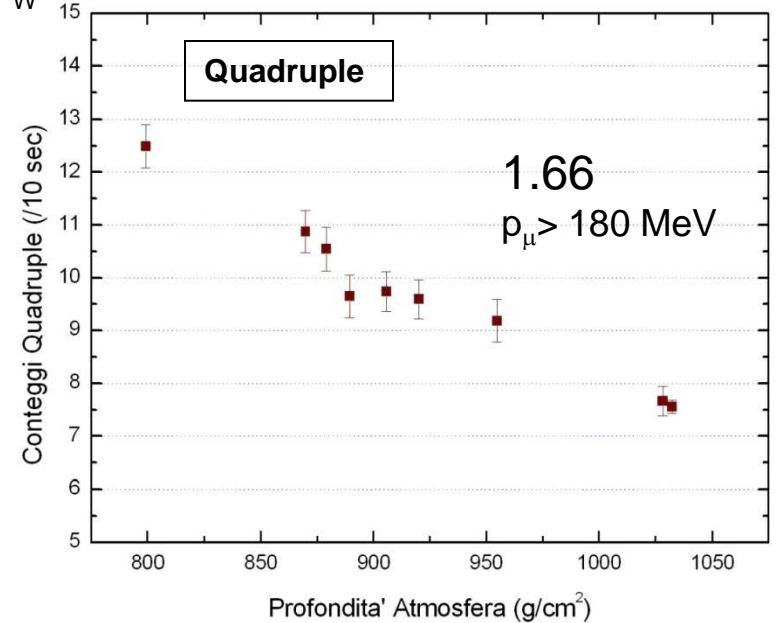
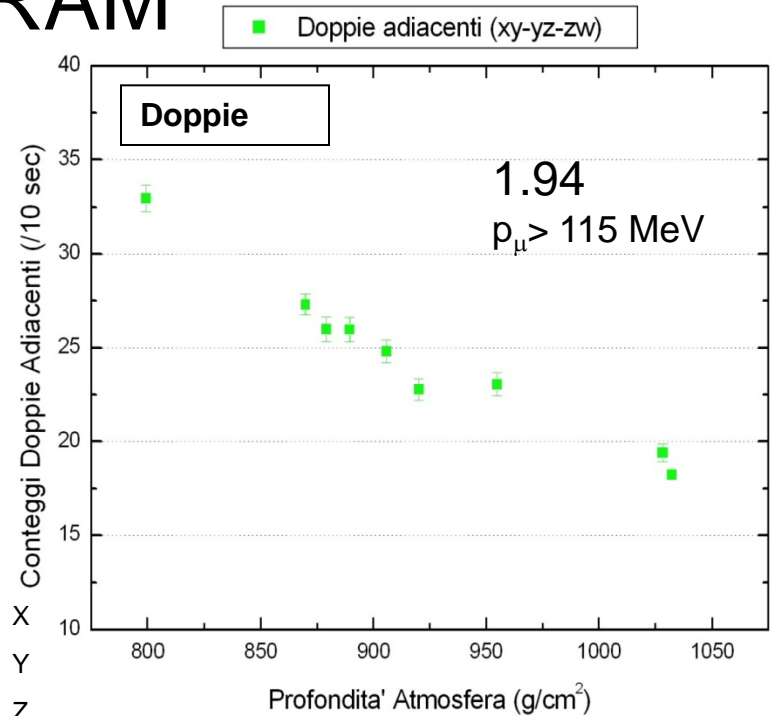
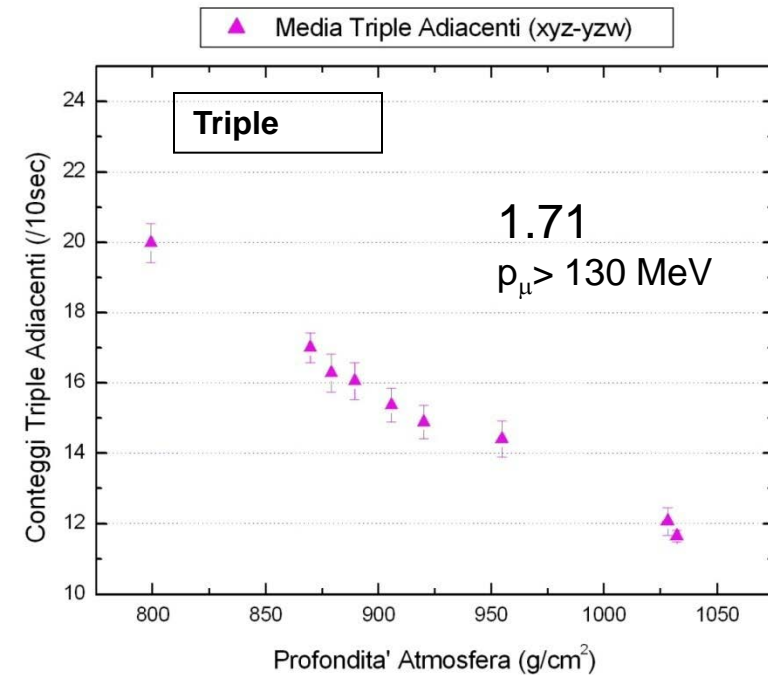
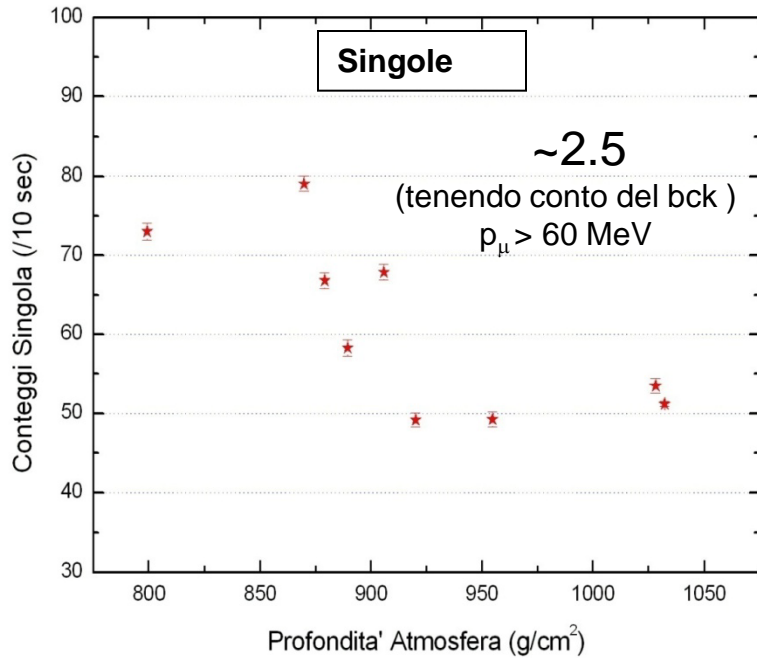


I rapporti tra le rates (e quindi le efficienze) risultano indipendenti dalla quota e in accordo con i valori attesi sulla base della geometria del detector, assumendo:

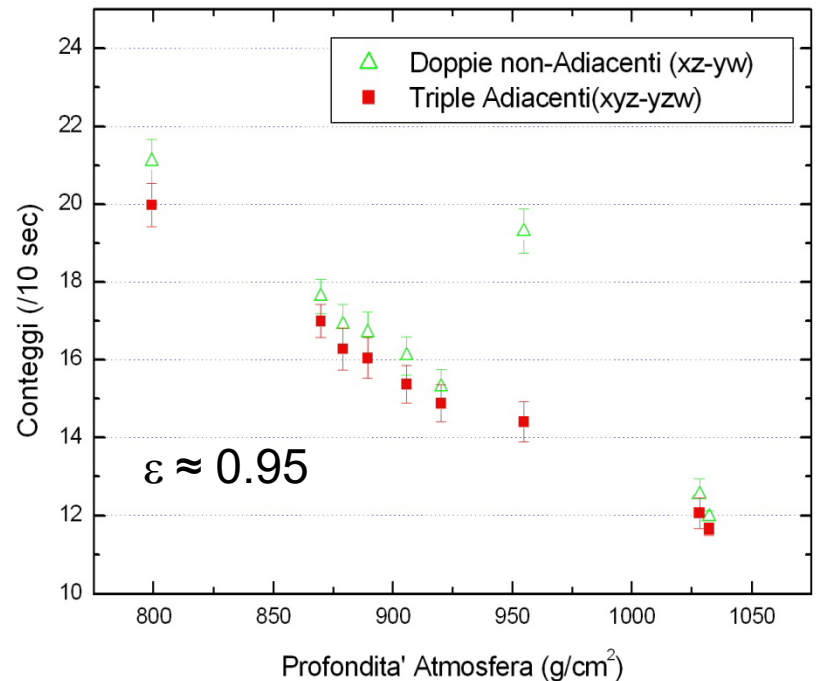
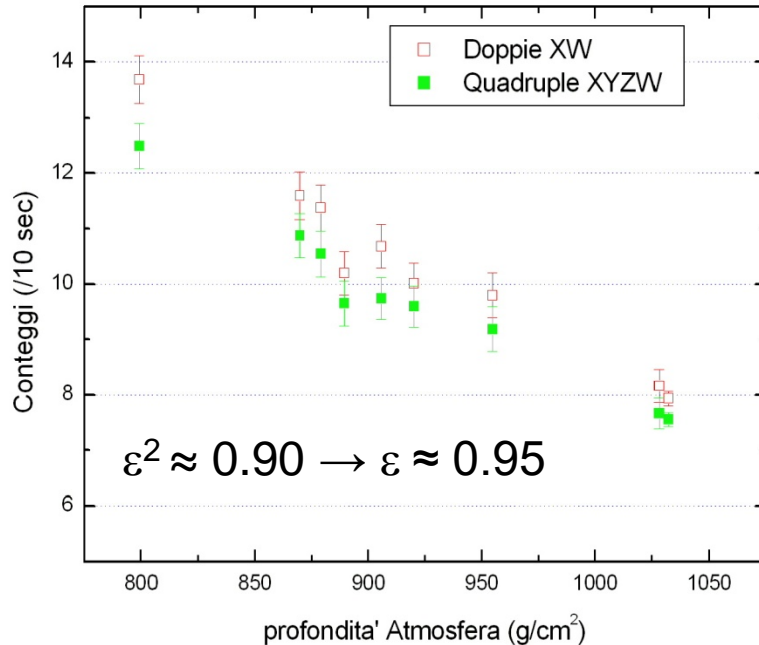
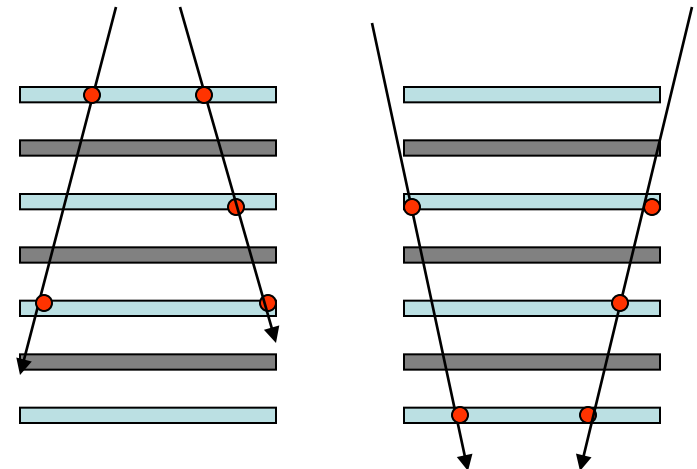
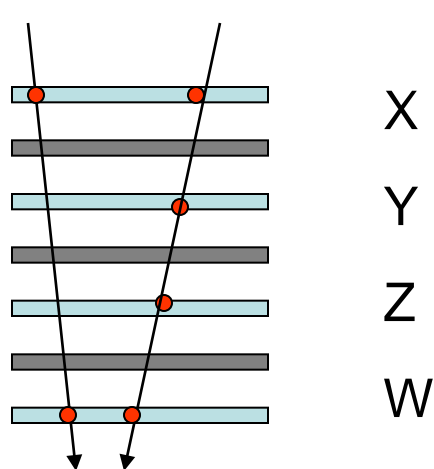
$$\langle \varepsilon \rangle \approx 92\% \quad R_{bck}^s \approx 1.8 \text{ Hz}$$

in accordo con quanto misurato in laboratorio

Le misure di CORAM



Ulteriori misure di efficienza

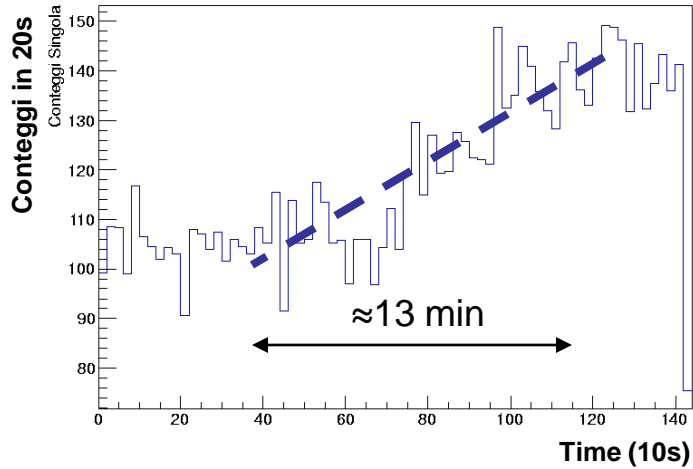


Misure durante la salita in funivia

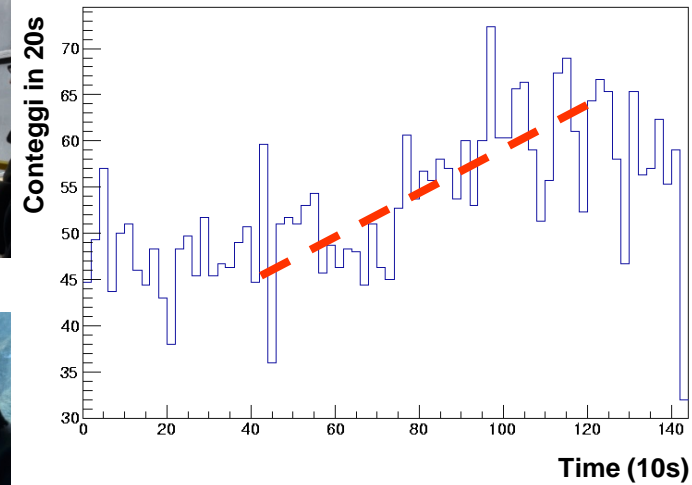
da Fonte Cerreto (1100m)
a Campo Imperatore (2100m)



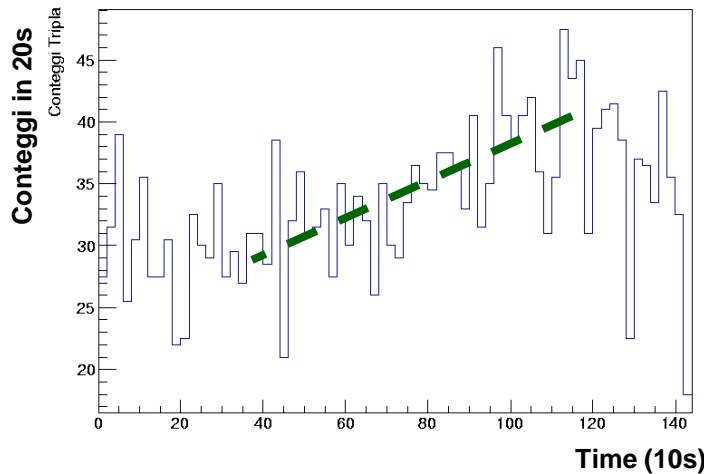
single trend



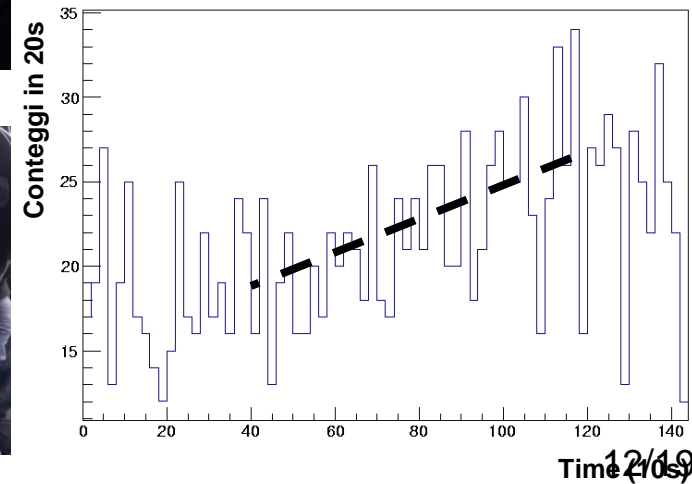
doppie trend




Triple trend



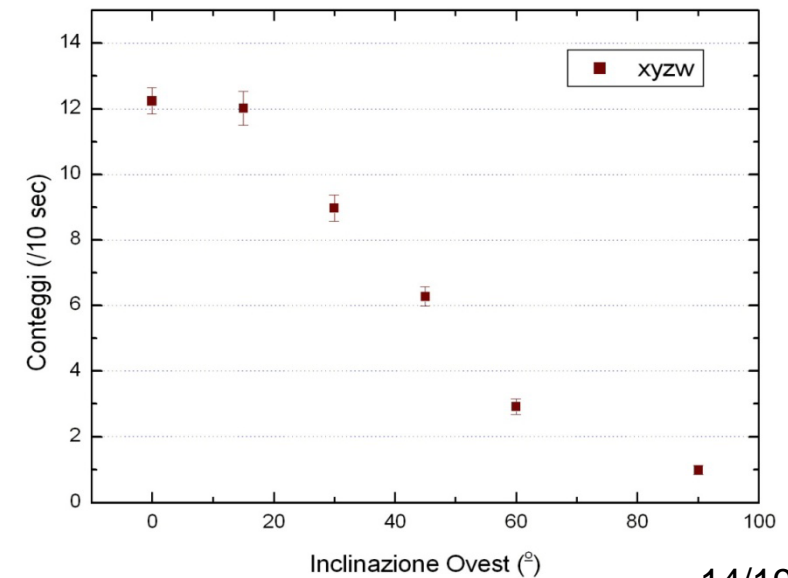
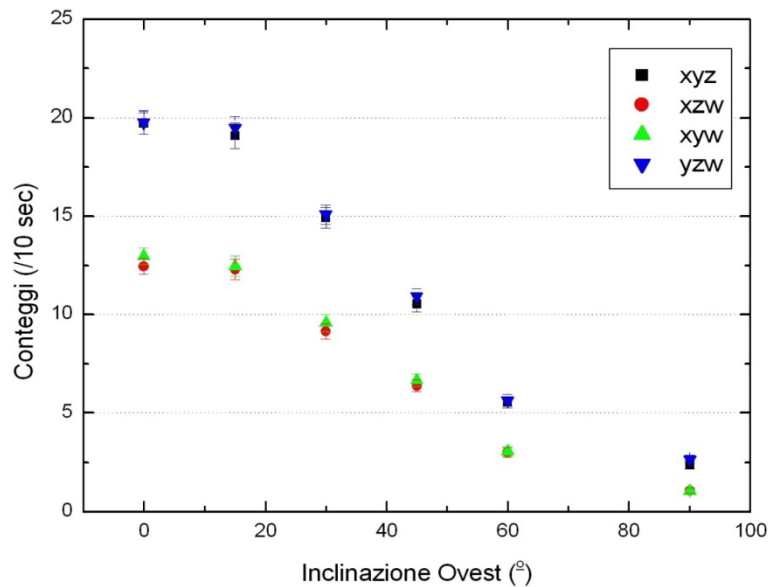
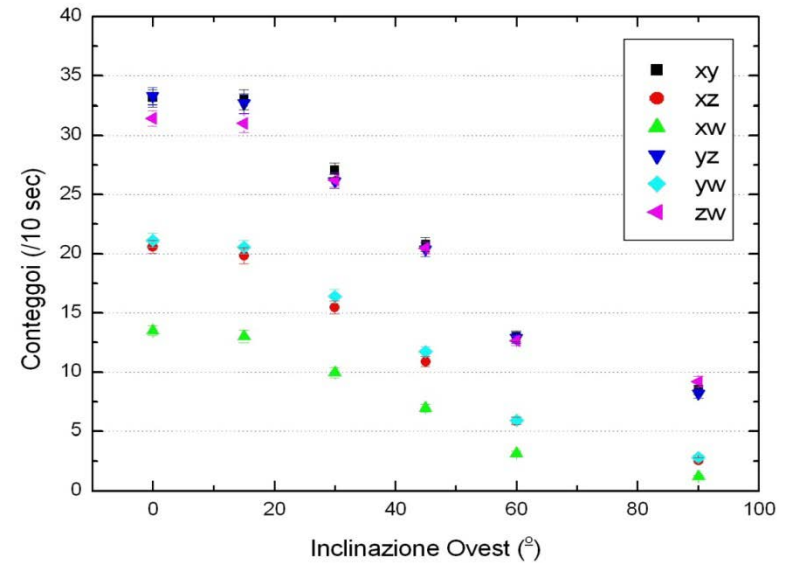
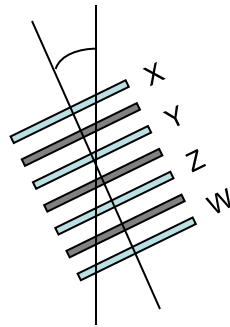
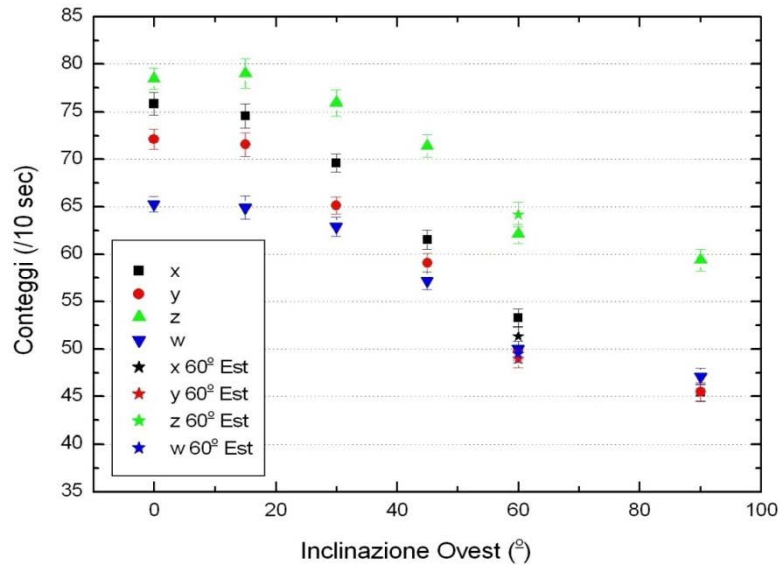
Quadrup trend



Dipendenza dall'angolo di zenith



Dipendenza dall'angolo di zenith



“Risultati”

- Vari seminari/incontri per la formazione dei docenti
- Vari seminari/incontri con gli studenti
- Partecipazione “Notte dei Ricercatori”, Settimana della Cultura Scientifica....
- **Menzione di merito Congresso SIF 2011** e relativa pubblicazione
- Tesi Fisica e Ingegneria delle telecomunicazioni
- Campagna di **misure in alta quota** / visita di LNGS con gli studenti
- Coinvolgimento summer student americano nell’ambito dello scambio DOE-INFN
- **Premio CAEN** per il miglior poster a SciNeGHE 2012
- Coll. con Michael Walter , DESY, commissione C4 “Cosmic Rays” della IUPAP
- Partecipazione **International Cosmic Day** con una rete europea di scuole il 26 settembre (<http://ippog.web.cern.ch/resources/2012/international-cosmic-day-2012>)
-



**International
Cosmic Day** 
Sept. 26, 2012

“highschool students” fatto misure ed analisi dati (presso laboratori universita’ di tutto il mondo) di alcune caratteristiche della radiazione cosmica e confrontato i risultati su una wiki page.



IvanDemitri Settings Logout
Search Titles Text

Zenith Angl...les Results » Experiments » Results » Certificate...deo message » InternationalCosmicDay

- Wiki
- WikiPolicy
- RecentChanges
- FindPage
- HelpContents
- InternationalCosmicDay

InternationalCosmicDay



Welcome to the International Cosmic Day Wiki

Here you will find some informations about the International Cosmic Day on the 26th of September. If you look for general informations you can take a look on the [website for the International Cosmic Day](#).

If you need some help with the wiki you can use the *Help Contents* in the list on the left side. Feel free to contact us if you have any further remarks or questions.

Sections

- [Informations around the experiments](#)
- [Results](#)
- [Further informations and materials](#)
- [Certificates and video message](#)

Internal - only accessible vor supervisors

- [Agenda, blank poster and instruction for adding a placemark to the map](#)
- [Add and manage new participators](#)
- [Slides for the presentation](#)

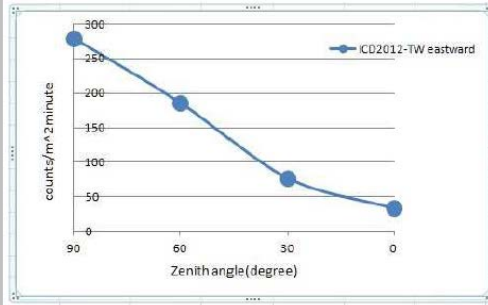


[Impressum](#) [Moin Moin Powered](#)

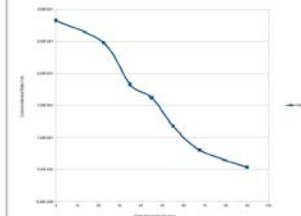


Contatti in videoconferenza
Video-messaggio di J.Cronin
Certificati di partecipazione

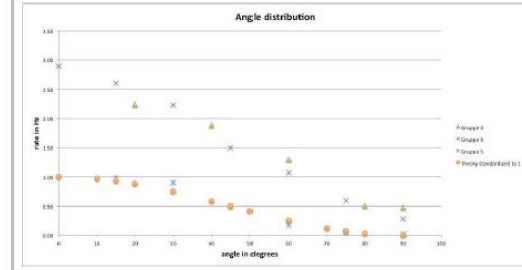
Soochow University/Physics




DESY, Zeuthen:



CERN:



Soochow University/physics:



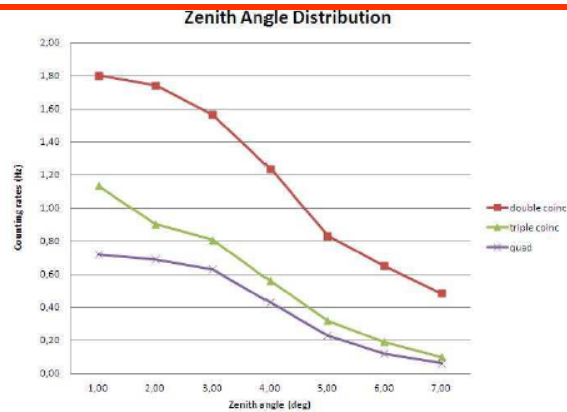
DESY, Zeuthen:



CERN:



Physics Department Lecce:



Measurement with the Kamiokannen experiment in Dresden.



BUW, Wuppertal, Germany:



Test con prototipo “a geometria variabile”



Misure a Campo Imperatore



Futuro:

- Analisi dati e pubs
- Test & upgrade detector
- Nuove campagne di misure in quota
- Volo su pallone (!?)
-



Seminario A. De Angelis,
Centenario scoperta 1919



Available online at www.sciencedirect.com

SciVerse ScienceDirect

Nuclear Physics B (Proc. Suppl.) 239–240 (2013) 245–249

**NUCLEAR PHYSICS B
PROCEEDINGS
SUPPLEMENTS**

www.elsevier.com/locate/npbps

**CORAM (COsmic RAY Mission):
an outreach program one century after Pacini and Hess works**

G.Chiarello^{a,b}, M.R.Coluccia^{a,b,*}, A.Corvaglia^b, P.Creti^b, I.De Mitri^{a,b}, M.Panareo^{a,b}, C.Pinto^{a,b}, M.Solters^c

^a*Università del Salento, Dipartimento di Matematica e Fisica “Ennio De Giorgi”, Lecce, Italy*

^b*INFN - Istituto Nazionale di Fisica Nucleare, Lecce, Italy*

^c*University of Florida, Department of Physics, Gainesville, Florida, USA*

Abstract

CORAM (COsmic RAY Mission) is an outreach program carried out by INFN and the University of Salento in close collaboration with high schools. Students and their teachers are involved in the design, construction, test and operation of detectors for the measurement of several properties of the cosmic ray flux. The results of a set of measurements, made with a first detector prototype at different altitudes and underground, will be described.

Keywords: Outreach, Cosmic Rays, Scintillator Counters

CORAM (COsmic RAY Mission): an outreach program one century after Pacini and Hess works

G. Chiaretto^{a,b}, M.R. Coluccia^{a,b,*}, A. Corvaglia^b, P. Creti^b, I. De Mitri^{a,b}, M. Panareo^{a,b}, C. Pinto^{a,b}, M. Solters^c

^aUniversità del Salento, Dipartimento di Matematica e Fisica “Ennio De Giorgi”, Lecce, Italy

^bINFN - Istituto Nazionale di Fisica Nucleare, Lecce, Italy

^cUniversity of Florida, Department of Physics, Gainesville, Florida, USA

Abstract

CORAM (COsmic RAY Mission) is an outreach program carried out by INFN and the University of Salento in close collaboration with high schools. Students and their teachers are involved in the design, construction, test and operation of detectors for the measurement of several properties of the cosmic ray flux. The results of a set of measurements, made with a first detector prototype at different altitudes and underground, will be described.

Keywords: Outreach, Cosmic Rays, Scintillator Counters

1. Introduction

At the beginning of the 20th century, Domenico Pacini performed several underwater measurements in order to establish the variation of an electroscopes discharge velocity, i.e. the radiation intensity, as a function of depth [1]. At the same time, Victor Hess measured a variation of the radiation intensity with the altitude [2], discovering that going up in the atmosphere with a balloon the electroscope discharged more quickly. These and other subsequent works lead to the demonstration that the unknown radiation come from outer space, hence the name “cosmic rays” [3].

Today it is well known that cosmic rays entering the Earth’s atmosphere (i.e. the primary cosmic rays) are mainly composed by atomic nuclei and a small amount of photons, electrons and positrons. Their energy varies in a wide interval reaching about 10²⁰eV. Primary cosmic rays interacting in the atmosphere generate extensive air showers (EAS) of secondary particles that reach the ground. The muon flux at sea level is about 300 Hz/m² [4]. The dependence of secondary cosmic

ray flux on the altitude is then characterized by a maximum followed by an exponential decay (towards sea level). This behaviour is also known as *Pfotzer plot* from the name of the physicist that first performed different measurements with weather balloons and using particle detectors put into coincidence at different altitudes [5]. The position of the maximum in the *Pfotzer plot* depends on different factors, like the considered particle type, the geomagnetic latitude, the detection energy threshold, etc. However all the components show a peak at around 100–150 g/cm² of atmospheric depth, corresponding to about 18 km above sea level (a.s.l.).

The goal of CORAM is the dissemination of (astro)particle physics, and related techniques, among high school students, through the measurements of several properties of the *natural particle beam* given by cosmic rays. In a first phase, students and teachers attended several seminars concerning the introduction to particle and cosmic ray physics, covering also the basic concepts related to detection techniques and data acquisition and analysis. Then they were fully involved in the design and building of a *cosmic ray detector*. Some properties of the cosmic ray flux can then be measured and data analyzed and compared with our current knowledge on this topic.




Figure 1: The first detector prototype used in the test campaign (left) and its schematic layout (right) with the names that we assigned to each tile, i.e. X, Y, Z, W starting from the top.

This work describes the results of some measurements taken with a first detector prototype. The dependence of the cosmic ray flux (above a given energy threshold) on the altitude has been investigated by means of a set of measurements done in Lecce and in several places around the Gran Sasso massif in central Italy, up to about 2100 m a.s.l. This approach allowed students to repeat (part of) the same type of investigations made in the summer 1939 by Bruno Rossi and J. Barton Hoag going from Chicago to Mount Evans [6]. In the following sections we will illustrate the experimental setup and the measurement results.

2. The experimental setup

In Fig.1 a prototype of the detector is shown. It is made of four tiles of plastic scintillator interposed with iron absorbers. Each tile has dimensions of 14.3×14.3×1.0 cm³ and density of 1.032 g/cm³ (BC-412); iron absorbers have the same size but a 2 cm thickness. Scintillation light is detected by two APDs (Avalanche Photo-Diodes) with 1 mm² sensitive area and it is collected through a wavelength-shifting (WLS) optical fiber of 1 mm diameter [7]. The flexibility of the fiber allows packing them in circular coils thus increasing the light collection efficiency over the plastic volume. This setup has been chosen because it allows enough stability and avoids the use of high voltage supply as is the case for photomultipliers. Through the coincidence of four horizontal tiles, it is possible to detect cosmic ray muons with minimum energy of about 150 MeV.

Front-end electronics are placed over each tile, which allows for discriminating signals from the two APDs and for sending the signals to the DAQ system, which

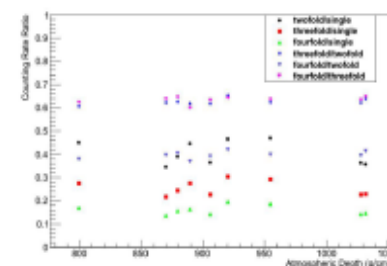


Figure 2: Ratios of coincidence rates measured at different atmospheric depths.

Site	Altitude (m a.s.l.)	Atm. depth (g/cm ²)
Lecce	35	1032
Brecciarola	65	1028
Navelli	684	955
LNGS external lab	990	920
Fonte Cerreto	1120	906
Rocca di Cambio	1270	889
Rocca di Mezzo	1366	879
Monte Cristo	1453	870
Campo Imperatore	2140	799

Table 1: Altitudes above sea level for the various experimental sites. Atmospheric depths, as given from the so called *standard atmosphere* parametrization, are also shown [10].

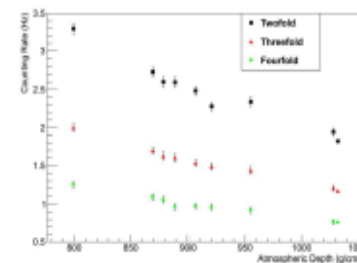


Figure 3: Detected two-, three- and four-fold coincidence rates as a function of the atmospheric depth.

*Corresponding author.

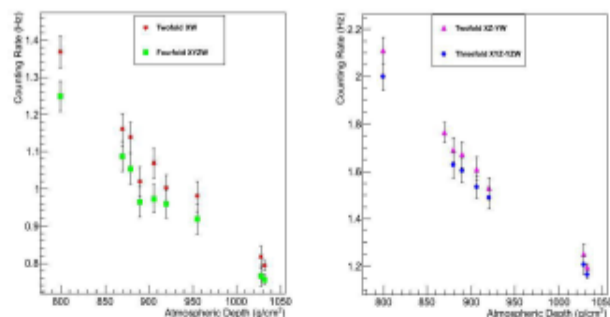


Figure 4: Left: comparison between the twofold coincidence rates for the two outer tiles (X and W) and the fourfolds coincidence rate is shown. Right: comparison between the twofold coincidence rate for non-adjacent tiles (XZ and YW) and the threefold coincidence rates. Those plots have been used for a further single layer efficiency measurement (see text).

comprises an FPGA¹ and a controller². Data are processed from the FPGA in a defined time window through a look-up-table for coincidence counting. The results are sent to the controller that provides the timestamp with the time information from a GPS receiver integrated in the DAQ. Moreover, it also provides the environment temperature records, defines the time window for data acquisition, saves data on a SD-Card and finally sends them serially to a telemetry system or to a computer for test purpose. An appropriate graphical user interface was also developed using the LabView [8] software.

3. Results of the measurements

Students participating to the project were directly involved in the construction and test of the detector prototype. In small groups, they worked at the Astroparticle Physics laboratory of the University of Salento and INFN Lecce, for assembling and testing the detector. Detailed test results can be found in [9]. In March 2012 a first measurement campaign has been organized with students and their teachers, the main goal being the study of the dependence of the detected cosmic ray flux on the atmospheric depth. Measurements were done in different locations starting from Lecce and going toward the Abruzzo mountains up to Campo Imperatore, a plateau in the Gran Sasso massif at about 2100 m above

sea level. The sites together with their altitudes and atmospheric depths are listed in Tab.1.

As a first check, the ratios of several coincidence types (e.g. twofold to threefold, etc.) were studied as a function of the altitude. As expected, those ratios turned out to be independent from the atmospheric depth (see Fig.2). Moreover their absolute values are in agreement with calculations taking into account the single detector efficiency measurements made in the Lecce laboratory (see [9]) and simple acceptance estimations.

In Fig.3 the measured rates for two, three and fourfold coincidence, are reported as a function of the atmospheric depth. We can see that the counting rates increase going from sea level ($\sim 1035g/cm^2$) to Campo Imperatore ($\sim 800g/cm^2$) as expected. The single tile counting rates, even showing an average increase with altitude, were affected by the noise of each detector plate and by the different radiation backgrounds at each site.

Further efficiency studies were made by analyzing the ratio of the measured rates for several coincidence configurations. In Fig.4, right panel, the average counting rates of the twofold coincidence of X-Z and Y-W layers are compared with the corresponding quantity related to the threefold coincidence of X-Y-Z and Y-Z-W. The ratio of these two values is a measure of the single layer efficiency³. In the left panel the counting rate of the twofold X-W coincidence is shown together with that of the fourfold X-Y-Z-W coincidence. In this case,

³Of course this does not take into account differences in the efficiency of the various tiles. Anyway measurements made in the laboratory, and in the field, do support this simple hypothesis.

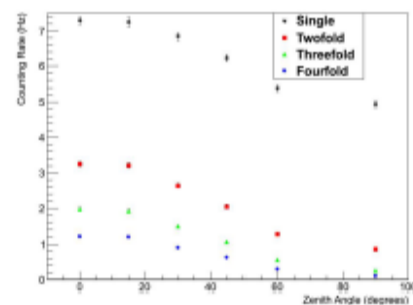


Figure 5: Zenith angle dependence of the coincidence rates measured at Campo Imperatore (2100 m a.s.l.).

under the same assumptions given before, the ratio of these quantities gives the square of the single layer efficiency. In both cases the results are in agreement with expected (previously measured in the laboratory) single layer efficiency: about 92% [9].

In Campo Imperatore we also studied the rate dependence on the zenith angle. The counting rates were measured after having tilted the detector vertical axis towards the east and west directions. The results are in agreement with the expectations (see Fig.5) considering the detector wide field of view and shower background for large zenith angles. As expected no east-west effect was detected due to the site location, the energy threshold and detector field of view.

Measurements were also performed during the ascent from Fonte Cerreto to Campo Imperatore (i.e. from 1120 m to 2140 m a.s.l.) with the Gran Sasso cableway. Since the ascent usually lasts about ten minutes, statistical fluctuations in the measured rates are large, due to the small detector acceptance. By the way, a clear raising of the counting rate was observed for each type of coincidence, in agreement with the expectations. As an example, the results referring to the single counting rate are shown in Fig.6.

Underground measurements were made in the INFN's Laboratori Nazionali del Gran Sasso (LNGS), where the students also had the possibility to visit the experimental facilities. Because of the rock overburden (about 3000 m water equivalent in the vertical direction) the secondary cosmic ray flux inside the Gran Sasso tunnel is reduced by a factor of about 10^6 . This reduces the cosmic ray particles to about one muon per square meter per hour [11]. This flux is below the sensitivity of our detector in the used short time bins. We then expect to

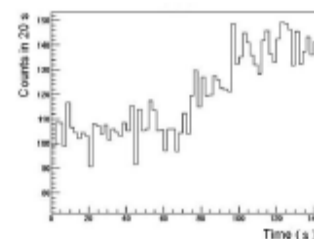


Figure 6: Single rate measured during the cableway riding from Fonte Cerreto to Campo Imperatore (i.e. from 1120m to 2140m a.s.l.).

have a null result for the coincidence rates, the accidental background being negligible, while the single rates would just give a measure of the electronic noise and the environment radioactivity. This is what we actually observed.

Fig.7 shows the single counting rate measured while travelling to (left panel) and from (right panel) the underground experimental halls. In order to reach the underground laboratory from the L'Aquila side of the mountain (where LNGS offices are located) it is necessary to drive on the highway tunnel crossing the Gran Sasso mountain (about 10km in length), to get out of the mountain and go back inside toward L'Aquila on the other highway side where the laboratory entrance is located. As can be seen in the upper part of Fig.7, the measured single rates are high in the two highway segments outside the mountain, and drop drastically inside the tunnels, further decreasing inside underground laboratory. The same behaviour is present in the right panel, where the rates measured during the journey towards the L'Aquila side are shown. The lower part shows the four-fold coincidence rate measured during the journey to (left panel) and from (right panel) the experimental underground area. As expected, in this case only in the high-way segments outside the mountain could a rate different from zero be measured. This was true also for the twofold and threefold coincidences (not shown here).

4. Conclusions

High school students (with the help of their teachers) were involved in the design and operation of a small cosmic ray detector. Some properties of the cosmic ray flux have been measured and data analyzed and compared with our current knowledge in the field. The

¹Xilinx Spartan 3E 500K
²MicroChip PIC18F87J50

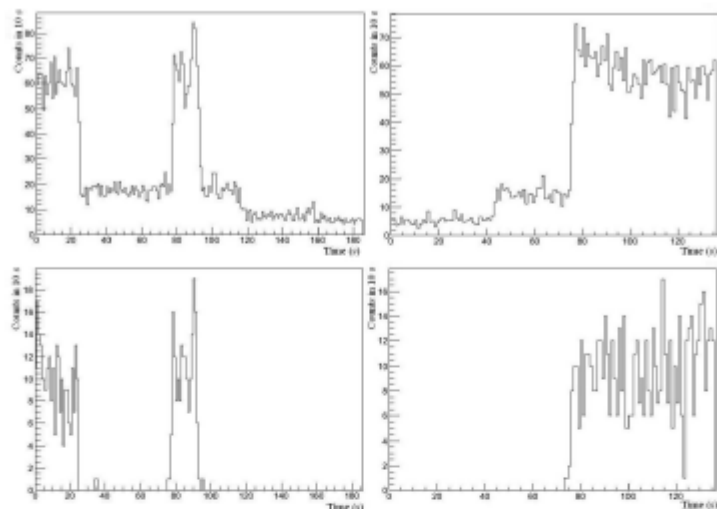


Figure 7: Upper part: single counting rate measured during the journey to (left-plot) and from (right-plot) the underground LNGS halls (see text). Lower part: same as above but referring to the fourfold coincidence rate.

dependence of the cosmic ray flux (above a given energy threshold) on the altitude has been investigated by means of a set of measurements done in Lecce and in several places around the Gran Sasso massif in central Italy, up to about 2100 m a.s.l. Underground measurements were also taken inside the INFN Laboratori Nazionali del Gran Sasso. The students were fully involved in detector operation and data analysis. The results of the measurements were in agreement with the expectations.

The next phase of the outreach program includes the building of a larger detector and new measurements at high altitude or even underwater.

5. Acknowledgements

We kindly acknowledge the LNGS staff and its Director for their support and warm hospitality. INFN encouraged and supported this outreach program by funding the detector and the DAQ system. One of the authors, M.S., participated to this activity in the framework of the summer students exchange program 2012 between INFN and the US Department of Energy [12].

References

- [1] D. Pacini *Nuovo Cimento* 3 (1912) 93.
- [2] V. Hess *Phys. Z.* 13 (1913) 1084.
- [3] See the contributions of A. De Angelis and M. Waller in these proceedings (and references therein) for a review of cosmic rays early measurements.
- [4] J. Beringer et al. (Particle Data Group), *Phys. Rev. D* 86 (2012) 010001.
- [5] G. Pfozner, *Zeits. f. Physik*, 102 (1936) 23.
- [6] R. Rossi and J. Barton Hoag, *Phys. Rev.* 57 (1940) 461.
- [7] A. Akhondov et al. *Nucl. Instrum. Methods A* 539 (2005) 172.
- [8] *LabVIEW National Instruments*, www.ni.com/labview/.
- [9] M.R. Cotuccia et al., *Nuovo Cimento C* 5 (2012) 35.
- [10] D. Heck and T. Pierog, *Corsika Users guide* (2013) <http://www-ik.fzk.de/corsika>.
- [11] M. Ambrosio et al. (The MACRO coll.), *Phys. Rev. D* 52 (1995) 3793.
- [12] See <http://web2.infn.it/DOE-INFN-SSEP/>