

Testing Dynamical Reduction Models at the Gran Sasso Underground Laboratory

Kristian Piscicchia*

Centro Fermi, Museo Storico della Fisica e Centro Studi e Ricerche Enrico Fermi
INFN, Laboratori Nazionali di Frascati

Workshop Quantum Foundations
New frontiers in testing quantum mechanics from underground to space,
LNF (INFN), Frascati, Italy, 29 Nov – 1 Dec 2017

*kristian.piscicchia@lnf.infn.it

Measurement problem

The linear nature of QM allows **superposition of macro-object states** → *Von Neumann measurement scheme* (A. Bassi, G. C. Ghirardi Phys. Rep 379 257 (2003))

If we assume the theory is complete .. two possible way out



- **Two dynamical principles:** a) **evolution** governed by Schrödinger equation (**unitary, linear**)
b) measurement process governed by **WPR (stochastic, nonlinear)**. But .. where does quantum and classical behaviours split?
- **Dynamical Reduction Models: non linear and stochastic** modification of the Hamiltonian dynamics:

QMSL - particles experience spontaneous localizations around appropriate positions, at random times according to a Poisson distribution with $\lambda = 10^{-16} \text{ s}^{-1}$.

(Ghirardi, Rimini, and Weber, Phys. Rev. D 34, 470 (1986); ibid. 36, 3287 (1987); Found. Phys. 18, 1 (1988))

CSL - stochastic and nonlinear terms in the Schrödinger equation induce diffusion process for the state vector → reduction.

CSL model

$$d|\psi_t\rangle = \left[-\frac{i}{\hbar} H dt + \sqrt{\lambda} \int d^3x (N(\mathbf{x}) - \langle N(\mathbf{x}) \rangle_t) dW_t(\mathbf{x}) - \frac{\lambda}{2} \int d^3x (N(\mathbf{x}) - \langle N(\mathbf{x}) \rangle_t)^2 dt \right] |\psi_t\rangle$$

System's Hamiltonian

NEW COLLAPSE TERMS



New Physics

$$N(\mathbf{x}) = a^\dagger(\mathbf{x})a(\mathbf{x}) \quad \text{particle density operator}$$

choice of the preferred basis

$$\langle N(\mathbf{x}) \rangle_t = \langle \psi_t | N(\mathbf{x}) | \psi_t \rangle$$

nonlinearity

$$W_t(\mathbf{x}) = \text{noise} \quad \mathbb{E}[W_t(\mathbf{x})] = 0, \quad \mathbb{E}[W_t(\mathbf{x})W_s(\mathbf{y})] = \delta(t-s)e^{-(\alpha/4)(\mathbf{x}-\mathbf{y})^2}$$

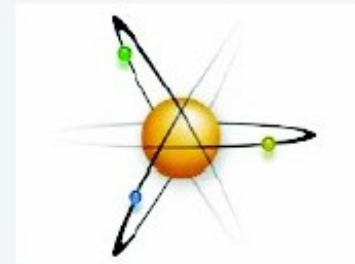
stochasticity

$$\lambda = \text{collapse strength} \quad r_C = 1/\sqrt{\alpha} = \text{correlation length}$$

two parameters

Which values for λ and r_c ?

Microscopic world (few particles)



$$\lambda \sim 10^{-8 \pm 2} \text{s}^{-1}$$

QUANTUM - CLASSICAL
TRANSITION
(Adler - 2007)

Mesoscopic world Latent image formation + perception in the eye ($\sim 10^4 - 10^5$ particles)



S.L. Adler, JPA 40, 2935 (2007)

A. Bassi, D.A. Deckert & L. Ferialdi, EPL 92, 50006 (2010)

$$\lambda \sim 10^{-17} \text{s}^{-1}$$

QUANTUM - CLASSICAL
TRANSITION
(GRW - 1986)

Macroscopic world ($> 10^{13}$ particles)




G.C. Ghirardi, A. Rimini and T. Weber, PRD 34, 470 (1986)

$$r_c = 1/\sqrt{\alpha} \sim 10^{-5} \text{cm}$$

Increasing size of the system

... spontaneous photon emission

Besides collapsing the state vector to the position basis in non relativistic QM the **interaction with the stochastic field increases the expectation value of particle's energy**



implies **for a charged particle energy radiation (not present in standard QM)**

- 1) test of collapse models (ex. Karolyhazy model, collapse is induced by fluctuations in space-time → unreasonable amount of radiation in the X-ray range).
- 2) provides **constraints on the parameters of the CSL model**

Q. Fu, Phys. Rev. A 56, 1806 (1997)

S. L. Adler and F. M. Ramazanoglu, J. Phys. A40, 13395 (2007);

J. Phys. A42, 109801 (2009)


S. L. Adler, A. Bassi and S. Donadi,

J. Phys. A46, 245304 (2013)

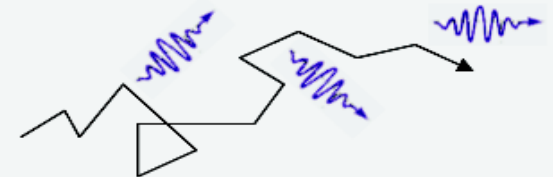
S. Donadi, D. A. Deckert and A. Bassi, Annals of Physics 340, 70-86 (2014)

FREE PARTICLE

1. Quantum mechanics



2. Collapse models



First limit from Ge detector measurement

Q. Fu, Phys. Rev. A 56, 1806 (1997) → **upper limit on λ** comparing with the radiation measured with isolated slab of Ge (raw data not background subtracted)

H. S. Miley, et al., Phys. Rev. Lett. 65, 3092 (1990)

Energy (keV)	Expt. upper bound (counts/keV/kg/day)	Theory (counts/keV/kg/day)
11	0.049	0.071
101	0.031	0.0073
201	0.030	0.0037
301	0.024	0.0028
401	0.017	0.0019
501	0.014	0.0015

TABLE I. Experimental upper bounds and theoretical predictions of the spontaneous radiation by free electrons in Ge for a range of photon energy values.

Comparison with the lower energy bin, due to the *non-relativistic constraint of the CSL model*

$$\frac{d\Gamma(E)}{dE} = c \frac{e^2 \lambda}{4\pi^2 r_C^2 m^2 E} = (4) \cdot (8.29 \cdot 10^{24}) \cdot (8.64 \cdot 10^4) \frac{e^2 \lambda}{4\pi^2 r_C^2 m^2 E} \leq \left. \frac{d\Gamma(E)}{dE} \right|_{ex}$$

4 valence electrons are considered
BE ~ 10 eV « energy of emitted γ ~ 11 keV
quasi-free electrons

(Atoms / Kg)
in Ge

1 day

S. L. Adler, F. M. Ramazanoglu, J. Phys. A40, 13395
J. Mullin, P. Pearle, Phys. Rev. A90, 052119

$\lambda < 2 \times 10^{-16} \text{ s}^{-1}$ non-mass proportional
 $\lambda < 8 \times 10^{-10} \text{ s}^{-1}$ mass proportional

Improvement from IGEX data

ADVANTAGES:

- IGEX low-activity Ge based experiment dedicated to the $\beta\beta_{0\nu}$ decay research. (C. E. Aalseth et al., IGEX collaboration Phys. Rev. C 59, 2108 (1999))
- exposure of 80 *kg day* in the energy range: $\Delta E = (4 - 49) \text{ keV} \ll m_e = 512 \text{ keV}$ (A. Morales et al., IGEX collaboration Phys. Lett. B 532, 8-14 (2002)) → possibility to perform a fit,

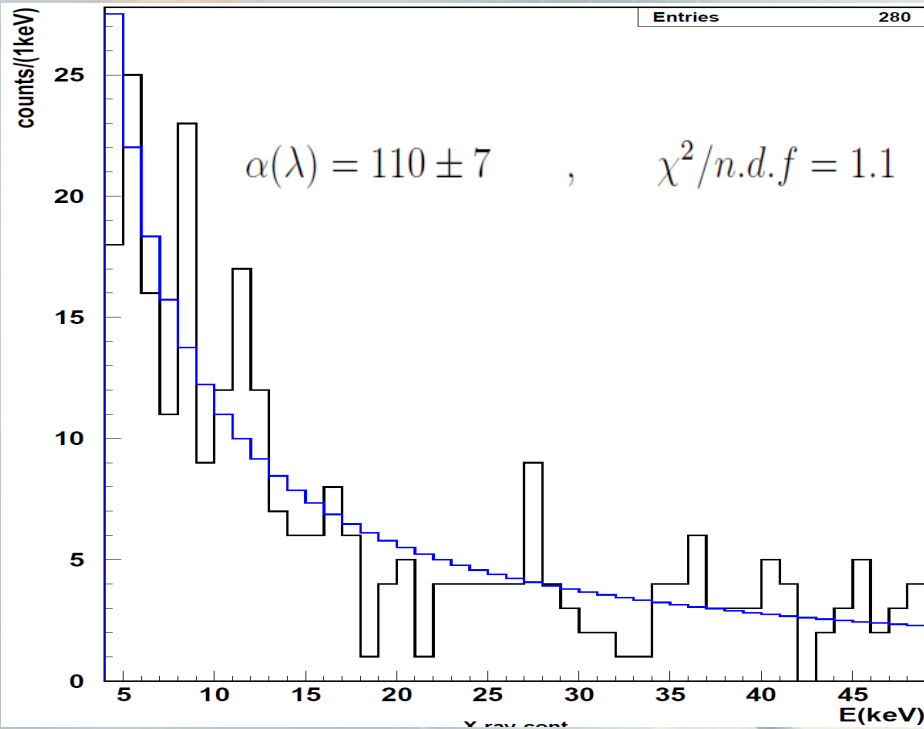
DISADVANTAGE:

- no simulation of the known background sources is available . . .

ASSUMPTION 1 - the upper limit on λ corresponds to the case in which all the measured X-ray emission would be produced by spontaneous emission processes

ASSUMPTION 2 - the detector efficiency in ΔE is one, muon veto and pulse shape analysis un-efficiencies are small above 4keV.

Improvement from IGEX data



Spectrum fitted with energy dependence:

$$\frac{d\Gamma_k}{dk} = \frac{\alpha(\lambda)}{k}$$

bin contents are treated with Poisson statistics.

Taking the 22 outer electrons (down to the 3s orbit $BE_{3s} = 180.1$ eV) in the calculation

(assume $r_C = 10^{-7}$ m) ...

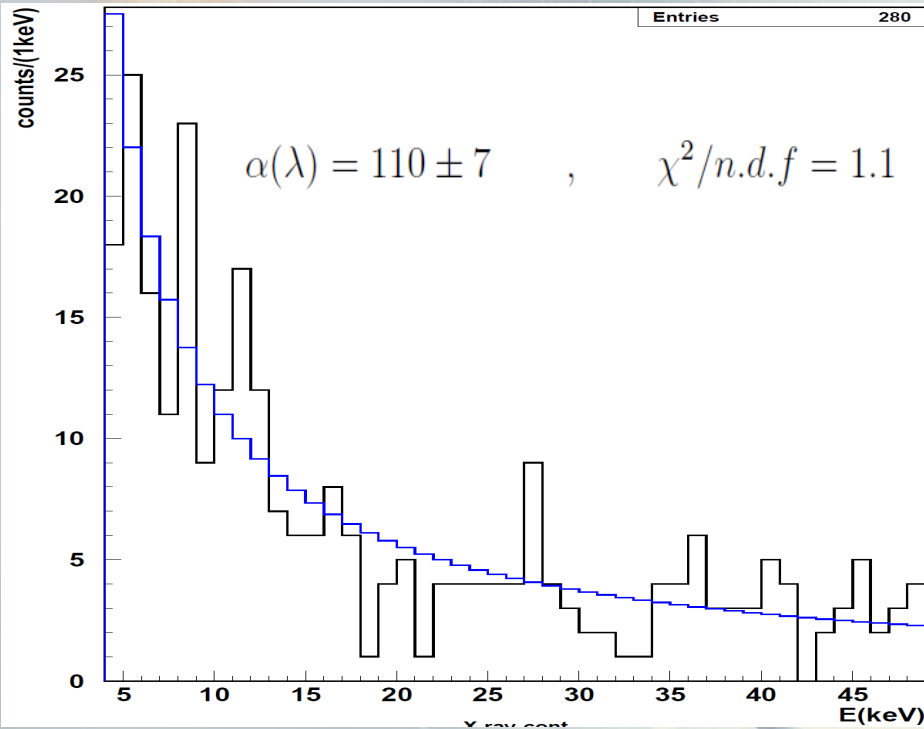
$\lambda < 2.5 \times 10^{-18} \text{ s}^{-1}$
No mass-proportional

$\lambda < 8.5 \times 10^{-12} \text{ s}^{-1}$
mass-proportional

J. Adv. Phys. 4, 263-266 (2015)

20.M. improvement

Improvement from IGEX data



Spectrum fitted with energy dependence:

$$\frac{d\Gamma_k}{dk} = \frac{\alpha(\lambda)}{k}$$

bin contents are treated with Poisson statistics.

Taking the 22 outer electrons (down to the 3s orbit $BE_{3s} = 180.1$ eV) in the calculation

(assume $r_c = 10^{-7}$ m) ...

$\lambda < 2.5 \times 10^{-18} \text{ s}^{-1}$
No mass-proportional

$\lambda < 8.5 \times 10^{-12} \text{ s}^{-1}$
mass-proportional

J. Adv. Phys. 4, 263-266 (2015)

- No mass-proportional model excluded (for white noise, $r_c = 10^{-7}$ m)
- Adler's value excluded even in the mass-proportional case (for white noise, $r_c = 10^{-7}$ m)

Further increasing the number of emitting electrons

Consider the 30 outermost electrons emitting *quasi free* → we are confined to the experimental range: $\Delta E = (14 - 49)$ fit is not more reliable ...

let's extract the p. d. f. of λ :

experimental ingredient

$$G(y_i|P, \Lambda_i) = \frac{\Lambda_i^{y_i} e^{-\Lambda_i}}{y_i!}$$

$$y = \sum_{i=1}^n y_i \quad , \quad \Lambda = \sum_{i=1}^n \Lambda_i$$

theoretical ingredient

$$\Lambda(\lambda) = y_s + 1 = \sum_{i=1}^n c \frac{e^2 \lambda}{4\pi^2 r_C^2 m^2 E_i} + 1 = \sum_{i=1}^n \frac{\alpha(\lambda)}{E_i} + 1$$

Bayesian probability inversion



$$G'(\lambda|G(y|P, \Lambda)) \propto \left(\sum_{i=1}^n \frac{\alpha(\lambda)}{E_i} + 1 \right)^y e^{-\left(\sum_{i=1}^n \frac{\alpha(\lambda)}{E_i} + 1 \right)}$$

Upper limit on λ :

$$\int_0^{\lambda_0} G'(\lambda|G(y|P, \Lambda)) d\lambda$$

Further increasing the number of emitting electrons

$$\lambda \leq 6.8 \cdot 10^{-12} \text{s}^{-1} \quad \text{mass prop.,}$$

$$\lambda \leq 2.0 \cdot 10^{-18} \text{s}^{-1} \quad \text{non-mass prop..}$$

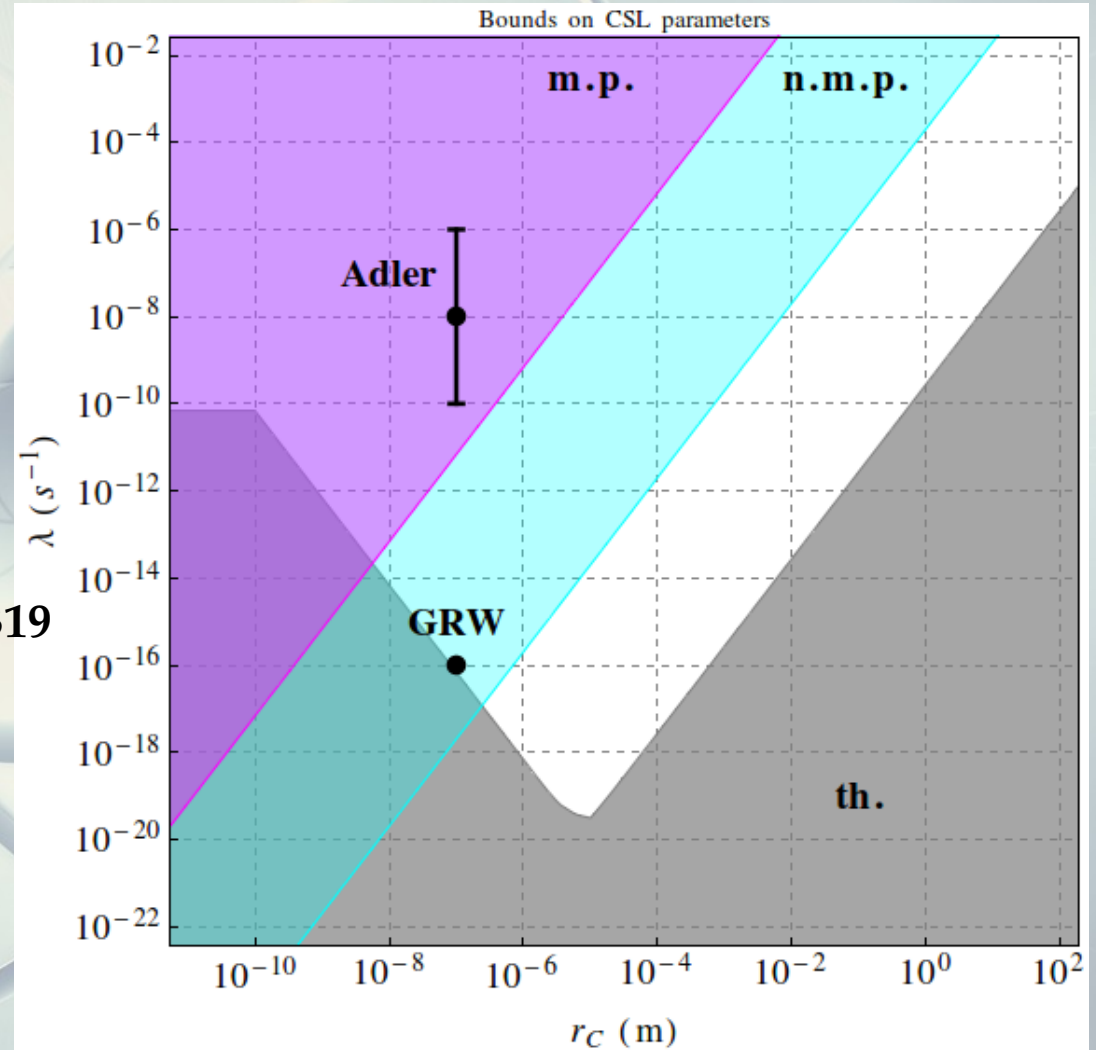
With probability 95%

K. Piscicchia et al., Entropy 2017, 19(7), 319
<http://www.mdpi.com/1099-4300/19/7/319>

th. gray bound:

- M. Carlesso, A. Bassi, P. Falferi and A. Vinante, Phys. Rev. D 94, (2016) 124036

- M. Toroš and A. Bassi,
<https://arxiv.org/pdf/1601.03672.pdf>





Applying the method to a dedicated experiment

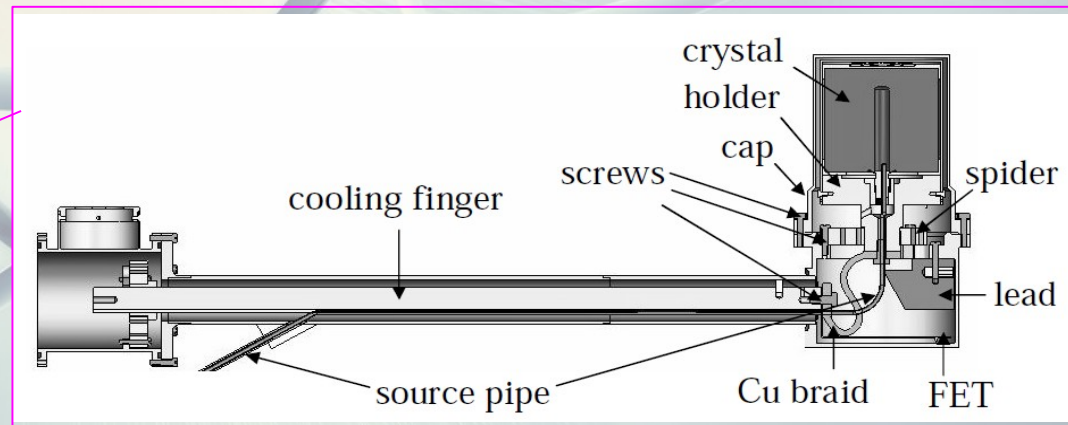
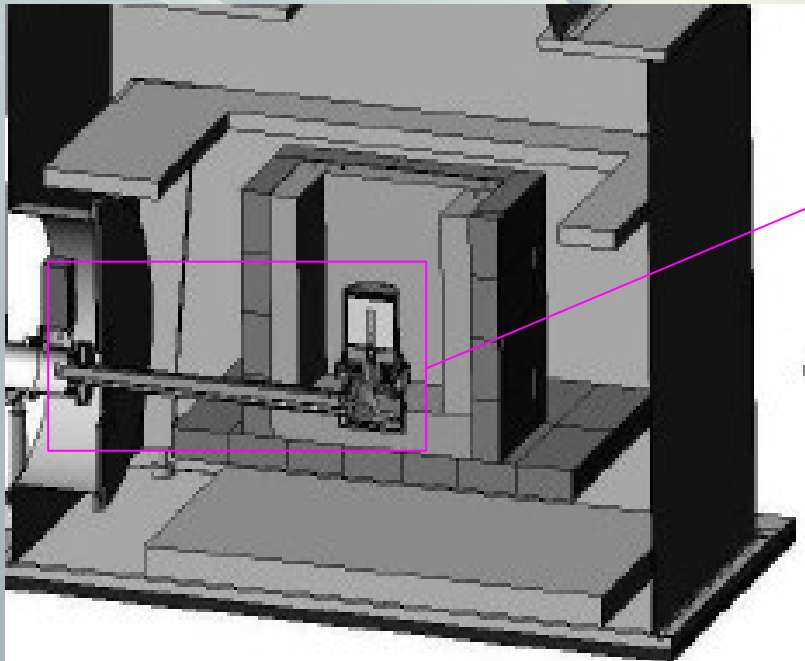
...

**unfolding the BKG contribution from known
emission processes.**

The setup

High purity Ge detector measurement:

- active Ge detector surrounded by complex electrolytic Cu + Pb shielding
- 10B-polyethylene plates reduce the neutron flux towards the detector
- shield + cryostat enclosed in air tight steel housing flushed with nitrogen to avoid contact with external air (and thus radon).



p. d. f. of λ

theoretical information

Goal: **obtain** the probability distribution function **PDF(λ)** of the collapse rate parameter given:

- the **theoretical information**

A. Bassi & S. Donadi
University and INFN of Trieste

Rate of spontaneously emitted photons as a consequence of p and e interaction with the stochastic field,

$$\frac{d\Gamma}{dE} = \left\{ (N_p^2 + N_e) \cdot (m n T) \right\} \frac{\lambda \hbar e^2}{4\pi^2 \epsilon_0 c^3 m_N^2 r_c^2 E}$$

(depending on λ)

as a function of E

(mass of the emitting material · number of atoms per unit mass · total acquisition time)

p. d. f. of λ

theoretical information

Goal: **obtain** the probability distribution function **PDF(λ)** of the collapse rate parameter given:

- the **theoretical information**

$$\frac{d\Gamma}{dE} = \left\{ (N_p^2 + N_e) \cdot (m n T) \right\} \frac{\lambda \hbar e^2}{4\pi^2 \epsilon_0 c^3 m_N^2 r_e^2 E}$$

Provided that the wavelength of the emitted photon:

- is greater than the nuclear dimensions \rightarrow protons contribute coherently
- is smaller than the lower electronic orbit \rightarrow protons and electrons emit independently
- guarantees that electrons and protons can be considered as non-relativistic.

p. d. f. of λ

experimental information

Goal: **obtain** the probability distribution function **PDF(λ)** of the collapse rate parameter given:

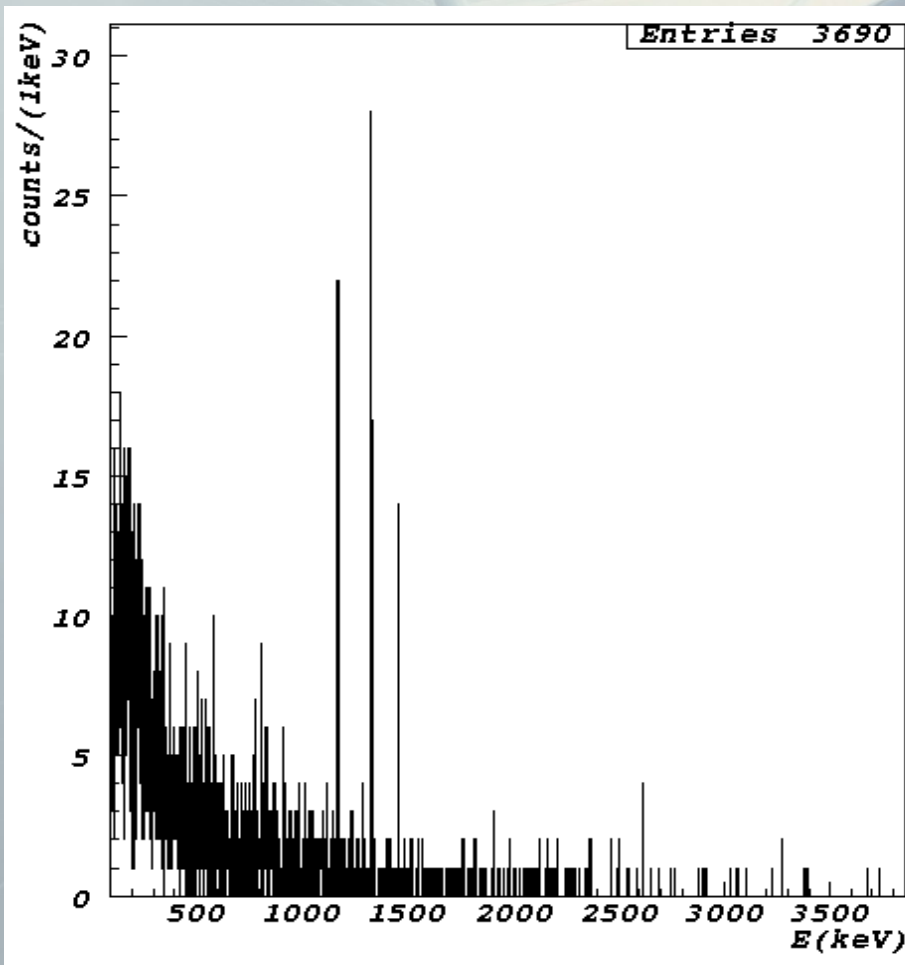
- the **experimental information**

low background environment of the
LNGS (INFN)

low activity Ge detectors.
(three months data taking with 2kg
germanium active mass)

protons emission is considered in
 $\Delta E = (1000-3800)\text{keV}$.

For lower energies residual cosmic
rays and Compton in the outer lead
shield complex MC staff.



p. d. f. of λ experimental information

Goal: **obtain** the probability distribution function **PDF(λ)** of the collapse rate parameter given:

- the **experimental information**

total number of counts in the selected energy range:

$$f(z_c) = \frac{\Lambda_c^{z_c} e^{-\Lambda_c}}{z_c!}$$

from MC of the detector



from theory weighted
by detector efficiency



- z_b = number of counts due to background,
- z_s = number of counts due to signal,
- $z_c = z_b + z_s$; $z_s \sim P_{\Lambda_s}$; $z_b \sim P_{\Lambda_b}$,

$$f(\lambda|\text{ex, th}) = \frac{(\Lambda_s(\lambda) + \Lambda_b)^{z_c} \cdot e^{-(\Lambda_s(\lambda) + \Lambda_b)}}{z_c!} \quad \lambda < 10^{-6} \text{s}^{-1}$$

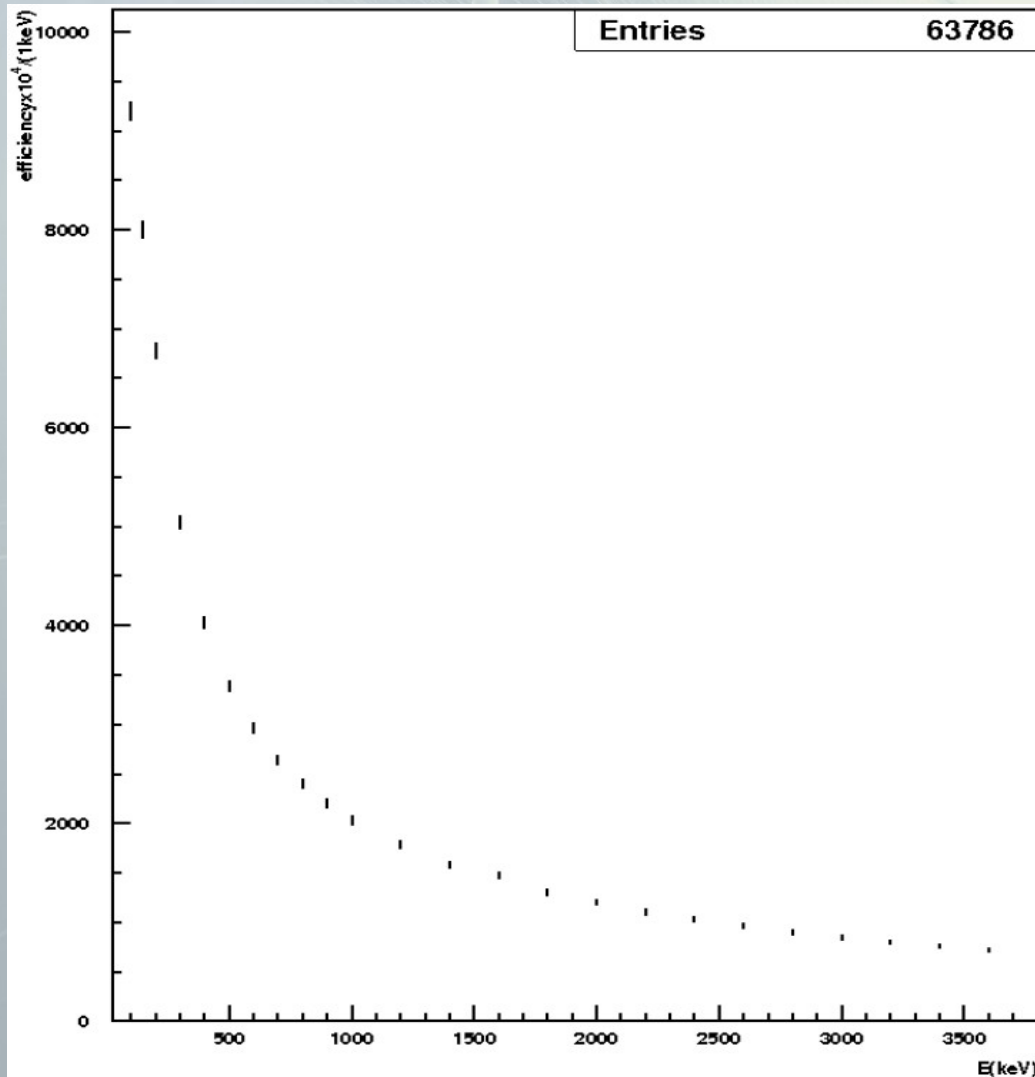
Advantages .. - possibility to extract unambiguous limits corresponding to the probability level you prefer,

- $f(\lambda)$ can be updated with all the experimental information at your disposal by updating the likelihood,

- competing or future models can be simply implemented

Expected spontaneous emission signal

Each material spontaneously emits with different *masses, densities* and $\epsilon(E)$
(depending on the material and the geometry of the detector)



Simulated detection efficiency for γ s produced inside the Germanium detector, multiplied by 10^4

Photon detection efficiencies obtained by means of **MC simulations**, generating γ s in the range (E1 – E2) (25 points for each material).

The detector components have been put into a validated MC code
(MaGe, Boswell et al., 2011)
Based on the GEANT4 software library
(Agostinelli et al., 2003)

Expected spontaneous emission signal

Expected signal is obtained by weighting for the detection efficiencies

efficiency distributions fitted to obtain the efficiency functions:

$$\epsilon_i(E) = \sum_{j=0}^{ci} \xi_{ij} E^j$$

to obtain the **signal predicted by theory & processed by the detector**

$$\begin{aligned} z_s(\lambda) &= \sum_i \int_{E_1}^{E_2} \left. \frac{d\Gamma}{dE} \right|_i \epsilon_i(E) dE = \\ &= \sum_i \int_{E_1}^{E_2} N_{pi}^2 \alpha_i \beta \frac{\lambda}{E} \sum_{j=0}^{ci} \xi_{ij} E^j dE \end{aligned}$$

with:

$$\begin{aligned} \alpha_i &= m_i n_i T, \\ \beta &= \frac{\hbar e^2}{4\pi^2 \epsilon_0 c^3 m_N^2 r_c^2} \end{aligned}$$

Expected BKG

radionuclides decay simulation accounts for:

- emission probabilities & decay scheme of each radionuclide
- photons propagation and interactions inside the materials of the detector
- detection efficiency,

Considered contributions:

- Co60 from the inner Copper
- Co60 from the Copper block + plate
- Co58 from the Copper block + plate
- K40 from Bronze
- Ra226 from Bronze
- Bi214 from Bronze
- Pb214 from Bronze
- Bi212 from Bronze
- Pb212 from Bronze
- Tl208 from Bronze
- Ra226 from Poliethylene
- Bi214 from Poliethylene
- Pb214 from Poliethylene

Expected BKG

radionuclides decay simulation accounts for:

- emission probabilities & decay scheme of each radionuclide
- photons propagation and interactions inside the materials of the detector
- detection efficiency,

Considered contributions:

- Co60 from the inner Copper
- Co60 from the Copper block + plate
- Co58 from the Copper block + plate
- K40 from Bronze
- Ra226 from Bronze
- Bi214 from Bronze
- Pb214 from Bronze
- Bi212 from Bronze
- Pb212 from Bronze
- Tl208 from Bronze
- Ra226 from Poliethylene
- Bi214 from Poliethylene
- Pb214 from Poliethylene

measured activities

$$z_{b,ij} = \frac{m_i A_{ij} T N_{rec,ij}}{N_{ik}}$$

detected MC γ s

simulated events

Expected number of background counts

$$\Lambda_b = z_b + 1$$

Presently we can describe 88% of the measured spectrum

Upper limit for the collapse rate parameter λ

- From the p.d.f we obtain the cumulative distribution function:

$$F(\lambda) = \frac{\int_0^\lambda f(\lambda|\text{ex, th})d\lambda}{\int_0^\infty f(\lambda|\text{ex, th})d\lambda} = \frac{\int_0^\lambda \frac{1}{z_c!} (a\lambda + \Lambda_b + 1)^{z_c} e^{-(a\lambda + \Lambda_b + 1)} d\lambda}{\int_0^\infty \frac{1}{z_c!} (a\lambda + \Lambda_b + 1)^{z_c} e^{-(a\lambda + \Lambda_b + 1)} d\lambda}$$

which we express in terms of upper incomplete gamma functions

$$F(\lambda) = 1 - \frac{\Gamma(z_c + 1, a\lambda + 1 + \Lambda_b)}{\Gamma(z_c + 1, 1 + \Lambda_b)}$$

- put the measured z_c and the calculated $\Lambda_s(\lambda) = a\lambda + 1$, Λ_b in the cumulative distribution function

extract the limit at the desired probability level ...

$\lambda < 5,2 \cdot 10^{-13} \text{ s}^{-1}$ with a probability of 95%

Gain factor ~ 13

Preliminary

Upper limit for the collapse rate parameter λ

$\lambda < 5,2 \cdot 10^{-13} \text{ s}^{-1}$ with a probability of 95%

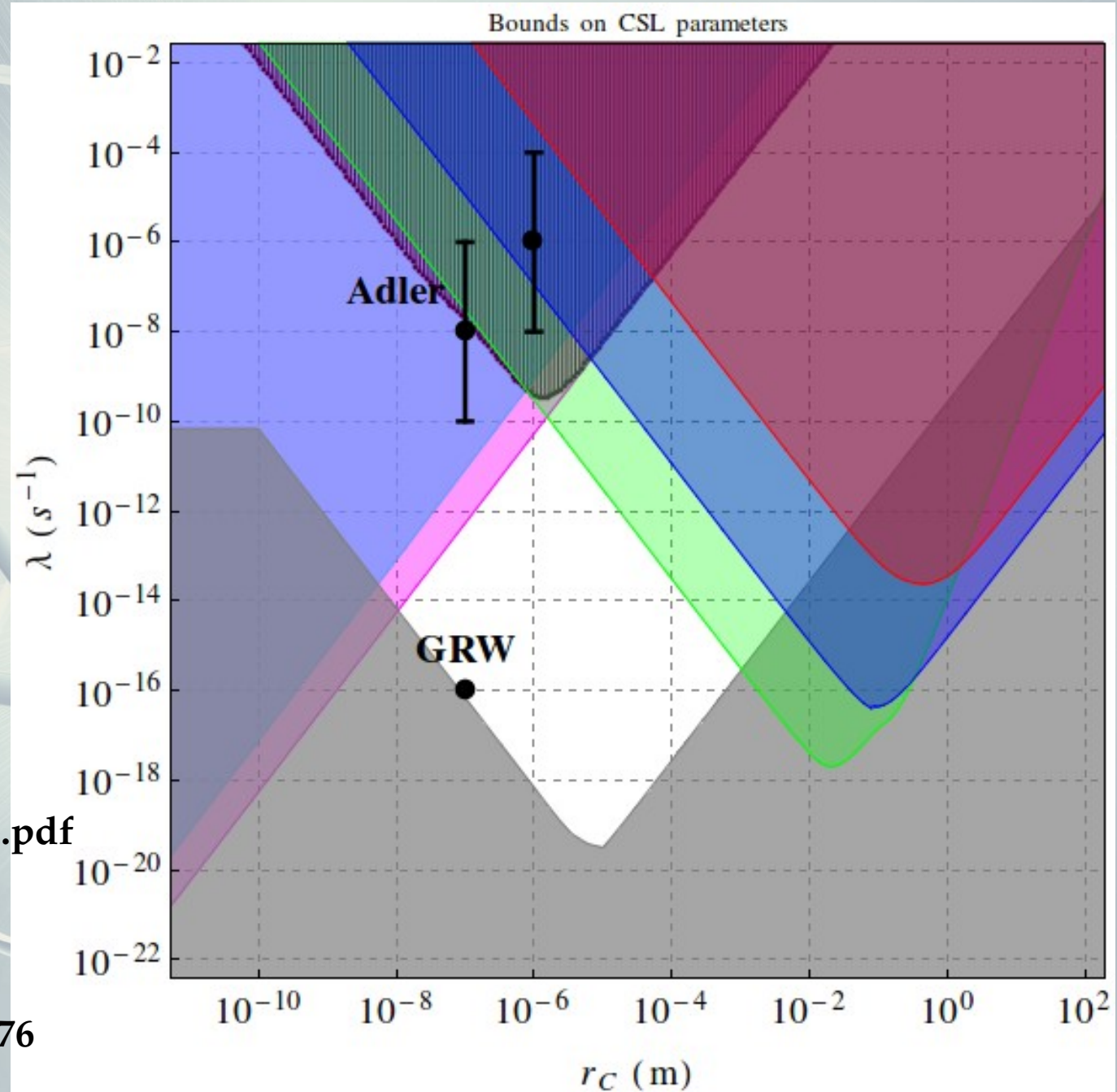
Preliminary

See also

- M. Carlesso, A. Bassi, P. Falferi and A. Vinante, Phys. Rev. D 94, (2016) 124036

- M. Toroš and A. Bassi, <https://arxiv.org/pdf/1601.03672.pdf>

- Nanomechanical Cantilever Vinante, Mezzena, Falferi, Carlesso, Bassi, ArXiv 1611.09776



Thanks

We acknowledge the support of:

- CENTRO FERMI - Museo Storico della Fisica e Centro Studi e Ricerche 'Enrico Fermi' (Open Problems in Quantum Mechanics project),
- EU COST Action CA 15220,
- Foundational Questions Institute, FQXi ("Events" as we see them: experimental test of the collapse models as a solution of the measurement problem)
- John Templeton Foundation (ID 581589),
- Austrian Science Fund (FWF-P26783),
- Trieste University,
- Istituto Nazionale di Fisica Nucleare (INFN).

The setup

High purity Ge detector measurement collaboration with M. Laubenstein @ LNGS (INFN):

- active Ge detector surrounded by complex electrolytic Cu + Pb shielding
- polyethylene plates reduce the neutron flux towards the detector
- shield + cryostat enclosed in air tight steel housing flushed with nitrogen to avoid contact with external air (and thus radon).

Experimental
set-up

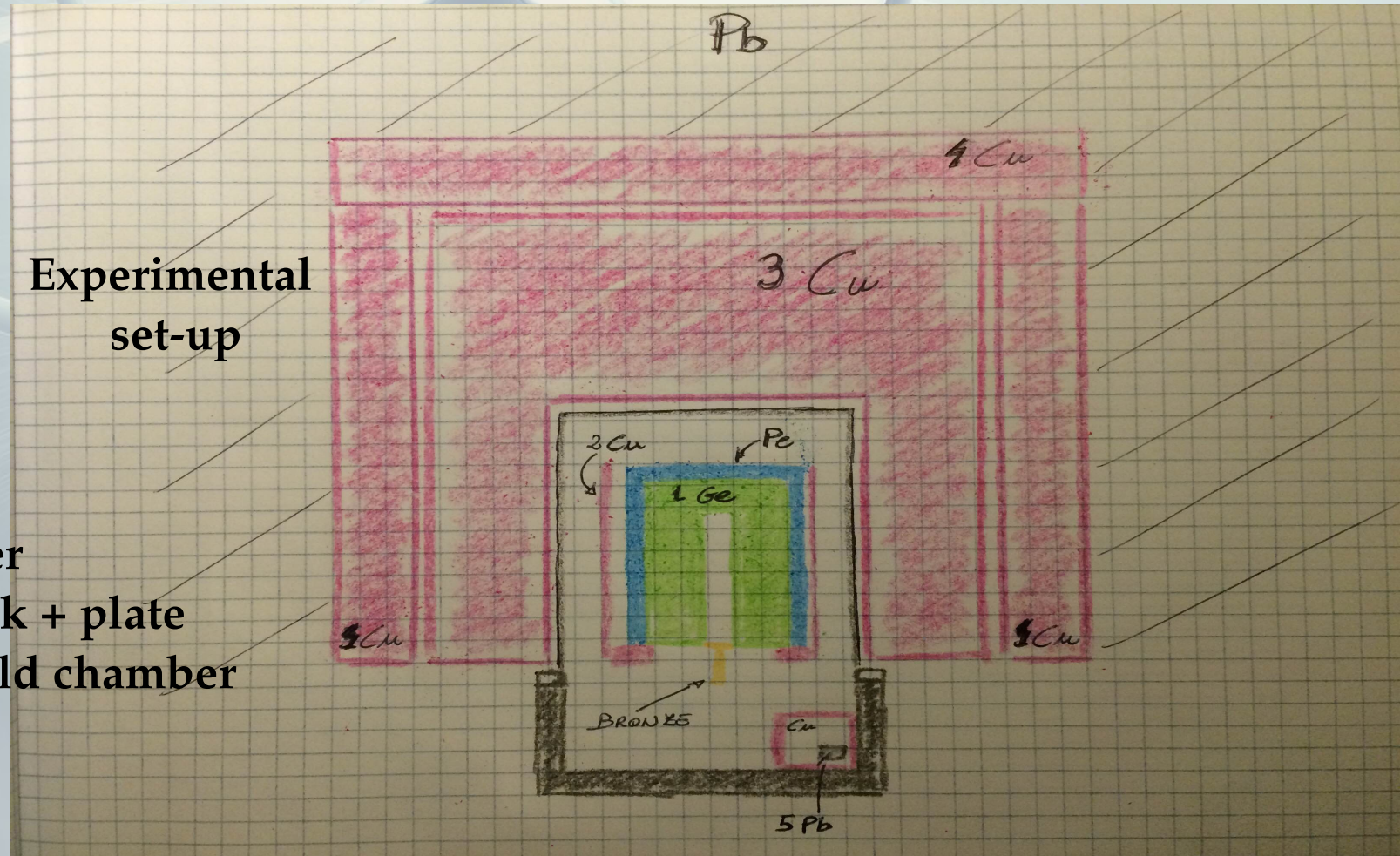
1 = Ge crystal

2 = inner Copper

3 = Copper block + plate

4 = Copper shield chamber

5 = Lead shield.

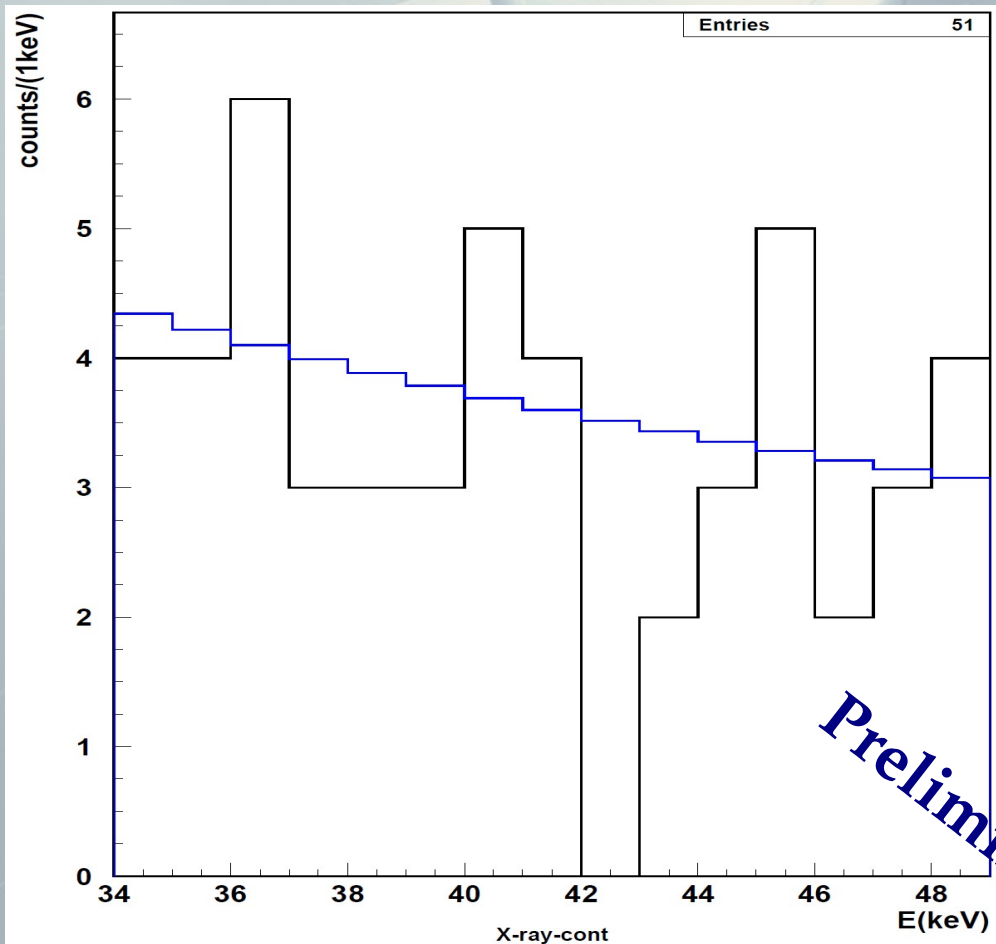


Spontaneous emission including nuclear protons

The interval $\Delta E = (35 - 49) \text{ keV}$ of the IGEX measured X-ray spectrum was fitted assuming the predicted energy dependence:

$$\frac{d\Gamma_k}{dk} = \frac{\alpha(\lambda)}{k}$$

Bayesian fit with $\alpha(\lambda)$ free parameter.



Fit result:

$$\alpha(\lambda) = 148 \pm 21$$

$$\chi^2 / \text{n.d.f.} = 0.8$$

Corresponding to the limit on the spontaneous emission rate:

$$\lambda < 2.7 \times 10^{-13} \text{ s}^{-1}$$

Mass-proportional

3 O. M. improvement

Preliminary

Spontaneous emission including nuclear protons

When the emission of nuclear protons is also considered, the spontaneous emission rate is:

A. Bassi & S. Donadi

$$\frac{d\Gamma_k}{dk} = (N_P^2 + N_e) \frac{e^2 \lambda}{4\pi^2 a^2 m_N^2 k}$$

provided that the emitted photon wavelength λ_{ph} satisfies the following conditions:

- 1) $\lambda_{ph} > 10^{-15}$ m (nuclear dimension) \rightarrow protons contribute coherently
- 2) $\lambda_{ph} <$ (electronic orbit radius) \rightarrow electrons and protons emit independently \rightarrow NO cancellation

We consider in the calculation the 30 outermost electrons (down to 2s orbit) $r_e = 4 \times 10^{-10}$ m and take only the measured rate for $k > 35$ keV

Moreover $BE_{2s} = 1.4$ keV $\ll k_{min} \rightarrow$ electrons can be considered as *quasi-free*

2) $\Delta E = (35 - 49)$ keV $\ll m_e = 512$ keV \rightarrow compatible with the non-relativistic assumption.