

Electroweak constraints from HERA

Elisabetta Gallo
INFN Firenze
Via G. Sansone 1
I-50019 Sesto Fiorentino, ITALY

1 Introduction

The ep accelerator HERA at the laboratory DESY in Hamburg terminated activity on 30th June 2007. The two experiments H1 and ZEUS collected each 0.5 fb^{-1} of deep inelastic scattering (DIS) ep collisions at $\sqrt{s} = 300, 319 \text{ GeV}$, for a total of 1 fb^{-1} of integrated luminosity for combined results. The data taking can be divided in two periods: the HERA I period, corresponding to the years 1994-2000, in which each experiment collected mainly e^+p data ($\simeq 110 \text{ pb}^{-1}$ for e^+p and $\simeq 15 \text{ pb}^{-1}$ for e^-p); the HERA II period, corresponding to the years 2004-2007, after the machine performed a luminosity upgrade and installed spin rotators to provide longitudinally polarised lepton beams. Approximately equal amounts of integrated luminosity for electron- and positron-proton collisions, with either left- or right-handed polarisation, were provided by the end of data taking. The detectors are now dismantled but there is intense activity for the publication of results on the whole statistics, as most of the analyses published up to now involve only the HERA I data.

The legacy of H1 and ZEUS is a precise determination of the proton parton densities functions (PDFs), which is fundamental for the prediction of Standard Model (SM) cross sections at other colliders, like at the LHC. The region covered by HERA in the kinematic plane in Bjorken x and Q^2 is shown in fig. 1. Here x is the fraction of proton momentum carried by the struck quark and Q^2 is the virtuality of the exchanged boson: the higher the Q^2 , the deeper we can look inside the proton. At HERA, x spans values between 10^{-5} and 10^{-1} , thus providing predictions for LHC, which covers similar x ranges but at higher Q^2 . The values of Q^2 are up to few $\times 10^4 \text{ GeV}^2$, corresponding to distances inside the proton smaller than 10^{-18} m . At these values of $Q^2 \simeq M_Z^2, M_W^2$, HERA can probe DIS processes at the electroweak scale, providing important results as described in the following.

The double differential (reduced) cross section for DIS neutral current (NC), $e^\pm p \rightarrow e^\pm X$, can be written at HERA as:

$$\tilde{\sigma}_r^\pm(x, Q^2) = \frac{d^2\sigma^\pm}{dx dQ^2} \frac{Q^4 x}{2\pi\alpha^2 Y_+} = \tilde{F}_2^\pm \mp \frac{Y_-}{Y_+} x \tilde{F}_3^\pm - \frac{y^2}{Y_+} \tilde{F}_L, \quad (1)$$

where $Y_{\pm} = 1 \pm (1 - y)^2$ and y is the inelasticity of the reaction and is the fraction of the lepton momentum transferred to the hadronic system in the proton rest frame. The two proton structure functions \tilde{F}_2 and $x\tilde{F}_3$ are discussed in this report in the high- Q^2 range. The longitudinal structure function \tilde{F}_L is only relevant at high y and is negligible in the kinematic range reported here. The low- Q^2 data constrain the sea and gluon at low x (Fig. 1), while the neutral current and charged current (CC) data constrain the u -valence and d -valence at high- x .

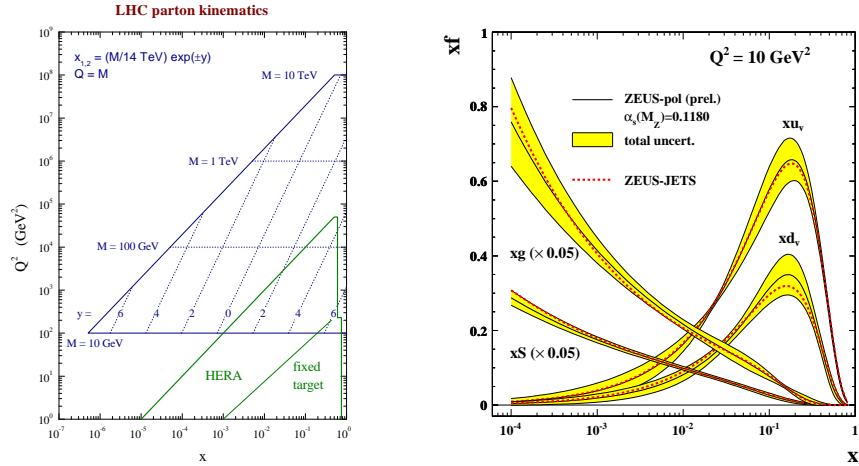


Figure 1: On the left: kinematic plane for the measurement of parton densities at HERA and other colliders. On the right: example of parton densities extracted from fits to the ZEUS data. The ZEUS-pol fit, discussed in this report, is shown together with a previous fit (ZEUS-JETS). The densities for the u -valence, d -valence, sea and gluon are shown as a function of x at the scale $Q^2 = 10$ GeV². The sea and gluon are multiplied by 1/20 for better visibility.

2 Neutral current cross sections at high Q^2

Neutral current events are characterized by the presence of the scattered e^{\pm} detected at large angle in the calorimeters. The NC structure functions can be related to the quark distributions in leading order as:

$$\tilde{F}_2^{\pm} = F_2 + k_Z(-v_e \mp Pa_e) \cdot F_2^{\gamma Z} + k_Z^2(v_e^2 + a_e^2 \pm 2Pv_e a_e) \cdot F_2^Z \quad (2)$$

$$x\tilde{F}_3^{\pm} = k_Z(\pm a_e + Pv_e) \cdot xF_3^{\gamma Z} + k_Z^2(\mp 2v_e a_e - P(v_e^2 + a_e^2)) \cdot xF_3^Z \quad (3)$$

$$(F_2, F_2^{\gamma Z}, F_2^Z) = x \sum (e_q^2, 2e_q v_q, v_q^2 + a_q^2)(q + \bar{q}) \quad (4)$$

$$(xF_3^{\gamma Z}, xF_3^Z) = 2x \sum (e_q a_q, v_q a_q)(q - \bar{q}), \quad (5)$$

where $k_Z = 1/4(\sin^2 \theta_W \cos^2 \theta_W) \cdot (Q^2)/(Q^2 + M_Z^2)$, $a_e = -1/2$ and $v_e = -1/2 + 2 \sin^2 \theta_W \simeq 0.04$.

In the equations above, v_i and a_i denote the vector and axial weak couplings of the fermions (e and quarks q) to the Z , while P is the longitudinal polarisation of the lepton beam. In the expression for \tilde{F}_2 (Eq. (2)), the first term corresponds to pure γ exchange and dominates at low and medium Q^2 . At high Q^2 the second term, corresponding to the γ/Z interference, becomes relevant, while the third one, due to pure Z exchange, is always small. The parity violating structure function $x\tilde{F}_3$ (Eq. (3)) is dominated by the γ/Z interference.

The unpolarised (corrected to $P = 0$) $d\sigma/dQ^2$ cross section is shown in Fig. 2 where H1 and ZEUS results from $e^\pm p$ HERA II data are shown. The cross section is measured over six orders of magnitude and agrees well with the SM prediction, which is shown here using the CTEQ6M PDFs. The positron and electron cross sections are equal at low Q^2 where the photon exchange dominates, and start to differ at $Q^2 \simeq M_Z^2$ where the γ/Z interference and the contribution of xF_3 become sizeable.

As can be seen from Eq. (1), the parity violating structure function $x\tilde{F}_3$ can be extracted from the difference between the e^+p and e^-p cross sections. The difference is dominated by the interference part which, as v_e is small, is proportional to $a_e a_q$ and a parity conserving quantity. In terms of quark densities it can be formulated as

$$xF_3^{\gamma Z} = x/3(2u_v + d_v + \Delta), \quad (6)$$

(where Δ is a small correction) and thus gives information on u_v , d_v , the valence distributions for the up and down quarks. The quantity is shown, for a combination of H1 and ZEUS data [1], in Fig. 2, compared to two different parton density parametrizations. For the first time, the valence distribution is measured down to $x \simeq 0.01$. Note that LHC will measure the valence densities down to $x \simeq 0.005$ in W -production.

3 Charged current cross section

Charged current events ($ep \rightarrow \nu X$) are characterized by the presence of a neutrino in the final state and are therefore selected requiring high missing transverse momentum. The differential cross section in Q^2 can be written as

$$\frac{d\sigma^{e^+p}}{dx, dQ^2} = (1 + P) \frac{G_F}{2\pi} \frac{(M_W^2)^2}{(M_W^2 + Q^2)^2} [\bar{u}_i(x, Q^2) + (1 - y)^2 d_i(x, Q^2)] \quad (7)$$

$$\frac{d\sigma^{e^-p}}{dx, dQ^2} = (1 - P) \frac{G_F}{2\pi} \frac{(M_W^2)^2}{(M_W^2 + Q^2)^2} [u_i(x, Q^2) + (1 - y)^2 \bar{d}_i(x, Q^2)]. \quad (8)$$

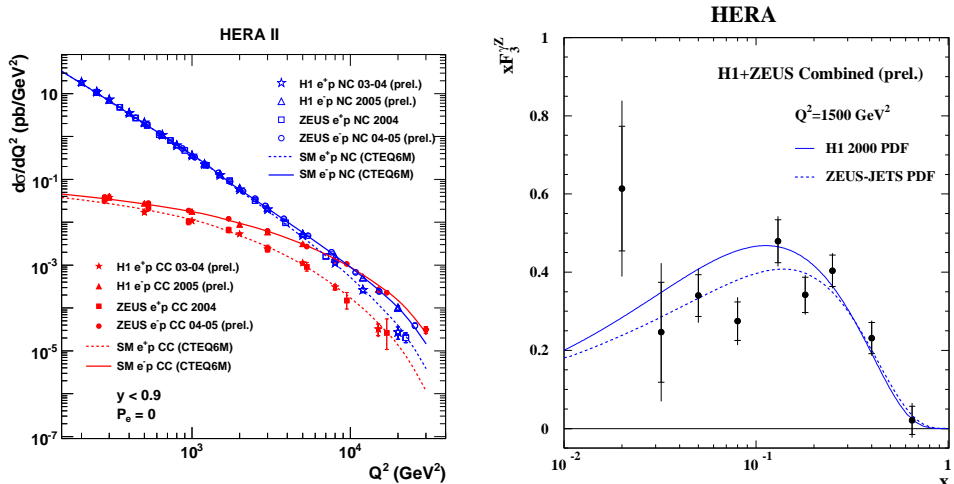


Figure 2: Results on NC and CC cross sections at HERA. The left plot shows the differential cross section in Q^2 for both reactions. The cross sections are corrected here to polarisation $P = 0$. The right plot shows the combined H1+ZEUS results on the NC structure function $x F_3$. The data of the two Collaborations (total of 480 pb⁻¹) have been here averaged and adjusted to a fixed Q^2 value of 1500 GeV².

The cross sections for e^+ and e^- have different dependences on the u -type and d -type parton densities, providing an important flavour separation at high x . As shown in Fig. 2, the CC cross section for e^-p is higher than that of e^+p due to the fact that the u density is larger and in addition the d density in Eq. (7) is suppressed by the helicity factor $(1-y)^2$. The $d\sigma/dQ^2$ is flat for $Q^2 \ll M_W^2$, while for $Q^2 > \sim M_W^2$ it decreases and its size becomes similar to that of the NC interaction. This text-book plot is one of the confirmation of the unification of the electromagnetic and weak interactions at the scale of the masses of the W or Z .

The term $(1 \pm P)$ in Eqs. (7) and (8) refers to the strong dependence of the CC cross section on the lepton-beam polarisation. At HERA, leptons became naturally transversely polarised through synchrotron radiation via the Sokolov-Ternov effect. Spin rotators were installed during the luminosity upgrade in order to provide longitudinally polarised beams for the experiments. The build-up time for the polarisation was approximately 30 minutes at the beginning of the machine fills. The polarisation, here defined as $P = (N_R - N_L)/(N_R + N_L)$, where N_R (N_L) is the number of right-handed (left-handed) electrons, reached typically values of 30-40% and its sign was changed every two-three months. It was measured by three different devices, exploiting the dependence on P of the Compton scattering cross section of circularly-polarised photons with the lepton beam.

The linear dependence of the total CC cross section versus P is shown in Fig. 3,

another text-book plot, which shows that the e^-p (e^+p) cross sections tends to zero for $P = +1$ ($P = -1$). This is expected from the absence of right-handed currents in the weak interaction.

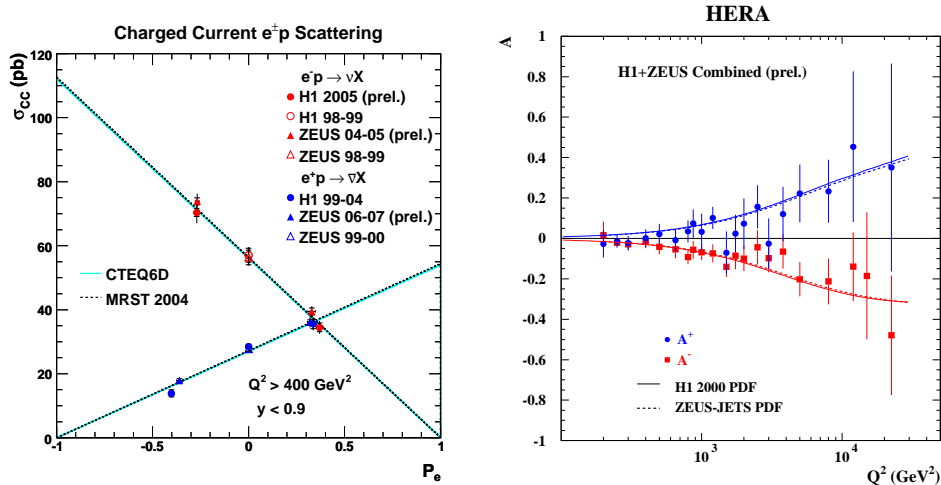


Figure 3: Results on CC and NC polarised cross sections at HERA. The left plot shows the total cross section for charged current $e^\pm p$ versus the lepton beam polarisation. The right plot shows the combined H1+ZEUS results for the asymmetry in NC interactions.

4 Electroweak couplings

The effect of the polarisation in NC is much weaker than in CC and visible only at very high Q^2 . In order to enhance it, the asymmetry

$$A^\pm = \frac{2}{P_R - P_L} \cdot \frac{\sigma^\pm(P_R) - \sigma^\pm(P_L)}{\sigma^\pm(P_R) + \sigma^\pm(P_L)} \simeq \mp k_Z a_e \frac{F_2^{\gamma Z}}{F_2} \quad (9)$$

is measured. This quantity is proportional to combinations $a_e v_q$, thus it provides a direct measurement of parity violation in neutral current at high Q^2 . The asymmetry is shown in Fig. 3, where it can be seen that A^+ is positive and $\simeq -A^-$, as predicted by the theory [1]. This asymmetry is the first measurement of parity violating effects in weak interactions at distances down to 10^{-18} m.

The neutral current polarised data can also be employed to perform a QCD fit and extract simultaneously the parton densities and the electroweak parameters. The next-to-leading-order (NLO) QCD fits parametrise the parton densities at an initial scale Q_0^2 and evolve them in Q^2 with the DGLAP evolution equations. The new

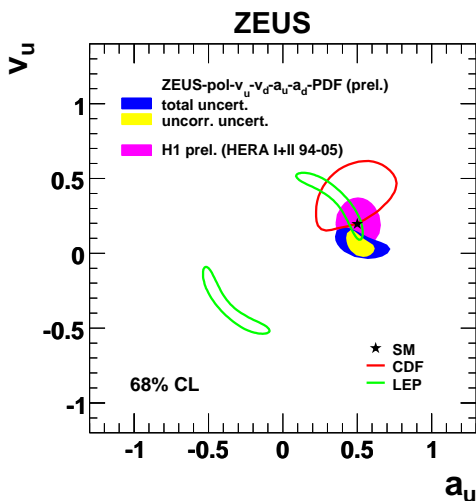


Figure 4: Contour plots at the 68% confidence level (CL) of the limits on the electroweak couplings of the u (left) and d (right) quarks to the Z . The H1 and ZEUS results are shown together with CDF and LEP contours.

polarised NC data from HERA II provide a better constraint on the u -density, thanks to the much higher statistics ($\simeq 176 \text{ pb}^{-1}$) of the e^-p sample compared to HERA I ($\simeq 16 \text{ pb}^{-1}$). In addition, the polarisation allows the determination of the axial and vector couplings of the u and d quarks to the Z , which are still not very well constrained by other colliders data.

From the Eqs. (2-5), as v_e and k_Z^2 are very small, it can be seen that the unpolarised term in xF_3 is sensitive to the product $e_q a_e a_q$ and thus to the axial coupling of the quarks. The polarised term in F_2 , instead, is sensitive to the product $e_q v_q a_e$ and thus to the vector coupling to the quarks. The new ZEUS-pol fit [2] provides information on the parton densities (Fig. 1) and on the quark couplings at the same time. The quark couplings are shown in Fig. 4, together with results from CDF and LEP II. The H1 results are also shown. The precision of the HERA data is competitive and the sign ambiguity of the LEP II data is resolved. All four couplings are in good agreement with the SM expectation.

5 Search for new physics at high Q^2

The HERA data at high Q^2 have triggered the search for new physics in eq interactions down to distances of 10^{-18} m . A classical search is that for leptoquarks (LQs) coupling to first generation fermions, that can be produced in the s - and u -channels from the fusion of the lepton beam with one of the valence quarks in the protons. The

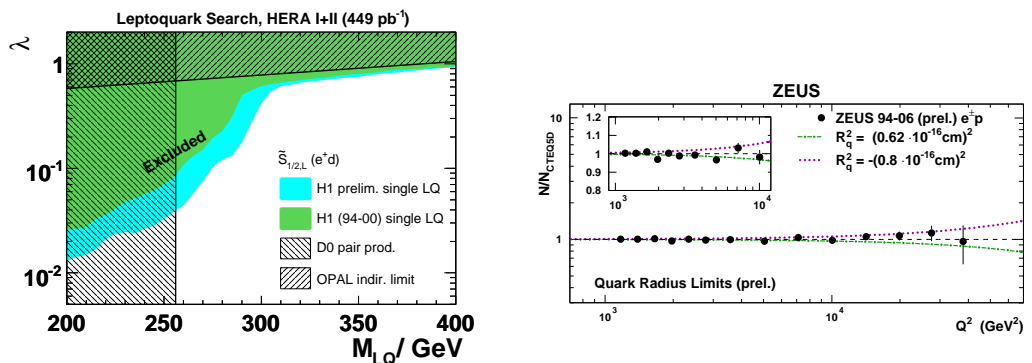


Figure 5: On the left: example of limit on one of the leptoquark types from the H1 data, based on the HERA I+II statistics. The H1 exclusion limit is shown for the leptoquark $\tilde{S}_{1/2,L}(e^+d)$, as a function of its mass and its Yukawa coupling λ to the positron and quark. On the right: Limit on the quark radius from the 1994-2006 ZEUS data. The differential cross section versus Q^2 is shown divided by the SM expectation using CTEQ5D, a parametrisation which does not include the latest HERA data. The line shows the expectation for a quark radius corresponding to the obtained limit at 95% CL .

leptoquarks decay then to an electron/positron and a quark, or to a neutrino and a quark, with a signature similar to that of DIS NC or CC events at high Q^2 . For masses of the leptoquark $M_{LQ} < \sqrt{s}$, the LQ signal appears as a narrow resonance at a certain Bjorken $x \simeq M_{LQ}^2/s$. For masses greater than \sqrt{s} , it manifests itself as a contact interaction, causing deviations of the cross sections at high x and Q^2 from the SM expectation. The LQ signal can be distinguished also thanks to the different angular distribution of the lepton and jet in the final state in the LQ rest frame, compared to that of the DIS background. H1 has recently presented a search in the whole statistics from HERA I+II ($\simeq 450 \text{ pb}^{-1}$) [3], but no deviation from the SM was observed in the final state lepton-jet mass spectra. Limits were set on LQ production, an example is shown in Fig. 5, together with recent results from other colliders. For masses in the range between 260 and 300 GeV, HERA excludes the production of leptoquarks with LQ-fermions Yukawa couplings in the range 10^{-2} - 10^{-1} , in a region not covered by other experiments.

The substructure of quarks is another classical type of new physics that could be visible in the HERA data. It would manifest itself as a contact interaction, which decreases the Q^2 spectrum with a form factor of the form $(1 - R_q^2/6 \cdot Q^2)^2$, where R_q is the finite quark radius and the electron is assumed to be pointlike. The $d\sigma/dQ^2$ spectrum, normalized to the theory, is shown for the ZEUS 1994-2006 data [4] in Fig. 5. The ratio is consistent with one, thus no evident sign of a quark substructure

is seen in these data. A limit of $R_q < 0.62 \times 10^{-18}$ m is obtained at 95% CL . This is the most stringent limit to date, and not very far from the electron radius limit [5] determined at LEP.

6 Constraints from events with high p_T leptons

The observation of particular events in H1, with high transverse-momentum (P_T^l) leptons in the final state, has attracted quite some attention from the HERA community for many years and triggered investigations of possible new physics.

The first search was the observation by H1 in 1994 of an event with an isolated high- P_T^l muon, large missing transverse momentum (P_T^{miss}) and a jet with large transverse energy P_T^X . Since then H1 has reported regularly on the observation of an excess of this type of events, both with an electron/positron or a muon in the final state, exclusively in e^+p interactions. In the Standard Model, such events are due to W production, $ep \rightarrow (e)WX \rightarrow (e)l\nu X$, where the W is radiated from one of the quarks in the proton. The W can decay then to a lepton and neutrino, while the struck quark produces the hadronic final state X . The scattered electron/positron can be seen in the detector if it is scattered at large angle (for Q^2 typically > 4 GeV²) or escapes in the beam pipe in the lepton-beam direction. In W production, however, the hadronic system X has typically a low transverse energy, while the events observed by H1 showed an excess over the prediction at $P_T^X > 25$ GeV. The ZEUS Collaboration has never confirmed this excess and recently the two Collaborations have defined a common phase space to compare the results [6]. The final state leptons are restricted to a common acceptance region corresponding to the polar-angle range $15^\circ < \theta^l < 120^\circ$ (where θ^l is measured with respect to the proton-beam direction) and $P_T^l > 10$ GeV. The cut on the missing transverse energy of the event was chosen at $P_T^{\text{miss}} > 12$ GeV. The full HERA I+II data set was combined (0.97 fb⁻¹) and in total 64 electron events and 23 muon events were selected, in good agreement with the SM expectation of 72.9 ± 8.9 and 19.9 ± 2.6 , respectively.

The combined P_T^X spectrum is shown in Fig. 6 for the e^+p data only. Selecting

| $e^+p, P_T^X > 25$ GeV | $e + \mu$ Data | $e + \mu$ SM |
|---------------------------------|----------------|----------------|
| H1 0.29 fb ⁻¹ | 17 | 7.1 ± 0.9 |
| ZEUS 0.29 fb ⁻¹ | 6 | 7.5 ± 1.1 |
| H1+ZEUS 0.58 fb ⁻¹ | 23 | 14.6 ± 1.9 |

Table 1: Data yields for the isolated lepton events at high P_T^X in the full e^+p H1+ZEUS data set. The selection refers to the common acceptance region in the two detectors.

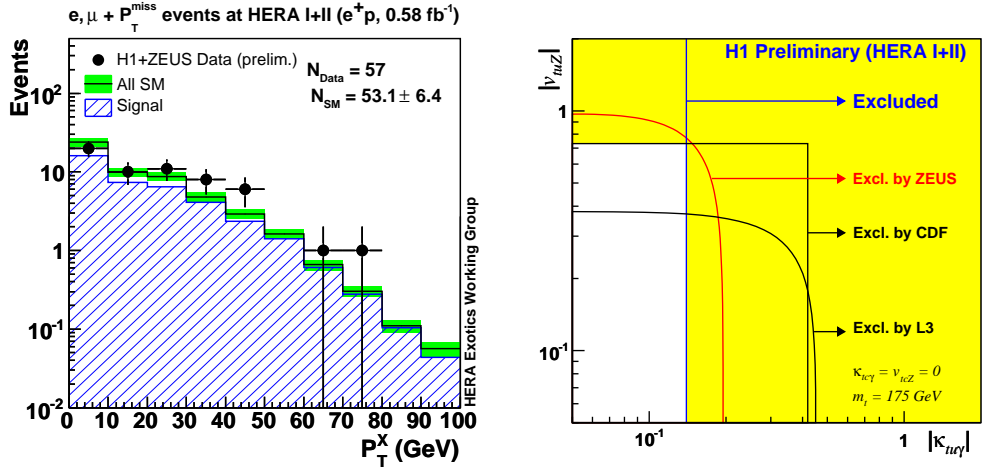


Figure 6: On the left: distribution of the P_T^X in the HERA combined e^+p data. On the right: Limits on the FCNC coupling for single top production from the latest H1 data, compared to previous published results. The contribution from charm quark is negligible in this kinematic regime at HERA and it is therefore neglected in the extraction of the limit ($k_{tc\gamma} = 0$). The couplings to the Z are also neglected in the latest H1 results.

the region at high P_T^X , H1 observed 17 events with $P_T^X > 25$ GeV, compared to a SM expectation of 7.1 ± 0.9 , corresponding to a 2.9σ deviation. The ZEUS data yield is shown in Table 1. No excess is observed by ZEUS and when the two data sets are combined, a total of 23 events is observed, for a SM prediction of 14.6 ± 1.9 . The deviation is reduced to 1.8σ and it is therefore not significant.

One of the possible processes giving rise to events at high P_T^X is the production of single top at HERA, $ep \rightarrow (e)tX$, where the top decays as $t \rightarrow bW \rightarrow bl\nu$. The SM cross section for such process is very small, of the order of 1 fb, therefore the observed event yield could be only due to new physics. A possible process is the flavour changing neutral current (FCNC) transition of a u quark in the proton to a t quark. This anomalous single-top production is described by an effective Lagrangian where the interaction of a top with a u quark and the photon is characterized by the magnetic coupling $k_{tu\gamma}$. H1 analysed their interesting events optimizing the cuts for single-top search [7]. The selected events distributions resulted to be compatible with the SM expectations and a limit at 95% CL on the cross section of $\sigma(ep \rightarrow etX) < 0.16$ pb was extracted. The corresponding limit on $k_{tu\gamma} < 0.14$ is shown in Fig. 6, where also previous published results from other colliders are shown. The H1 preliminary limit is the strictest limit to date.

On the other hand, the events selected by H1 and ZEUS are a good starting sample

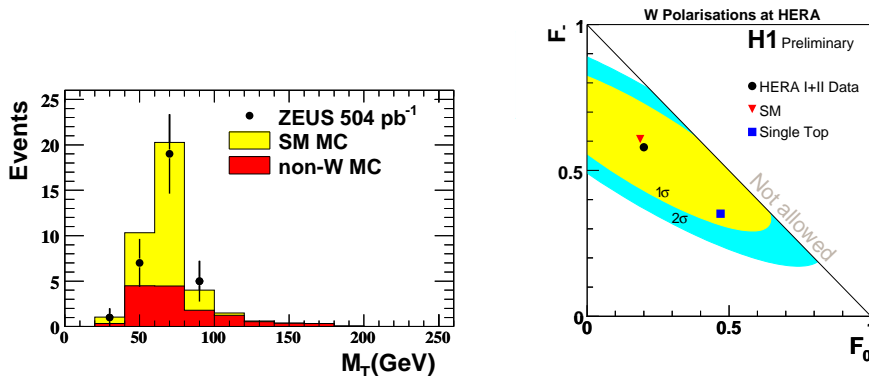


Figure 7: On the left: distribution of the transverse mass in W -candidate events in ZEUS. The data (dots) are superimposed to the SM expectation which is dominated by W production (light shaded histogram). On the right: Contour plots at 1σ and 2σ for the fitted F_- and F_0 polarisation fractions of the W , from the H1 data.

to select W events at HERA. The transverse mass in the $W \rightarrow e\nu$ channel is shown for the ZEUS data in Fig. 7, where the data clearly show the reconstructed W -mass peak. ZEUS measured a cross section [8] for $\sigma(W \rightarrow l\nu X)$ of $0.89^{+0.25}_{-0.22}(\text{stat.}) \pm 0.10(\text{syst.})$ pb, in good agreement with the SM calculation of 1.2 pb.

Additional selection cuts were also applied in H1, selecting a total of 31 W candidates with very high purity. These events were analysed in terms of the polarisation fractions of the W boson [9], which were defined as a function of the angle θ^* between the W momentum in the laboratory frame and the charged decay lepton in the rest frame of the W . The left-handed F_- , the longitudinal F_0 and the right-handed F_+ fractions have to satisfy the relation $F_+ + F_- + F_0 = 1$ and can be extracted fitting the measured $\cos \theta^*$ distributions from the relation (*i.e.* for W^+):

$$\frac{dN}{d \cos \theta^*} \propto (F_+) \cdot \frac{3}{8}(1 + \cos \theta^*)^2 + F_0 \cdot \frac{3}{4}(1 - \cos^2 \theta^*) + F_- \cdot \frac{3}{8}(1 - \cos \theta^*)^2. \quad (10)$$

The optimal values for F_0 and F_- extracted from a simultaneous fit are shown in Fig. 7, showing values very close to the ones predicted by the SM, but also compatible with single-top production within 1σ .

The H1 Collaboration also reported the observation, in the HERA I data, of outstanding multielectron/positron events, with either two ($2e$) or three ($3e$) isolated high- P_T^l e in the final state. Six of these events had an invariant mass of the two highest-transverse energy leptons (M_{12}) greater than 100 GeV, compared to a SM expectation of $\simeq 0.53$. Such events are predicted in the SM from the Bethe-Heitler reaction $\gamma\gamma \rightarrow l^+l^-$, where one of the photons is radiated from the initial quark and the other from the electron/positron beam. An excess could be due to new

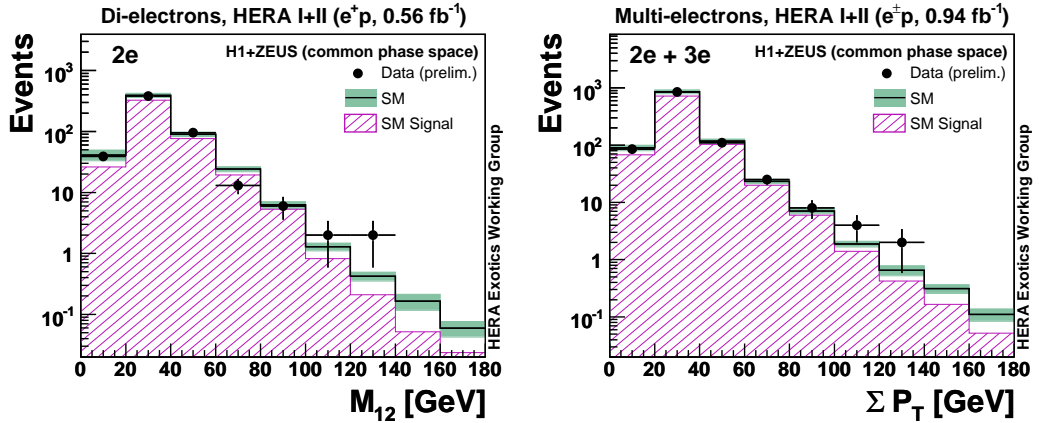


Figure 8: On the left: distribution of the mass of the two highest-energy leptons in $2e$ events in the e^+p combined HERA data. On the right: distribution of the sum of the transverse momentum in $(2e)+(3e)$ events in the full HERA sample.

physics, like for instance doubly-charged Higgs production. A coherent combination of H1 and ZEUS data was performed on the full HERA statistics [10], choosing a common phase space for the selection. At least two e candidates in an event had to be central ($20^\circ < \theta^l < 150^\circ$), of which one must have $P_T^l > 10$ GeV and the other $P_T^l > 5$ GeV. The distribution of the invariant mass M_{12} is shown for the e^+p HERA sample in Fig. 8. For $M_{12} > 100$ GeV, a total of 4 ($2e$) events and 4 ($3e$) events were observed in e^+p , for an expectation of 1.97 ± 0.22 and 1.10 ± 0.12 , respectively. Another interesting distribution is shown in Fig. 8, the scalar sum of the transverse momentum $\sum P_T$, where a marginal excess is seen at values greater than 100 GeV. From Table 2 it can be seen that the excess is in the e^+p data, where 5 events are observed, while 1.8 ± 0.2 are expected. The study of multileptons is being extended also to muons and taus, the analysis is still in progress.

| Data sample | Data | SM |
|--------------------------------------|------|-----------------|
| e^+p (0.56 fb^{-1}) | 5 | 1.82 ± 0.21 |
| e^-p (0.38 fb^{-1}) | 1 | 1.19 ± 0.14 |
| $e^\pm p$ (0.94 fb^{-1}) | 6 | 3.00 ± 0.34 |

Table 2: Data yields for the $2e$ and $3e$ events for $\sum P_T > 100$ GeV in the full HERA data set.

7 Summary

The H1 and ZEUS Collaborations are completing the analysis of the cross sections in NC and CC interactions. The full HERA data set will be combined and a more precise determination of the PDFs and of the electroweak couplings will derive.

I would like to thank Stefan Schmitt, Matthew Wing and James Ferrando for a careful reading of this report and the organizers for a very enjoyable time in Perugia.

References

- [1] H1 and ZEUS Collaborations, Electroweak Neutral Currents at HERA, contributed paper to the ICHEP06 conference.
- [2] ZEUS Collaboration, Combined EW and QCD Analysis of ZEUS Data Inclusive DIS Cross Sections with Longitudinally Polarised Leptons, contributed paper to the Lepton Photon 2007 Symposium, and references therein.
- [3] H1 Collaboration, Search for Leptoquark Bosons in ep Collisions at HERA, presented at the DIS2008 workshop, and references therein.
- [4] ZEUS Collaboration, Search for Contact Interactions, Leptoquarks, Large Extra Dimensions and Finite Quark Radius in ep Collisions, contribution to the Lepton Photon 2007 Symposium.
- [5] See *i.e.* D. Bourilkov, Search for TeV Strings and New Phenomena in Bhabha Scattering at LEP2, preprint hep-ph/0002172, for a limit on the electron radius $< 2.8 \times 10^{-19}$ m at 95% CL .
- [6] H1 and ZEUS Collaborations, Isolated Leptons and Missing P_T , contributed paper to the EPS07 conference.
- [7] H1 Collaboration, Search for Anomalous Single Top Production in ep Collisions at HERA, contributed paper to the EPS07 conference.
- [8] ZEUS Collaboration, Search for Events with an Isolated Lepton and Missing Transverse Momentum and a Measurement of W Production at HERA, DESY-08-089.
- [9] H1 Collaboration, Measurement of W Production and W Polarisation at HERA, contributed paper to the EPS07 conference.
- [10] H1 and ZEUS Collaborations, Multi-Electron Events at HERA, contributed paper to the Lepton Photon 2007 Symposium.