

First Results from the XENON1T Dark Matter Experiment @LNGS

Marco Selvi
INFN Bologna
(on behalf of the XENON collaboration)

Seminar @Genova
June 13th, 2017

XENON World


~130 scientists from 22 institutions
RUPIN PHYSICS LABORATORIES




Columbia
RPI
Nikhef
Stockholm
Muenster
Mainz
Chicago
MPIK
UCLA
Freiburg
UCSD
Zurich
Rice
NYUAD
Purdue
Coimbra
Subatech
LPNHE
Bologna
LNGS
Torino
Weizmann

Laboratori Nazionali del Gran Sasso (LNGS), Italy
XENON1T

Dark Matter exists

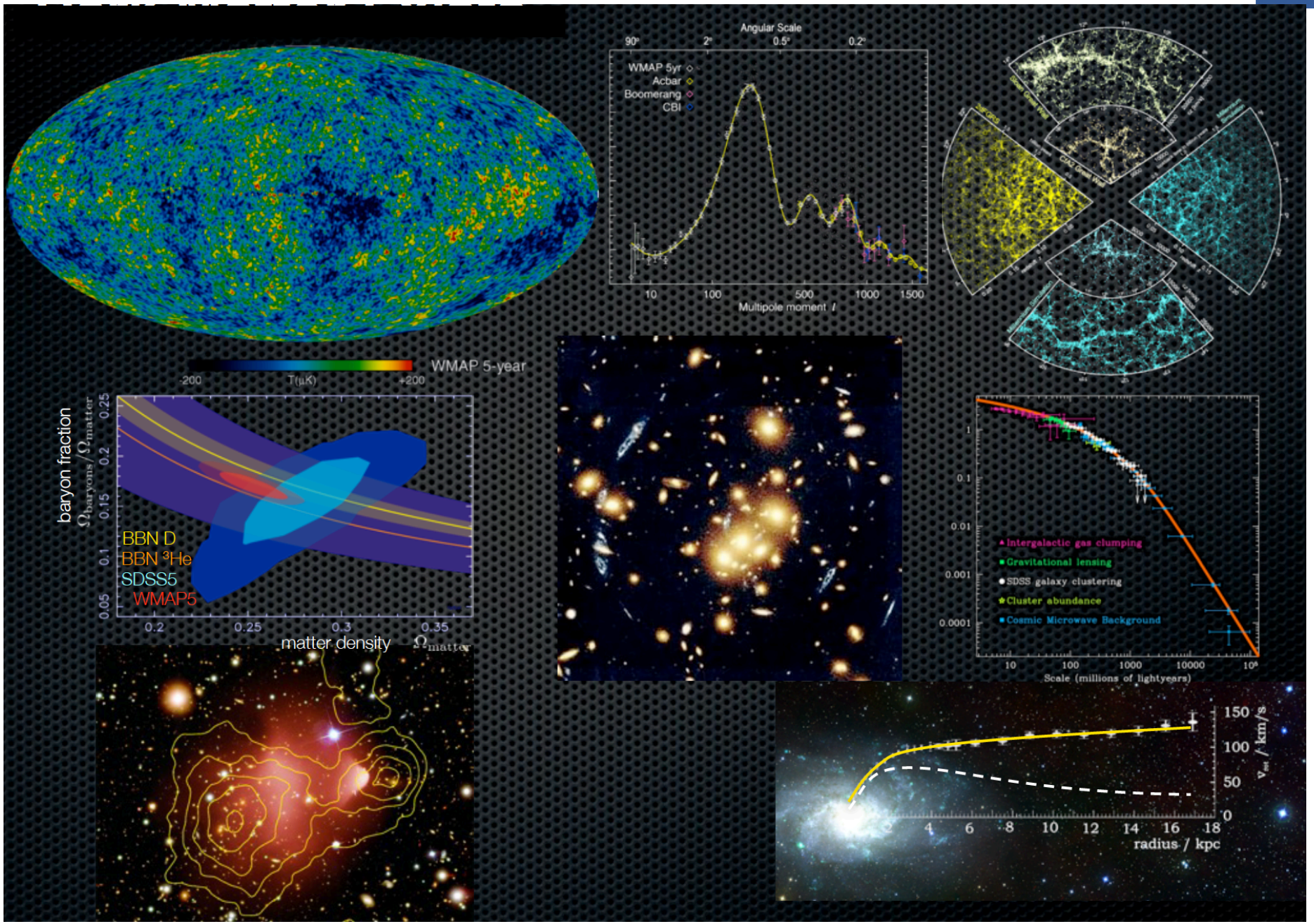

… and it dominates the Universe Matter budget

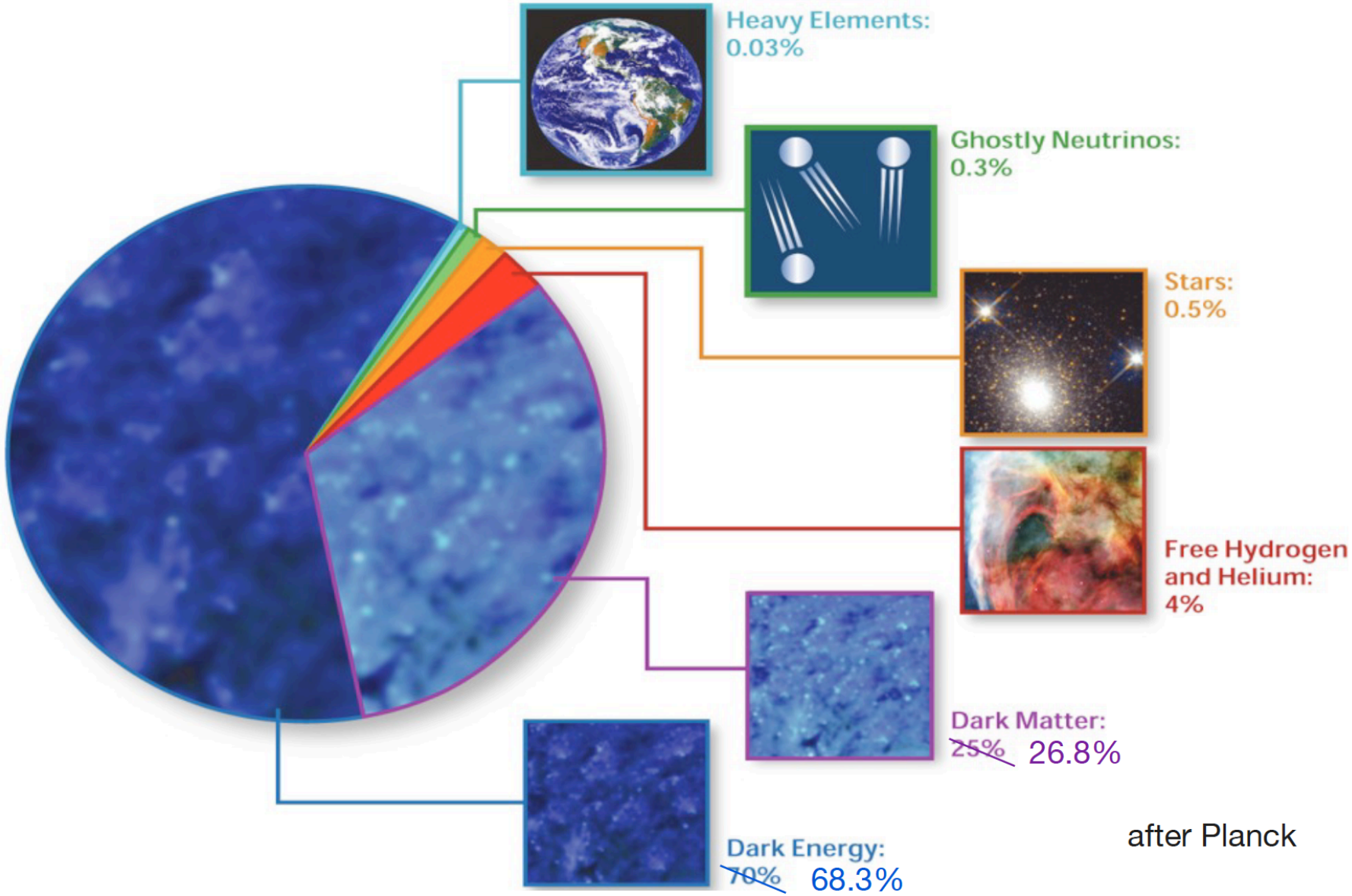

… but what is it made of ?

We know Dark Matter has to be

- neutral
- cold
- stable
- no EM interaction
- non-baryonic
- correct density



-> No Standard Model Candidate

The WIMP hypothesis

Weakly Interacting Massive particle

- if a **neutral**, **massive, weakly interacting particle** (WIMP) existed in the early Universe

$$\chi + \bar{\chi} \leftrightarrow X + \bar{X}$$

- it was in equilibrium as long as the **reaction rate** was larger than the **expansion rate**

$$\Gamma \gg H$$

- after **Γ drops below H** ⇒ "freeze-out", we are left with a **relic density**

$$\frac{dn}{dt} = -3Hn - \langle \sigma_{eff} v \rangle \left(n^2 - n_{eq}^2 \right)$$

decrease due to expansion of the Universe

change due to annihilation and creation

Number density now: **integrate from freeze-out to present**

$$\Omega_\chi \propto \langle \sigma_A v \rangle^{-1}$$

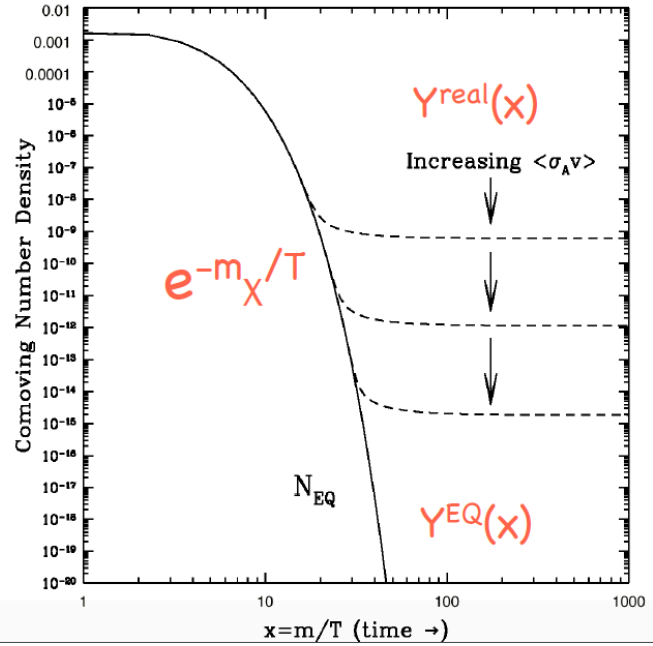

WIMP direct detection

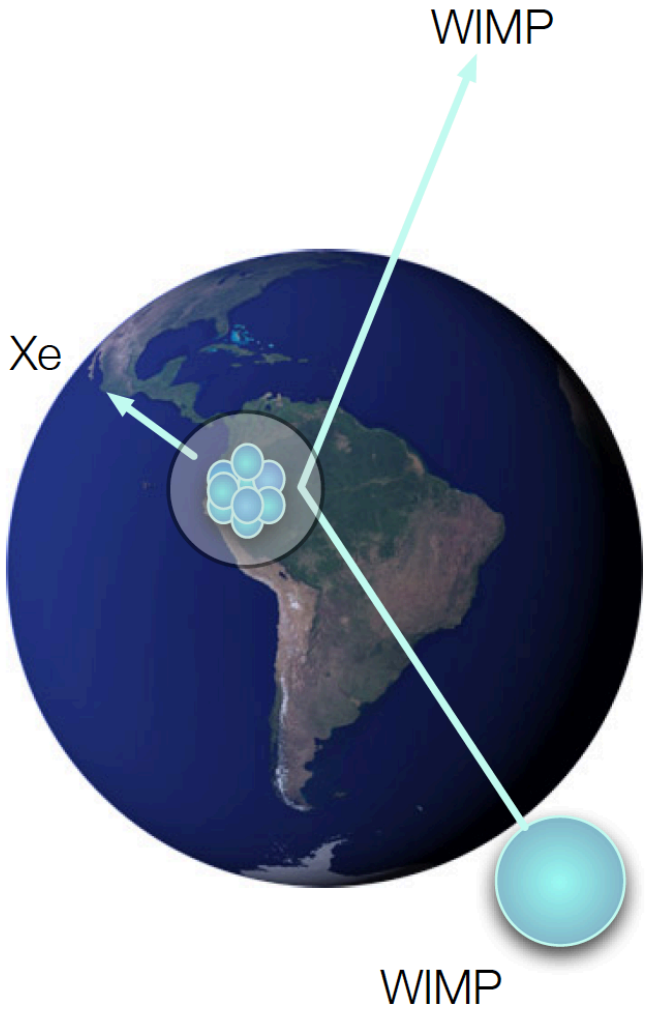

- Elastic collisions with nuclei
- The recoil energy is:

$$E_R = \frac{|\vec{q}|^2}{2m_N} = \frac{\mu^2 v^2}{m_N}(1-\cos\theta) \leq 50\ keV$$

- and the expected rate:

$$R \propto N \frac{\rho_\chi}{m_\chi} \langle \sigma_{\chi N} \rangle \qquad \mu = \frac{m_\chi m_N}{m_\chi + m_N}$$

N = number of target nuclei in detector
ρ_χ = local WIMP density, m_χ = WIMP mass
$\langle \sigma_{\chi N} \rangle$ = scattering cross section

Which target ?



… choose Xenon !!



Xenon properties

- High A: large number of SI interactions
- Self shielding: high Z=54 and and high density ϱ=2.83 kg/l
- Scalability: possibility to build compact detectors, scalable to larger dimensions
- Odd-nucleon isotopes: high A=131 with ~50% of odd isotopes. Good for SD.
- Wavelength 178 nm: no need for a wave-length shifter
- Intrinsically pure: ^{136}Xe has very small decay rate; Kr can be removed to <ppt
- Charge & light: highest yield among the noble liquids
- "Easy" cryogenics: -100 °C

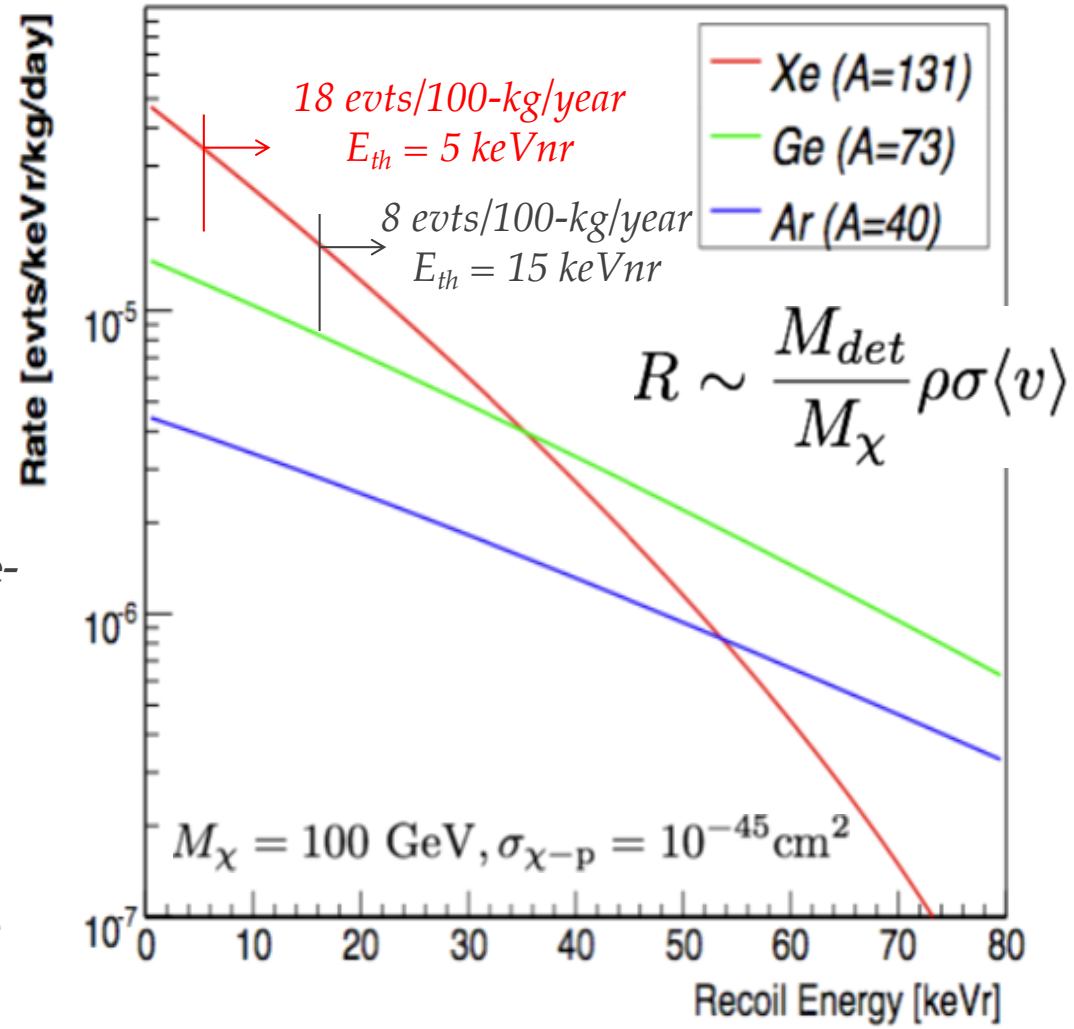

Double phase LXe/GXe TPC

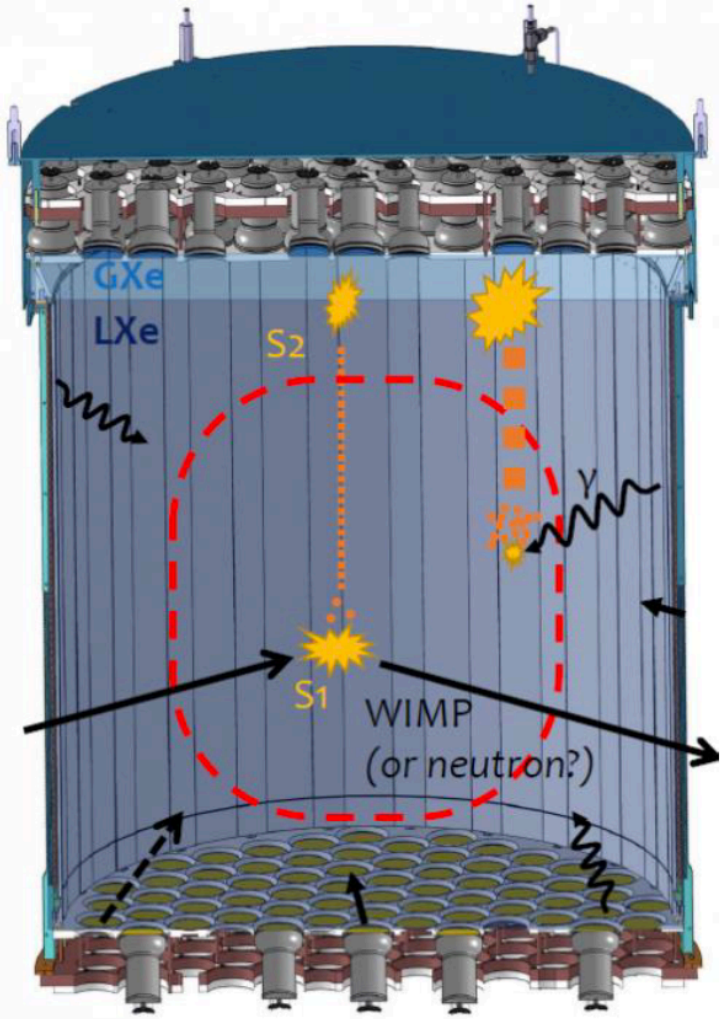

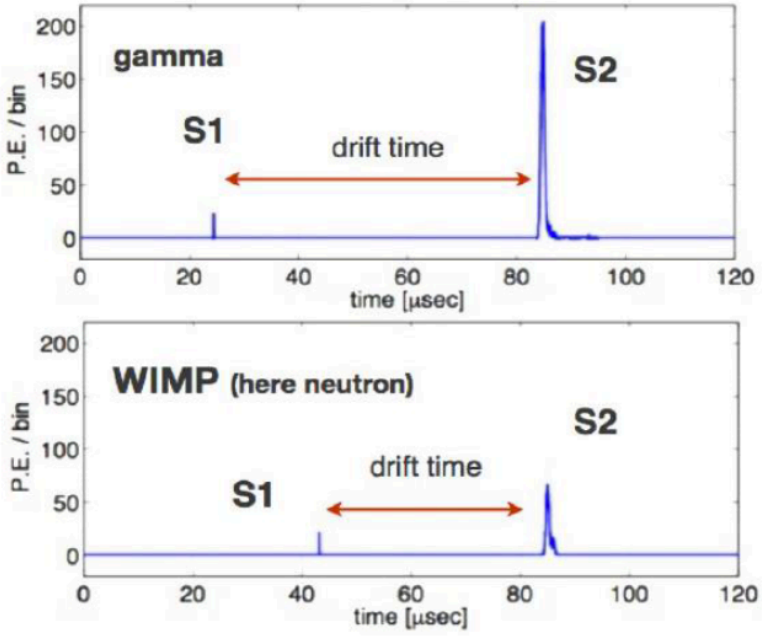

- 3-D position reconstruction using drift time and top array hit pattern
- NR/ER discrimination from S2/S1 ratio

Phases of the XENON program

XENON10	XENON100	XENON1T / XENONnT
		 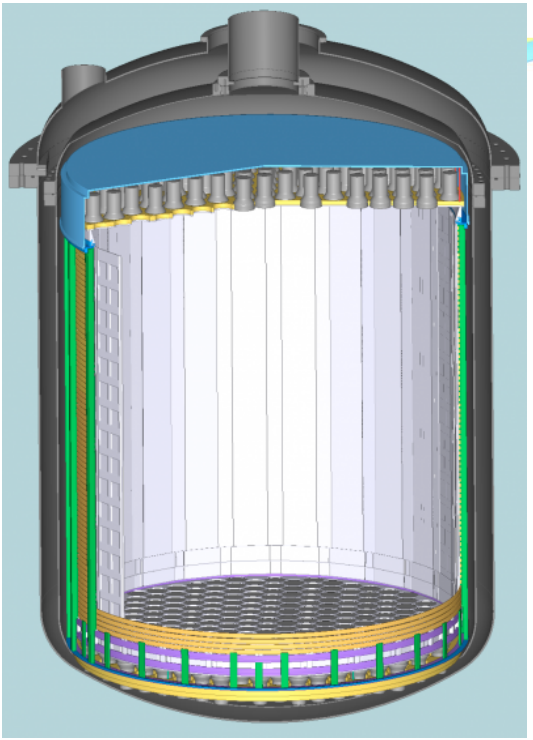
2005-2007 15 cm drift TPC – 25 kg	2008-2016 30 cm drift TPC – 161 kg	2013-2018 / 2019-2023 100 cm / 144 cm drift TPC - 3200 kg / ~8000 kg
Achieved (2007) $\sigma_{SI} = 8.8 \times 10^{-44}$ cm^2	Achieved (2016) $\sigma_{SI} = 1.1 \times 10^{-45}$ cm^2	Projected (2018) / Projected (2023) $\sigma_{SI} = 1.6 \times 10^{-47}$ cm^2 / $\sigma_{SI} = 1.6 \times 10^{-48}$ cm^2

The XENON1T Experiment






July 2013


XENON
Aug. 2014



Time Projection Chamber

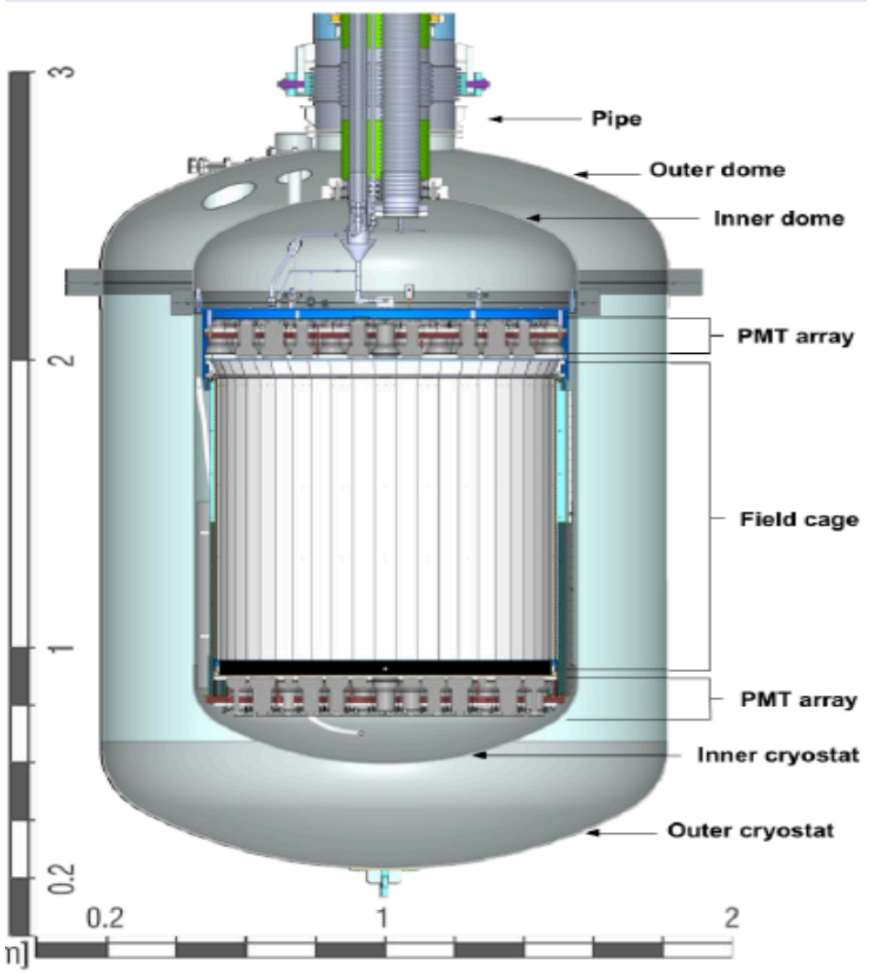













TPC: 1m x 1m. LXe mass: 3.2 t (total), 2 t (active).
Internal part fully covered with high reflectivity PTFE.
Electric field: 120 V/cm.

PMTs: Hamamatsu R11410-21 (127 top, 121 bottom).
Average QE= 34% @178 nm, Gain = 5 10^6 @ 1.5 kV
Low radioactivity components. Eur. Phys. J. C75, 11, 546 (2015)

Nov 2015: XENON1T inauguration





XENON1T: All Systems



Xenon Plants



Cryogenic

Purification

Cryostat

Distillation

ReStoX
(Recovery/Storage)

Xe Cooling System

Goal: liquefy 3200 kg of Xe and maintain the xenon in the cryostat in liquid form, at a constant temperature and pressure, and so for years without interruption.

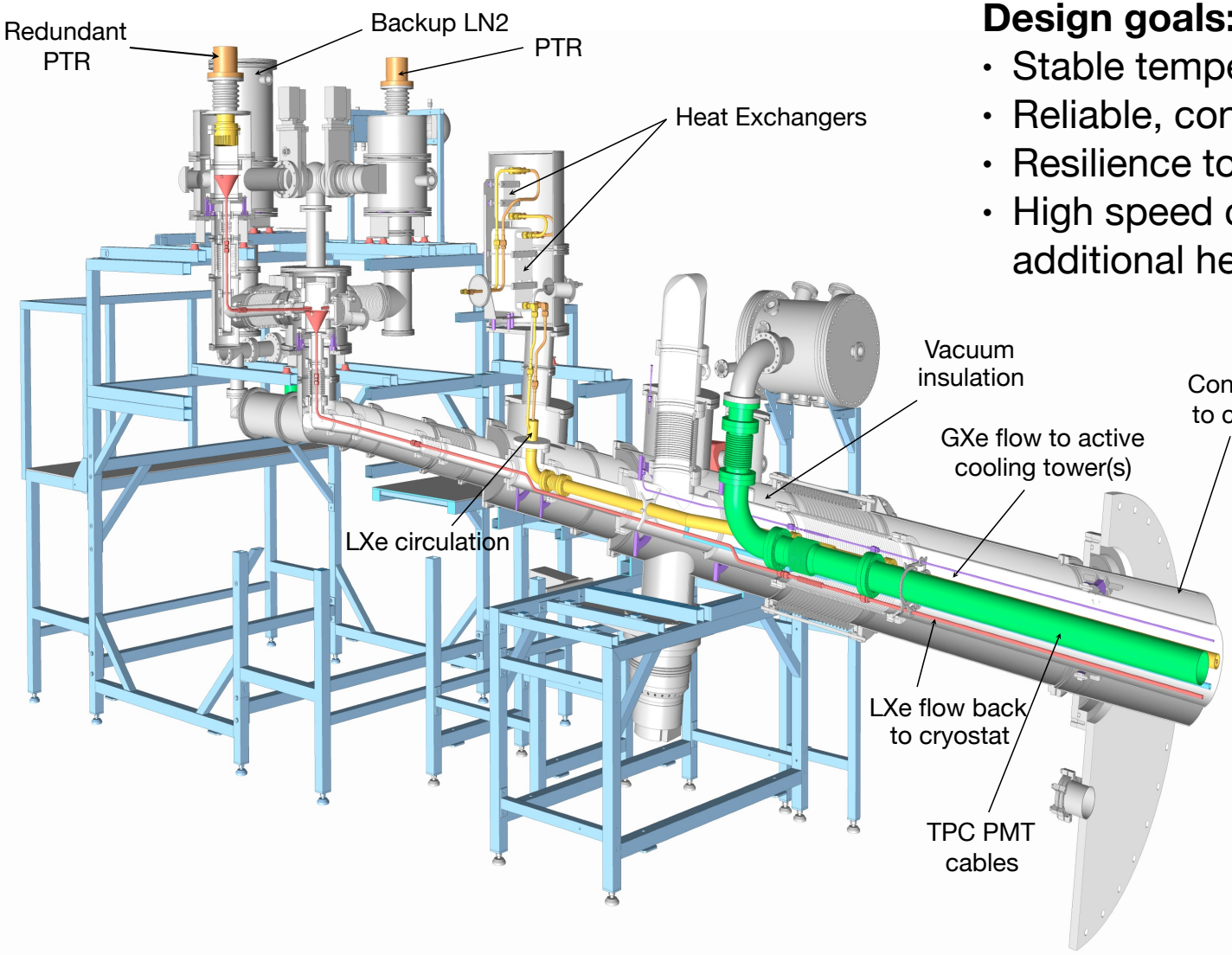

Design goals:

- Stable temperature and pressure control
- Reliable, continuous, long term operation
- Resilience to unexpected failures
- High speed circulation with low additional heat load

Main features:

- Redundant PTR cooling systems
- Backup LN2 cooling tower
- Efficient two-phase heat exchangers
- One PTR can be serviced while the other is in operation

Detector Stability

- LXe temperature stable at -96.07 °C, RMS 0.04 °C
- GXe pressure stable at 1.934 bar, RMS 0.001 bar

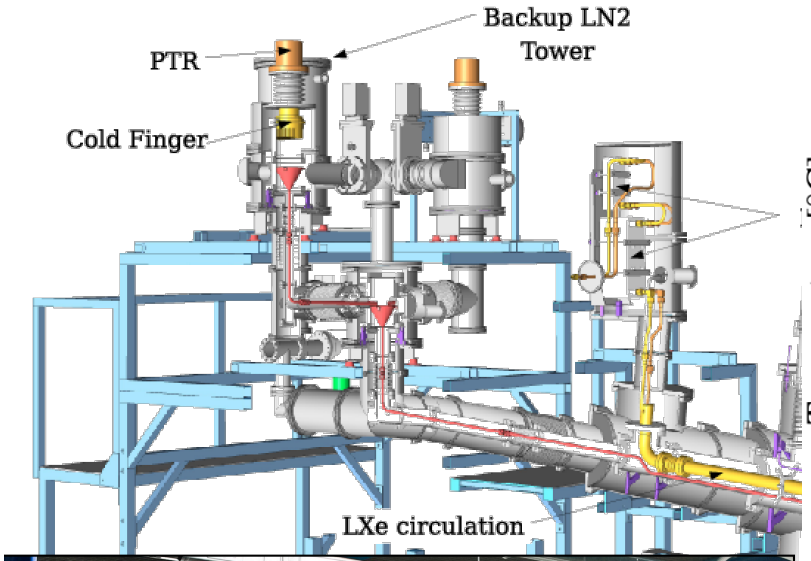





Slow control/Historian monitoring

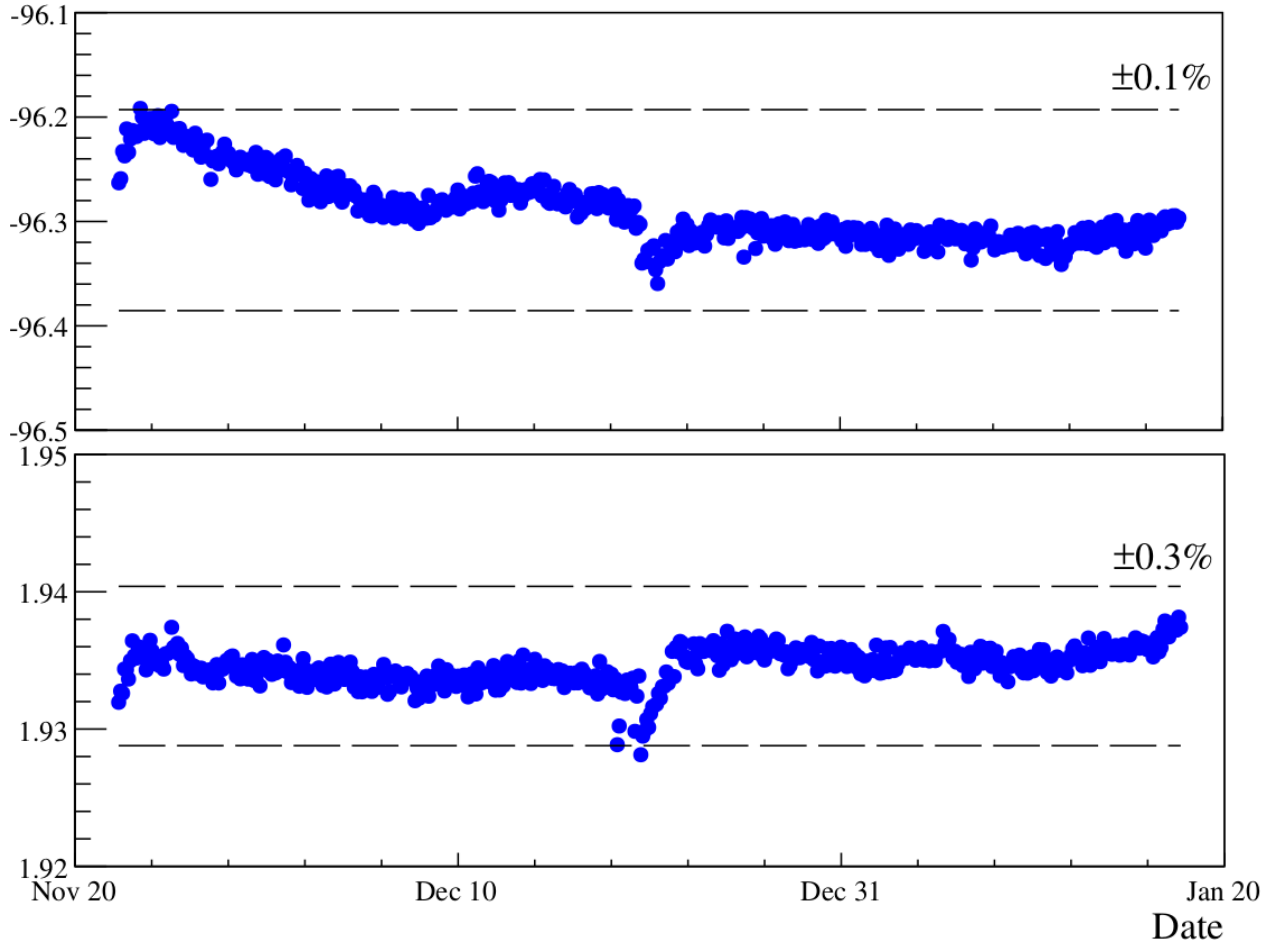

Xe Purification



Goal: remove electronegative impurities below 1 ppb (O_2 equivalent) in the Xe gas fill and from outgassing of detector's components with continuous circulation of Xe gas at high speed through hot getters

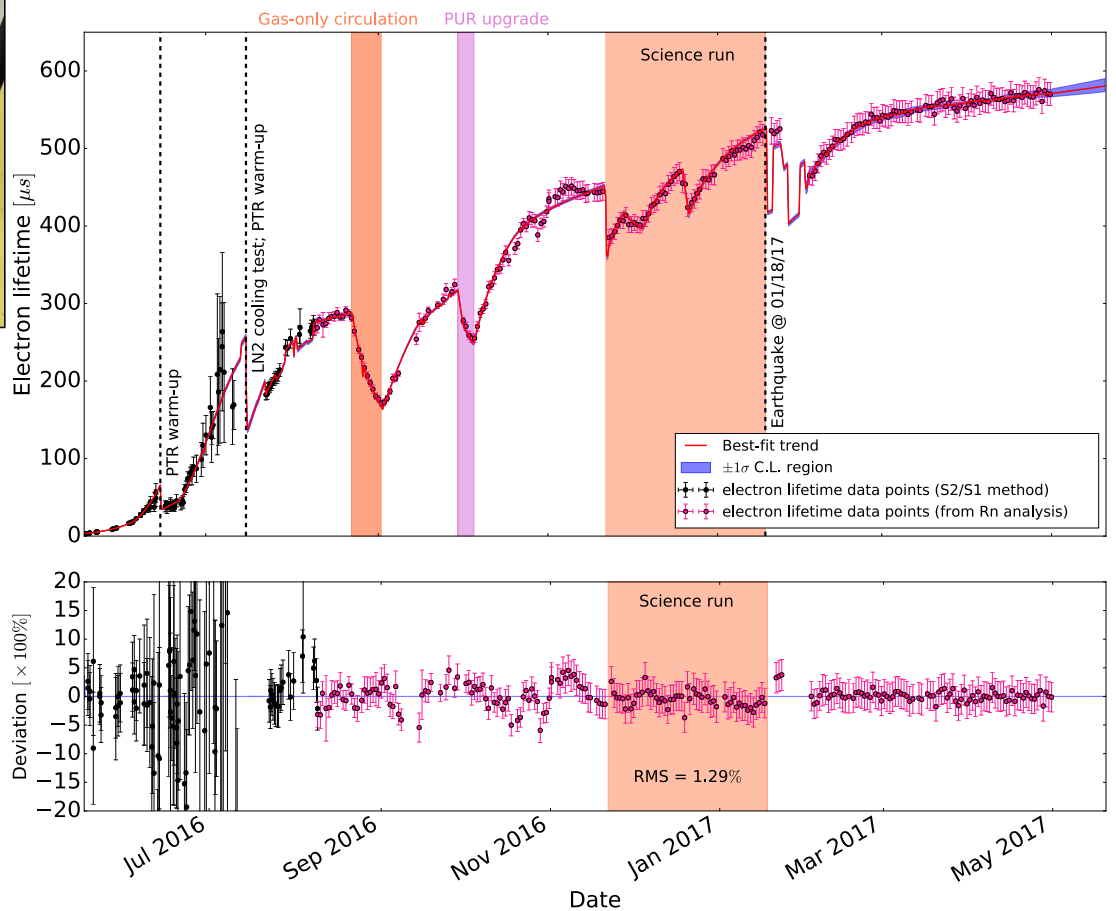

Performance: evolution of e-lifetime, monitored regularly with ERs calibration sources, well described by physical model. Current value approaching the max drift time of the LXeTPC.

Cryostat in the Water Tank





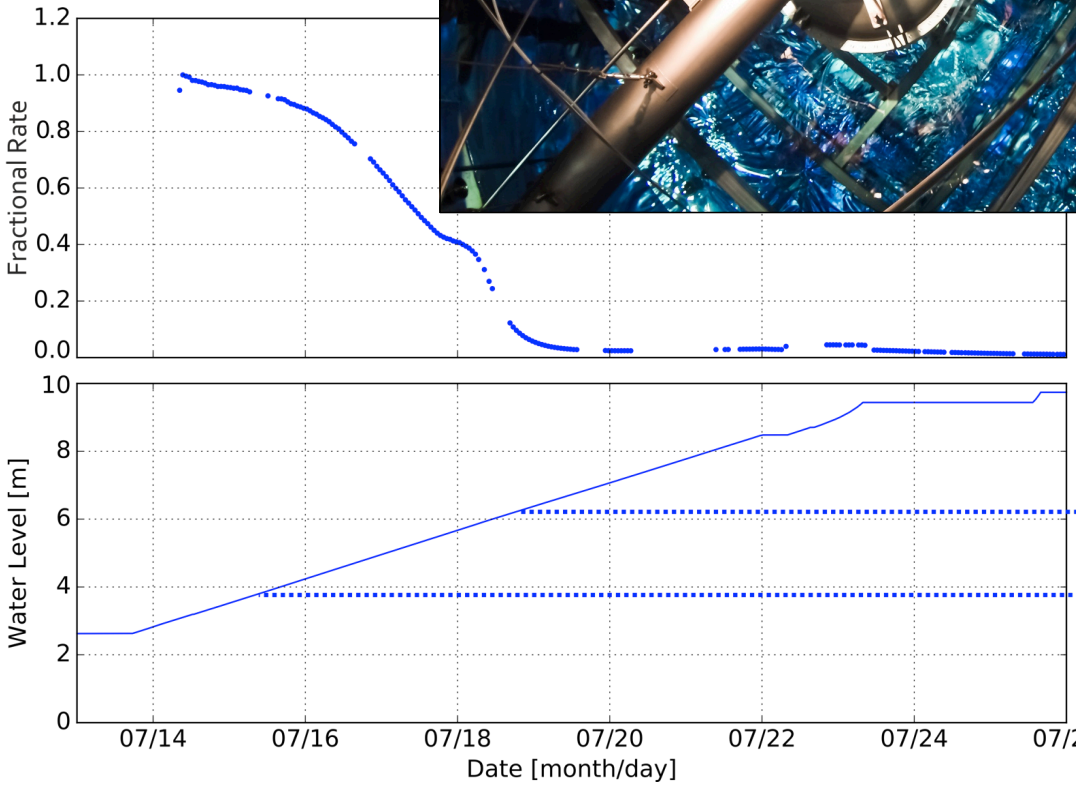

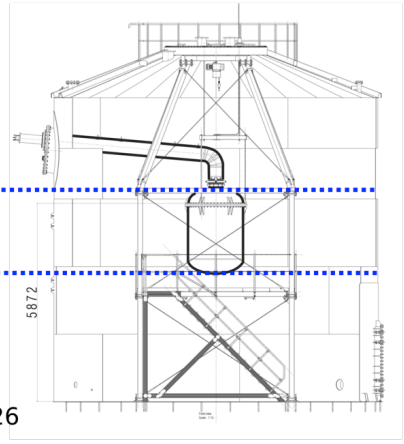



Cherenkov Muon Veto





- Active shield against muons
- 84 high-QE 8" Hamamatsu R5912 PMTs
- Trigger efficiency > 99.5% for neutrons with muons in water tank
- Can suppress cosmogenic background to < 0.01 events/ton/year
- No coincidences with events in the TPC found in this science run

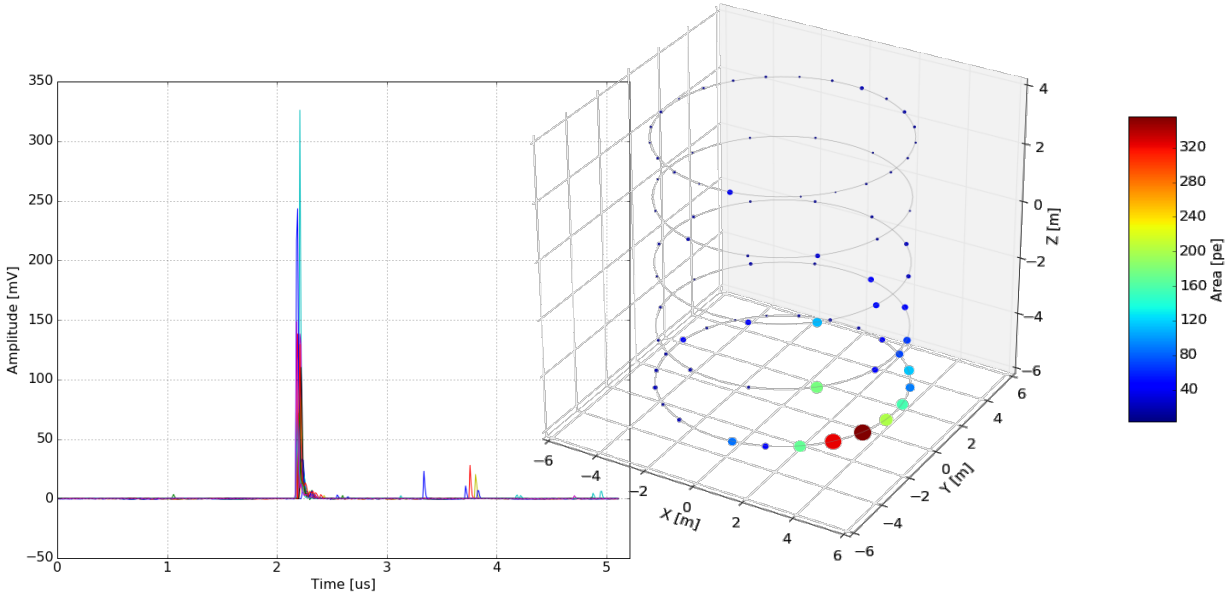

Real Waveform Example 1

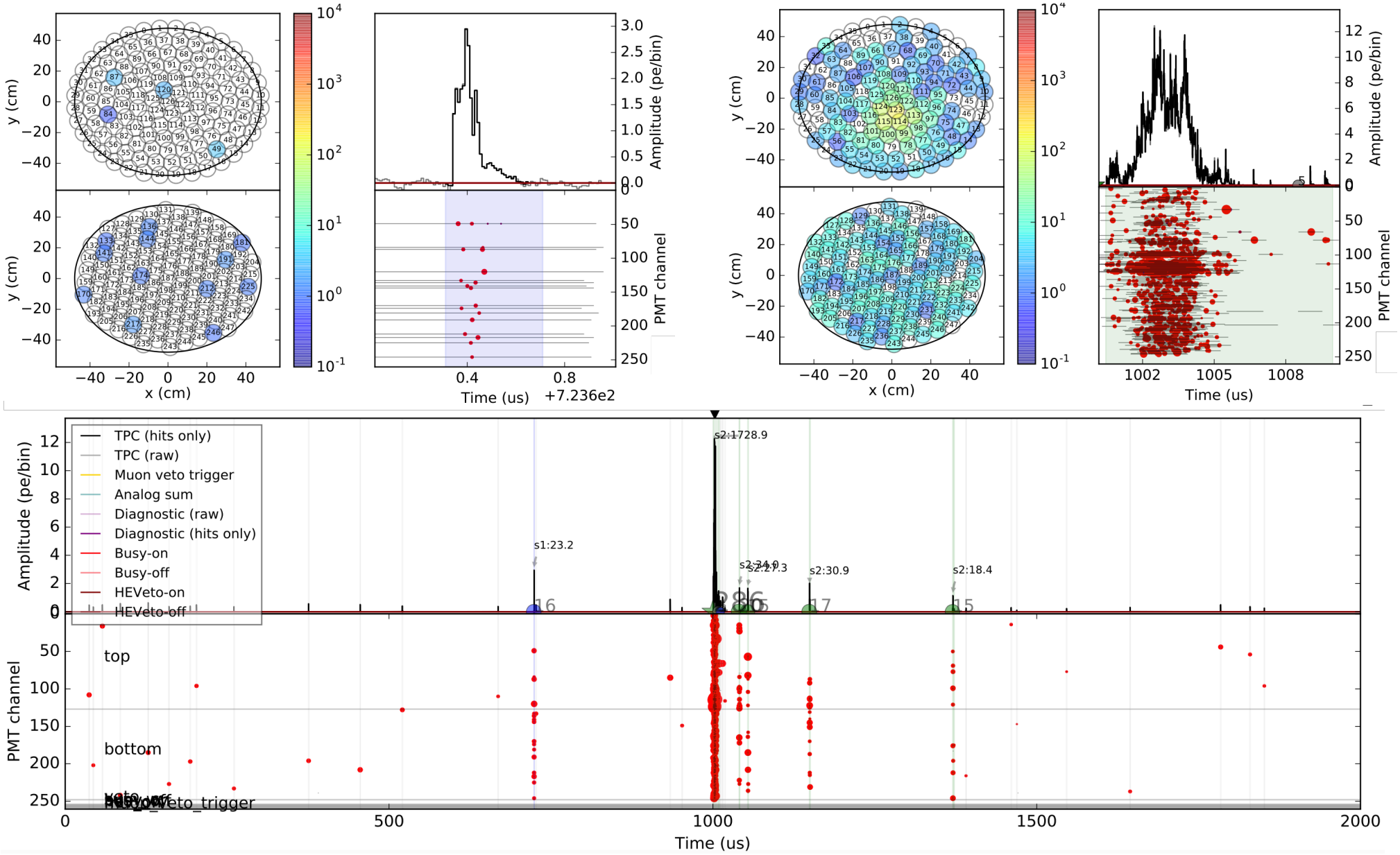

Real Waveform Example 2

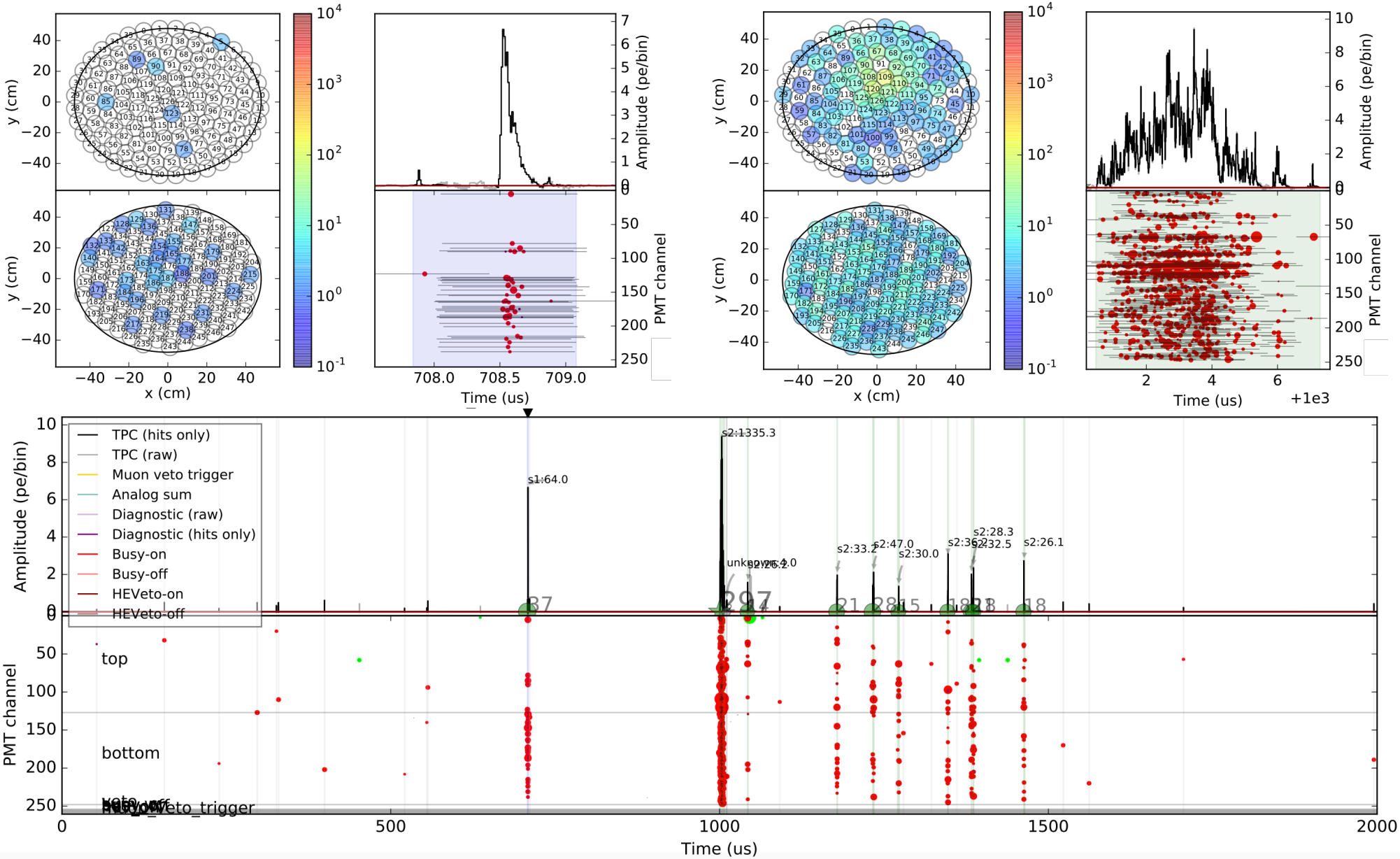

ER Backgrounds

Predictions from MC simulations: ER background from materials is negligible in the 1t FV.

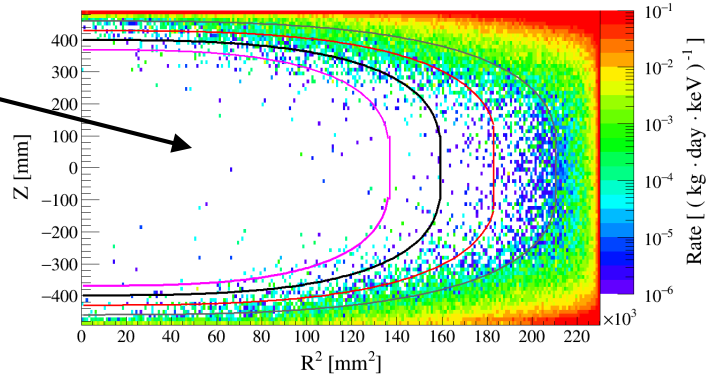

MC assumptions on the intrinsic backgrounds:

- 0.2 ppt of ^{nat}Kr (achieved in XENON1T distillation column tests),
- 10 μBq/kg of ^{222}Rn (estimation based on Rn emanation measurements).

"Physics reach of the XENON1T dark matter experiment", JCAP 1604 (2016) 027, arXiv:1512.07501,

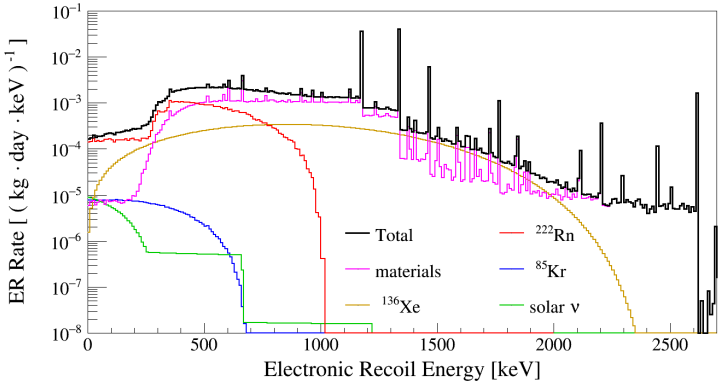

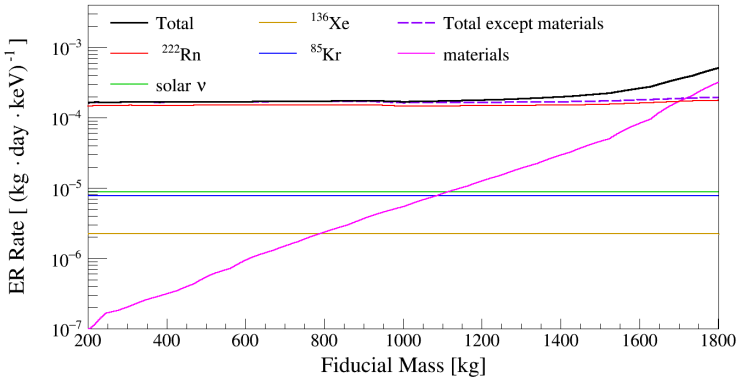

^{222}Rn (mainly from ^{214}Pb β-decay) is the most relevant source of ER background in most of the TPC.

Kr Reduction



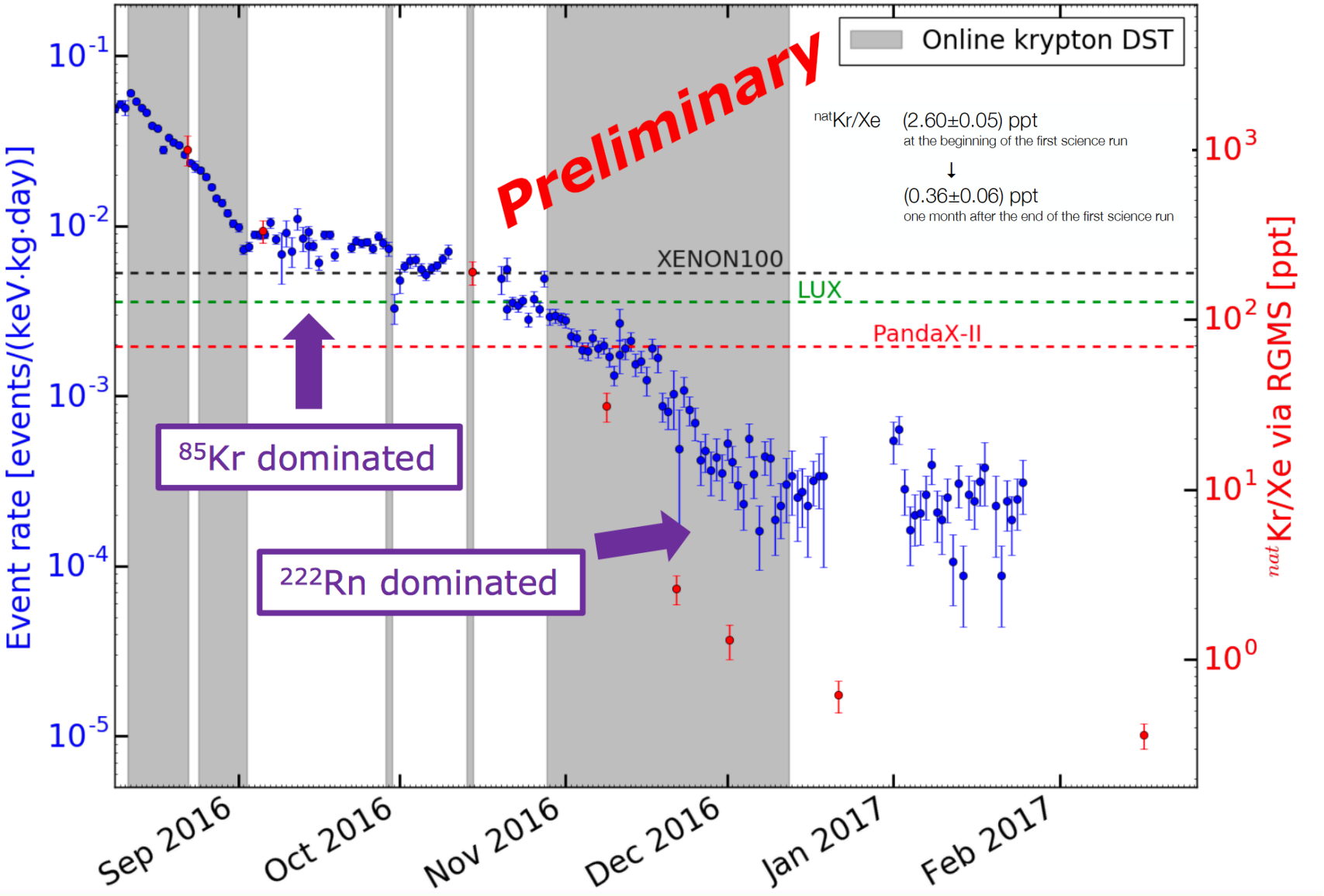

Eur. Phys. J. C77 (2017) no.5, 275 & arXiv:1702.06942

Worst enemy: Rn !



ER Backgrounds

Predictions from MC simulations: ER background from materials is negligible in the 1t FV.

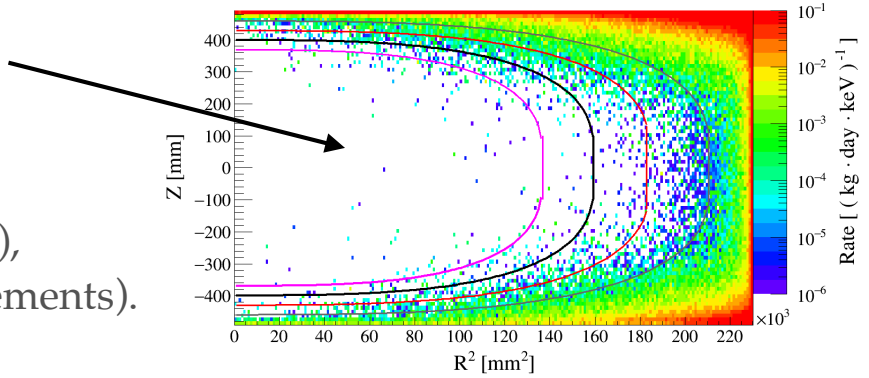

MC assumptions on the intrinsic backgrounds:

- 0.2 ppt of ^{nat}Kr (achieved in XENON1T distillation column tests),
- 10 μBq/kg of ^{222}Rn (estimation based on Rn emanation measurements).

"Physics reach of the XENON1T dark matter experiment", JCAP 1604 (2016) 027, arXiv:1512.07501,

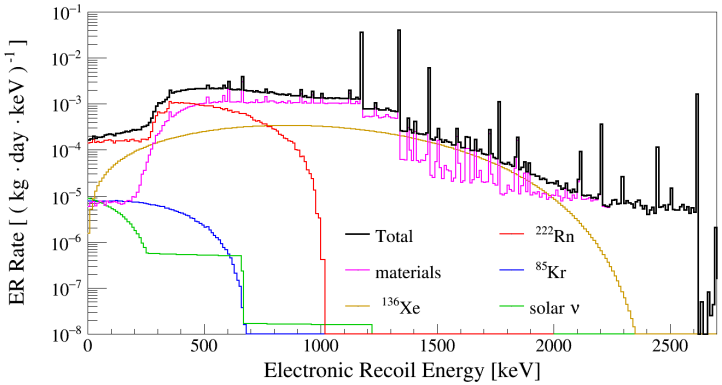

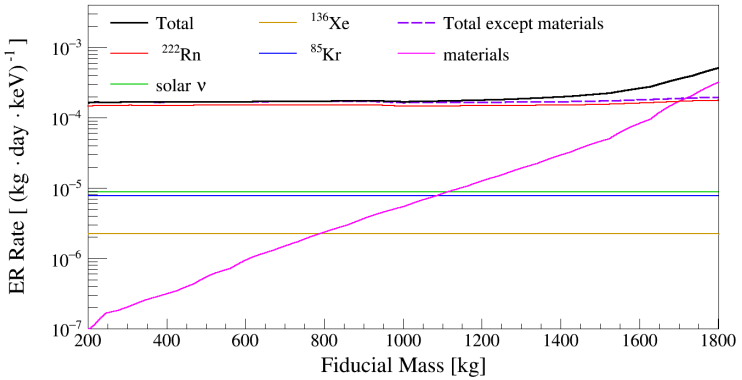

^{222}Rn (mainly from ^{214}Pb β-decay) is the most relevant source of ER background in most of the TPC.

Measured: (1.93 +/- 0.25) 10^{-4} events / (kg day keV)

Predicted (considering the average 1.5 ppt of Kr in first run): (2.3 +/- 0.2) 10^{-4} events / (kg day keV)

Lowest ER background ever achieved in a DM detector !

Science Run: Timeline



- Average DAQ lifetime = 92%

Science Run: Exposure

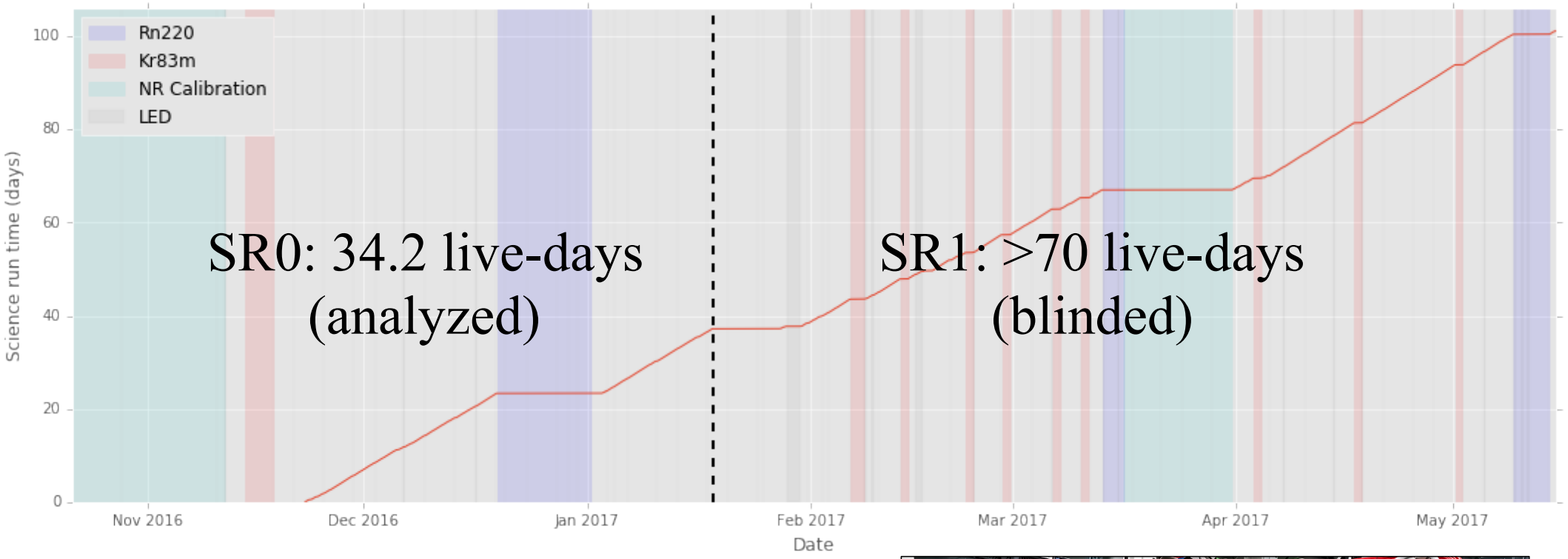

- This talk highlights the analysis of the first science run (SR0)
- We continue to take data after the earthquake and analyzing SR1 now



Energy response

$$E = (n_{ph} + n_e) \cdot W = (\frac{S1}{g1} + \frac{S2}{g2}) \cdot W$$

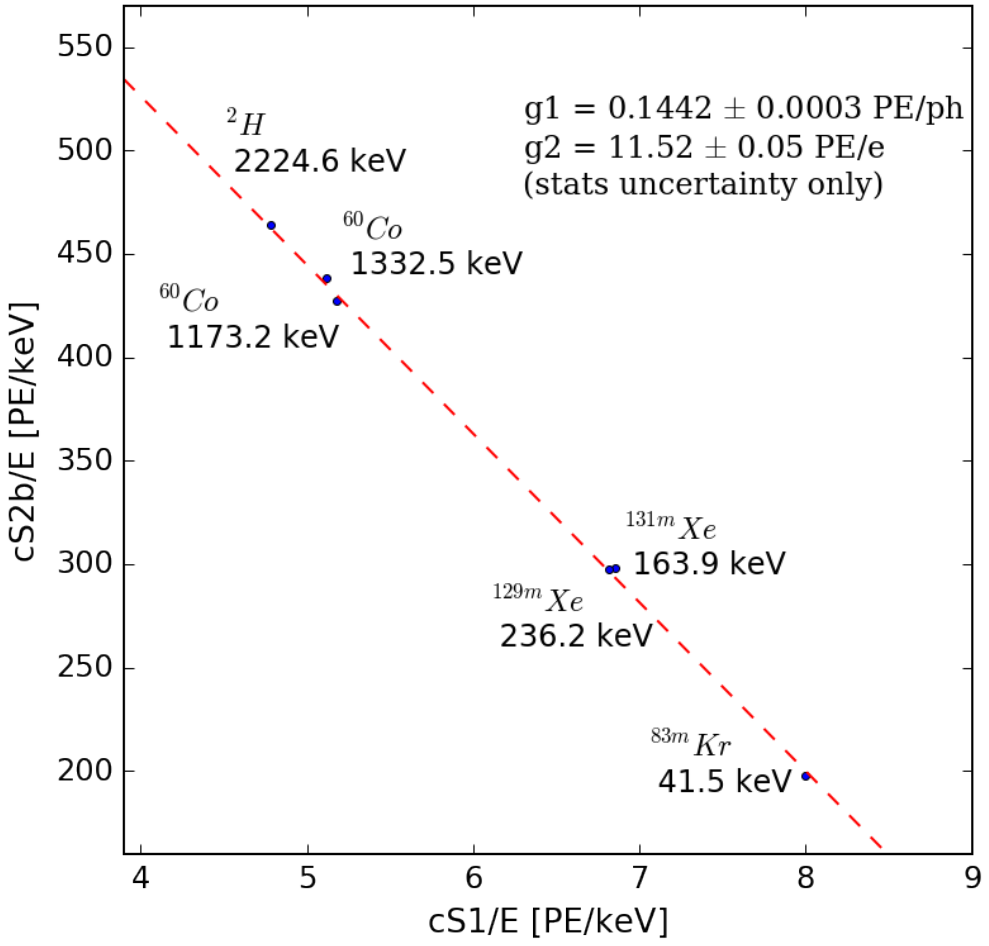

- Excellent linearity with electronic recoil energy from 40 keV to 2.2 MeV
- g1 = 0.1442 ± 0.0068 (sys) PE/photon corresponds to a light detection efficiency of 12.5 ± 0.6%
  - Assumptions of past MC sensitivity projected 12.1%.
- The amplification in gas (g2) corresponds to ~100% extraction of charges from the liquid.

Light/Charge Yield Stability

From ^{83m}Kr and activated ^{131m}Xe, variation in LY and CY is at ~1% level.

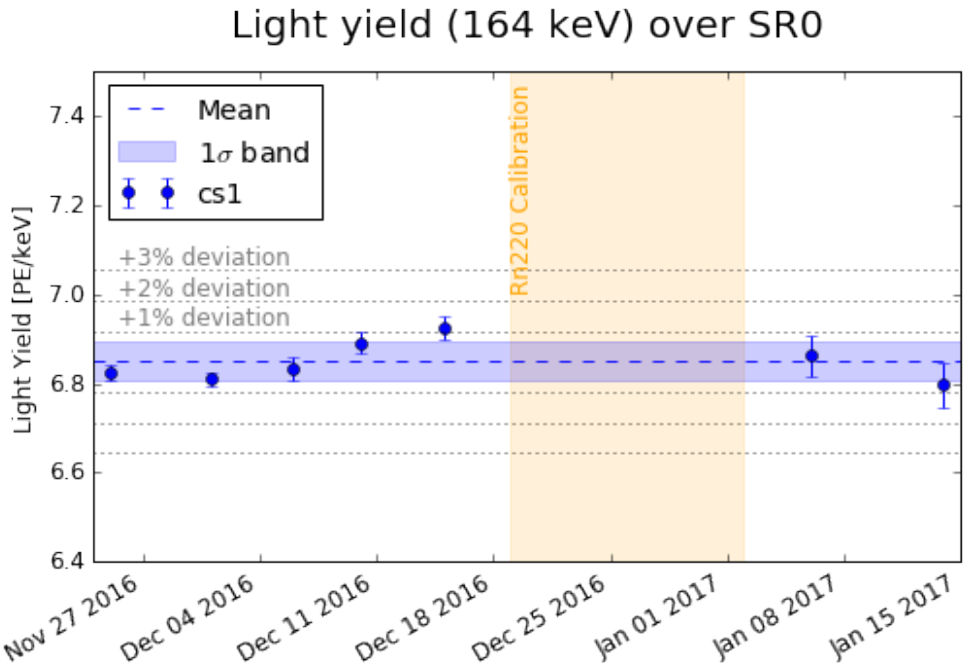

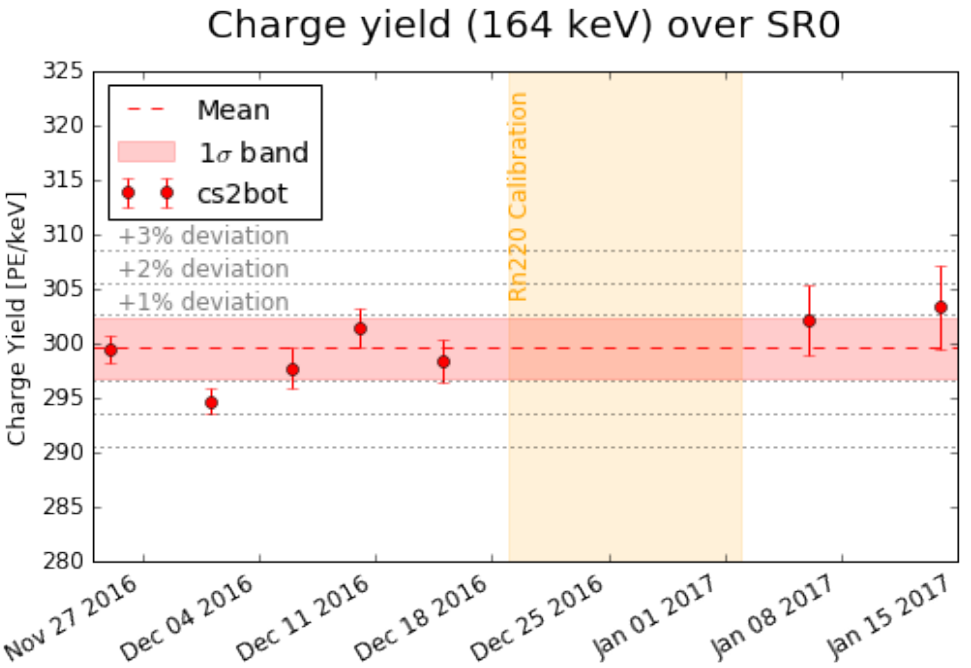

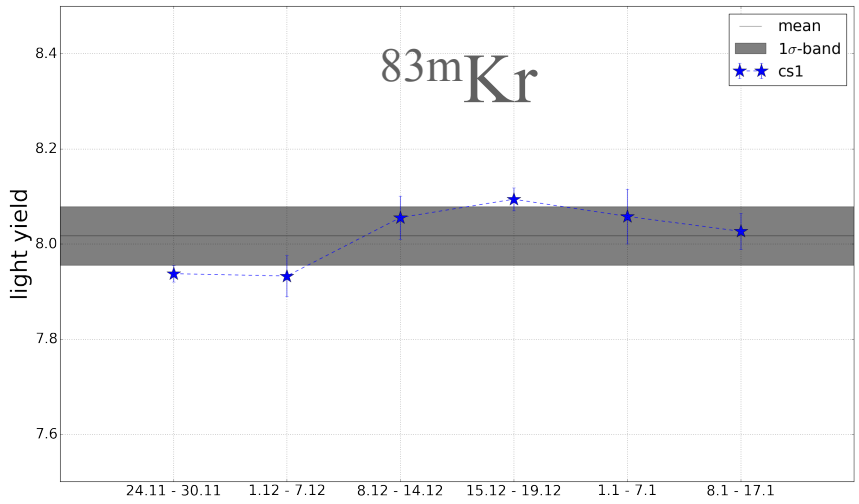

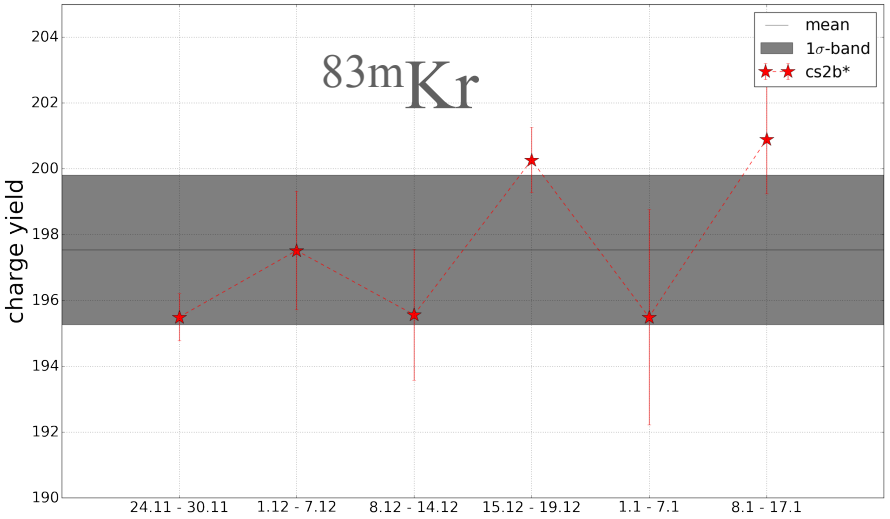

Signal Corrections

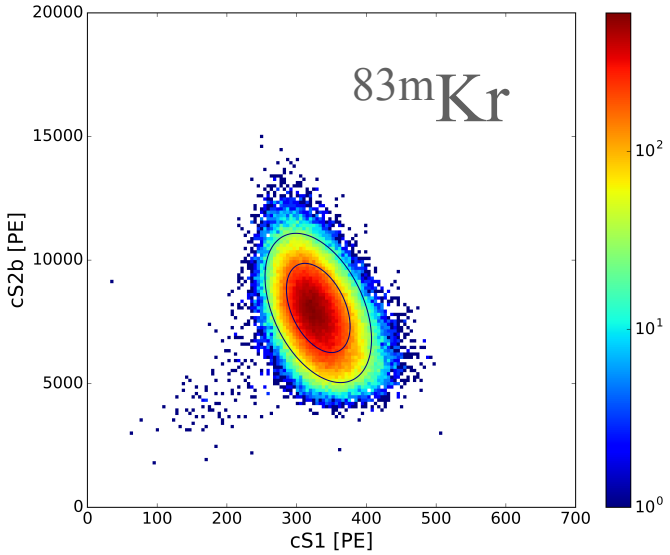

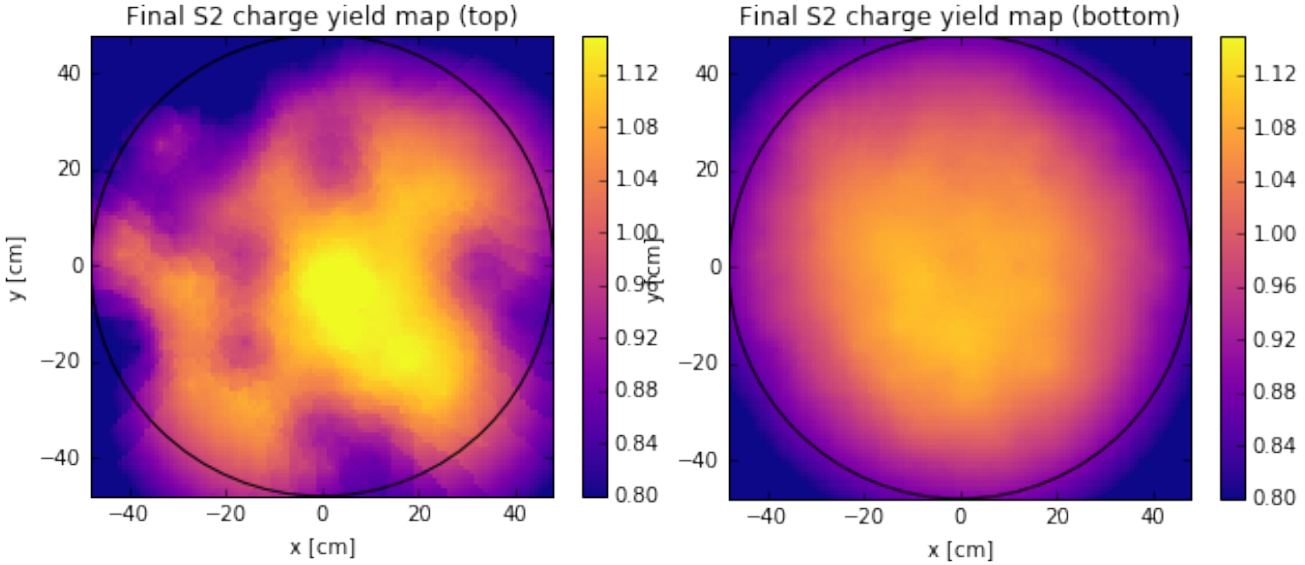

S1 Relative LCE

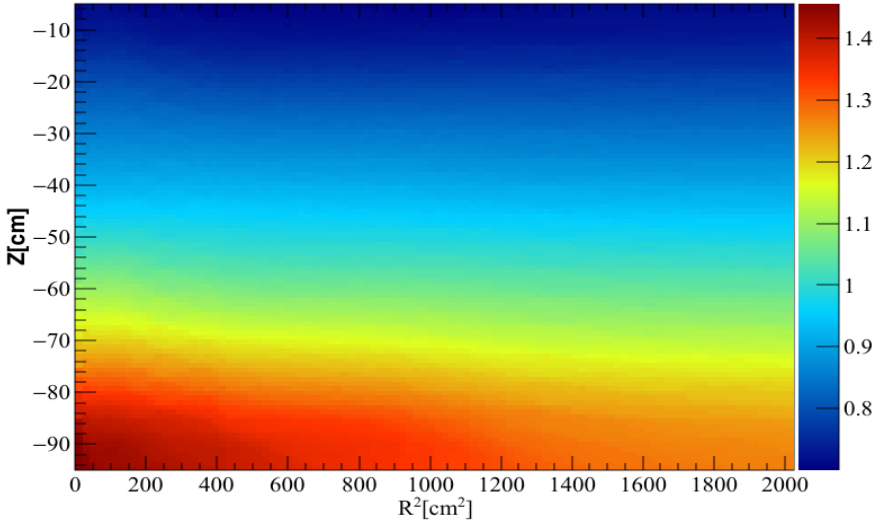

Detailed L_y Maps

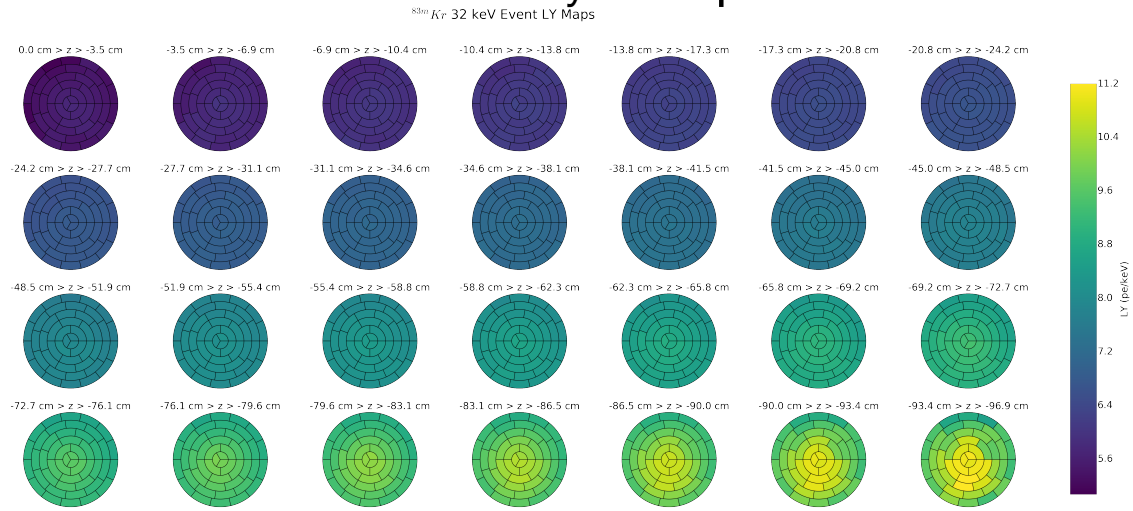

^{220}Rn Calibration

- Energies of commonly used γ-rays, not sufficient to reach fiducial volume
- Inject ^{220}Rn (decay product of ^{228}Th source)
- Low energy section of β-decay of ^{212}Pb used to calibrate ER-band
- Decay of activity dominated by ^{212}Pb half-life (10.6 hours).
  - No long lived isotopes
  - No purification requirement on LXe

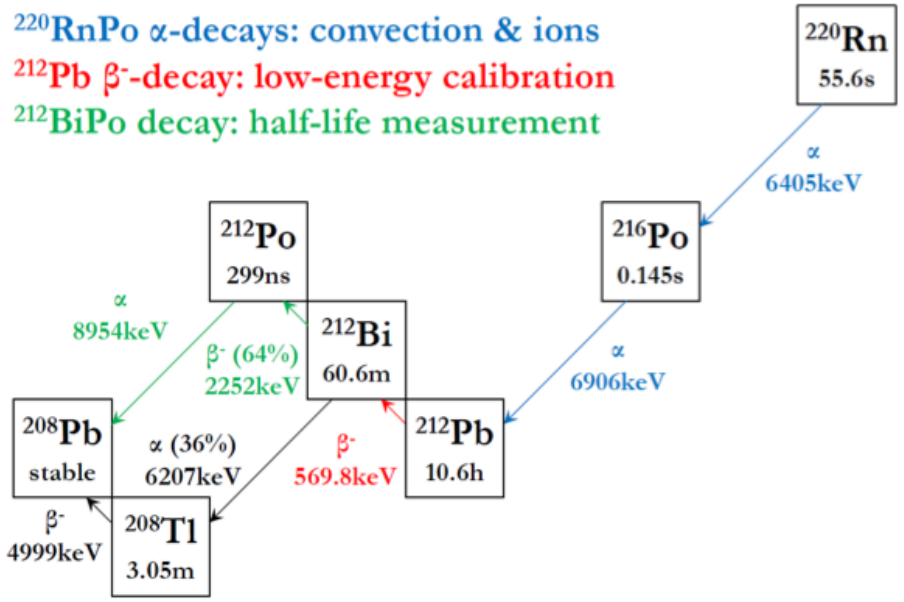



^{220}Rn Calibration

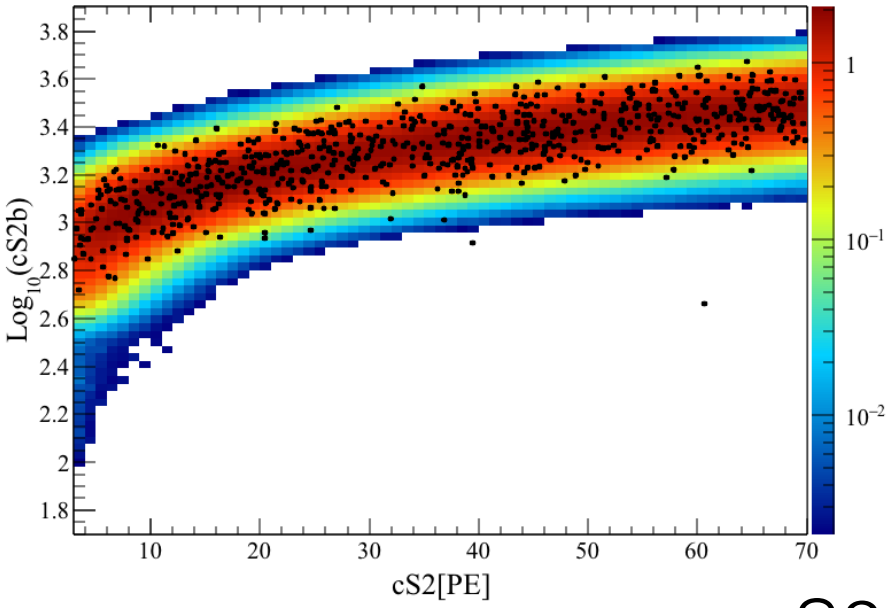

S1 spectrum

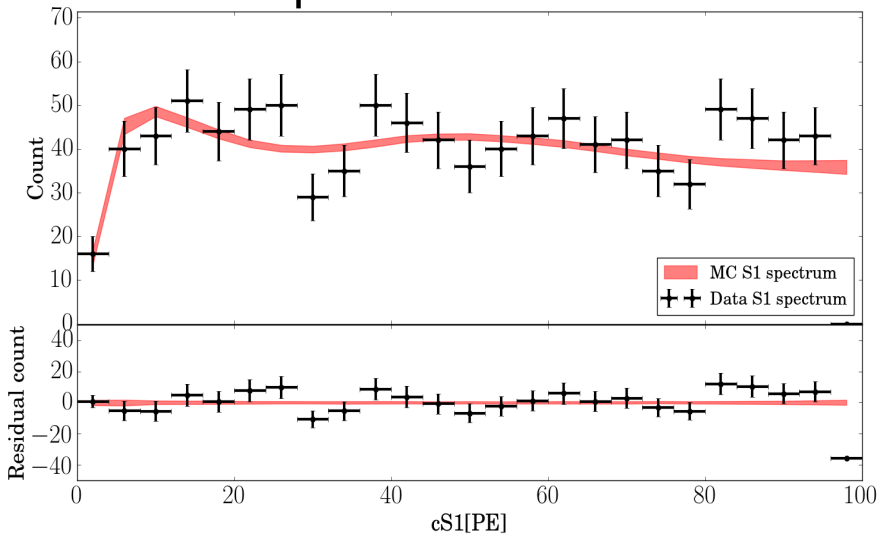

S2 spectra

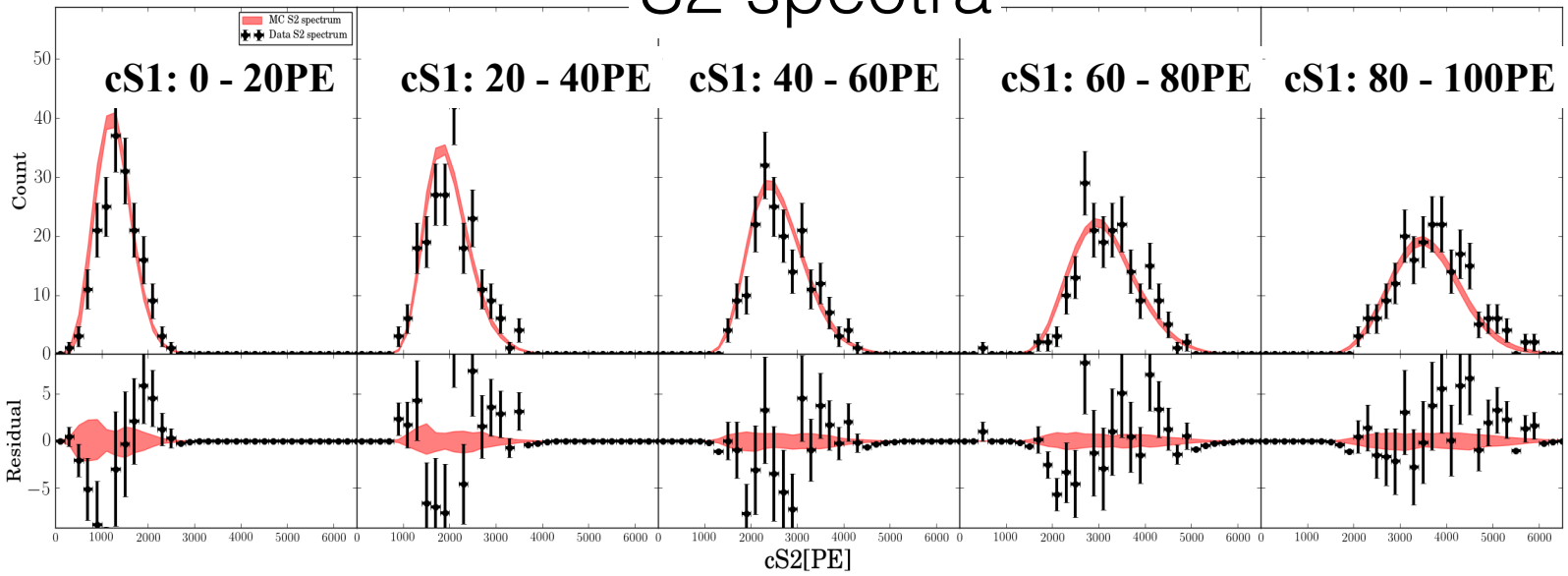

AmBe Calibration

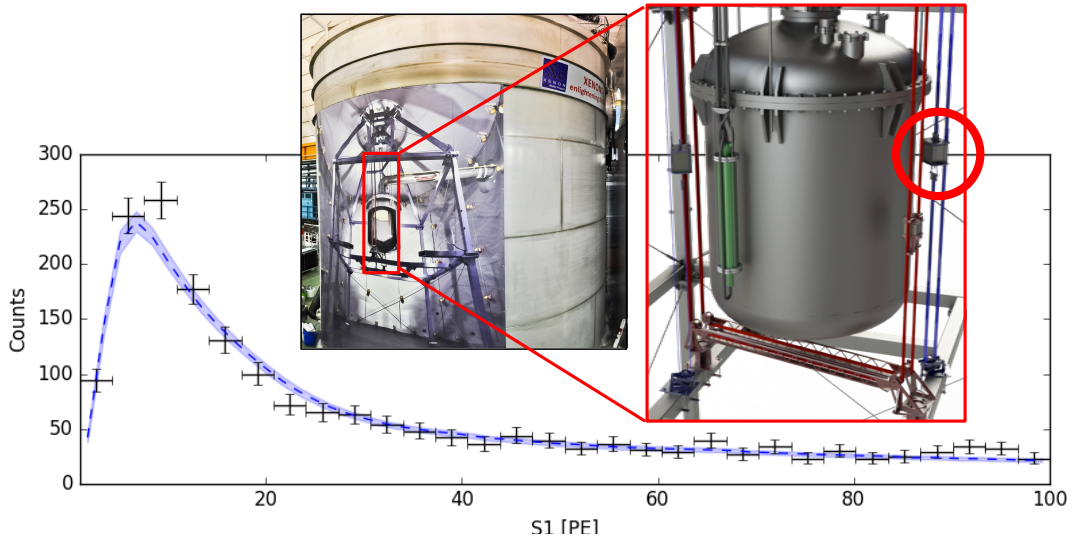

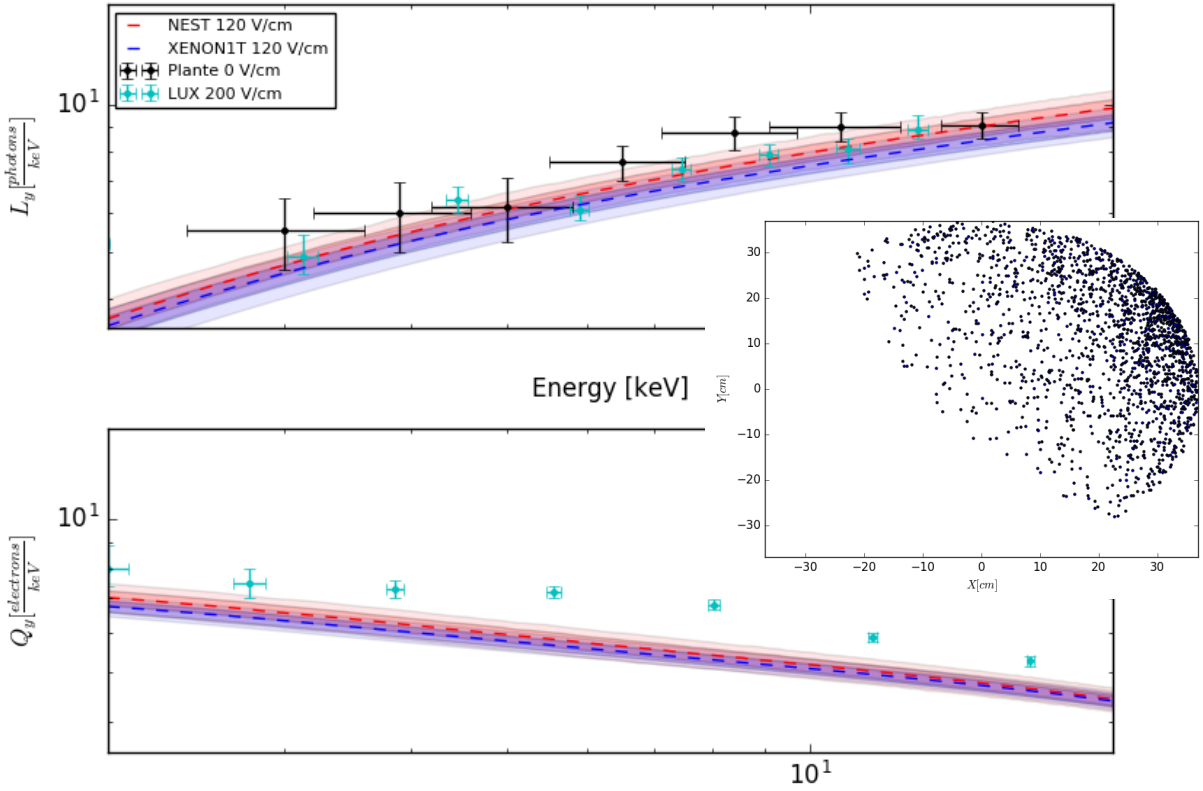

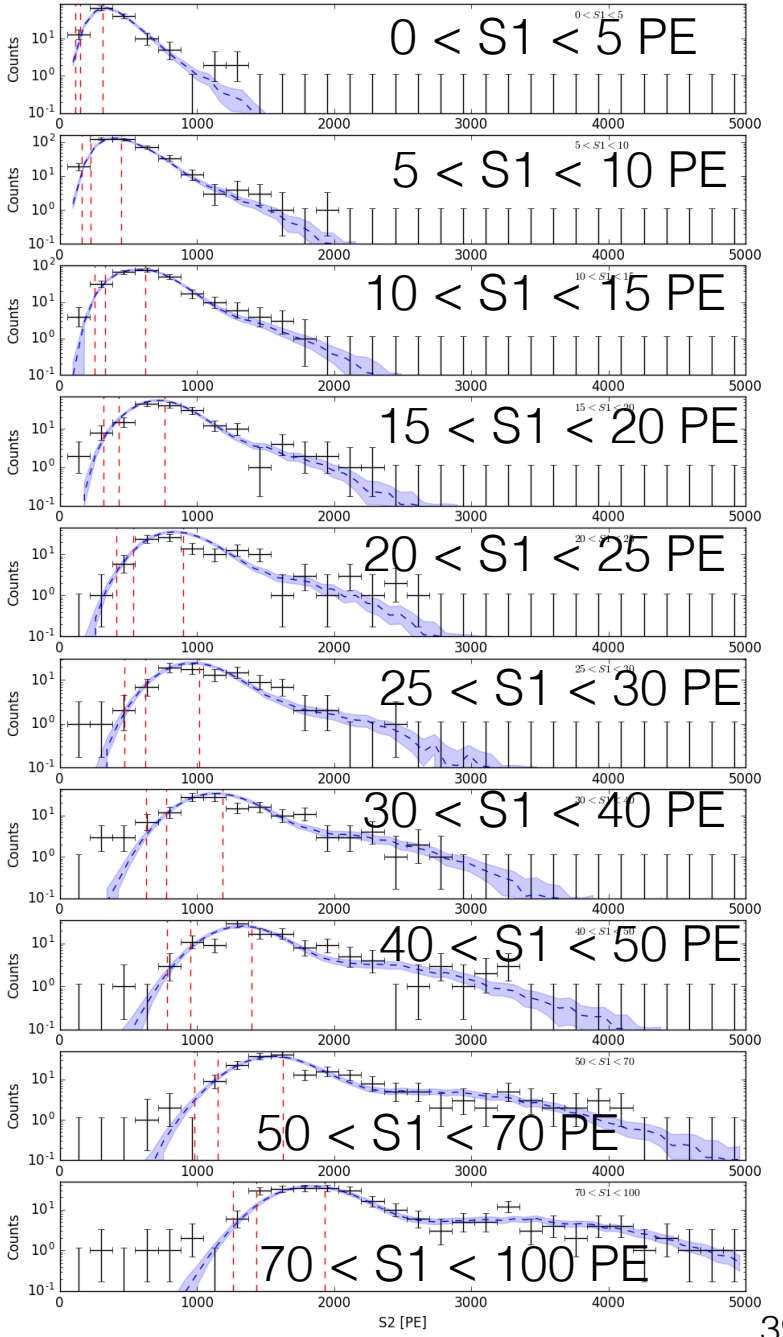

The ER and NR Models

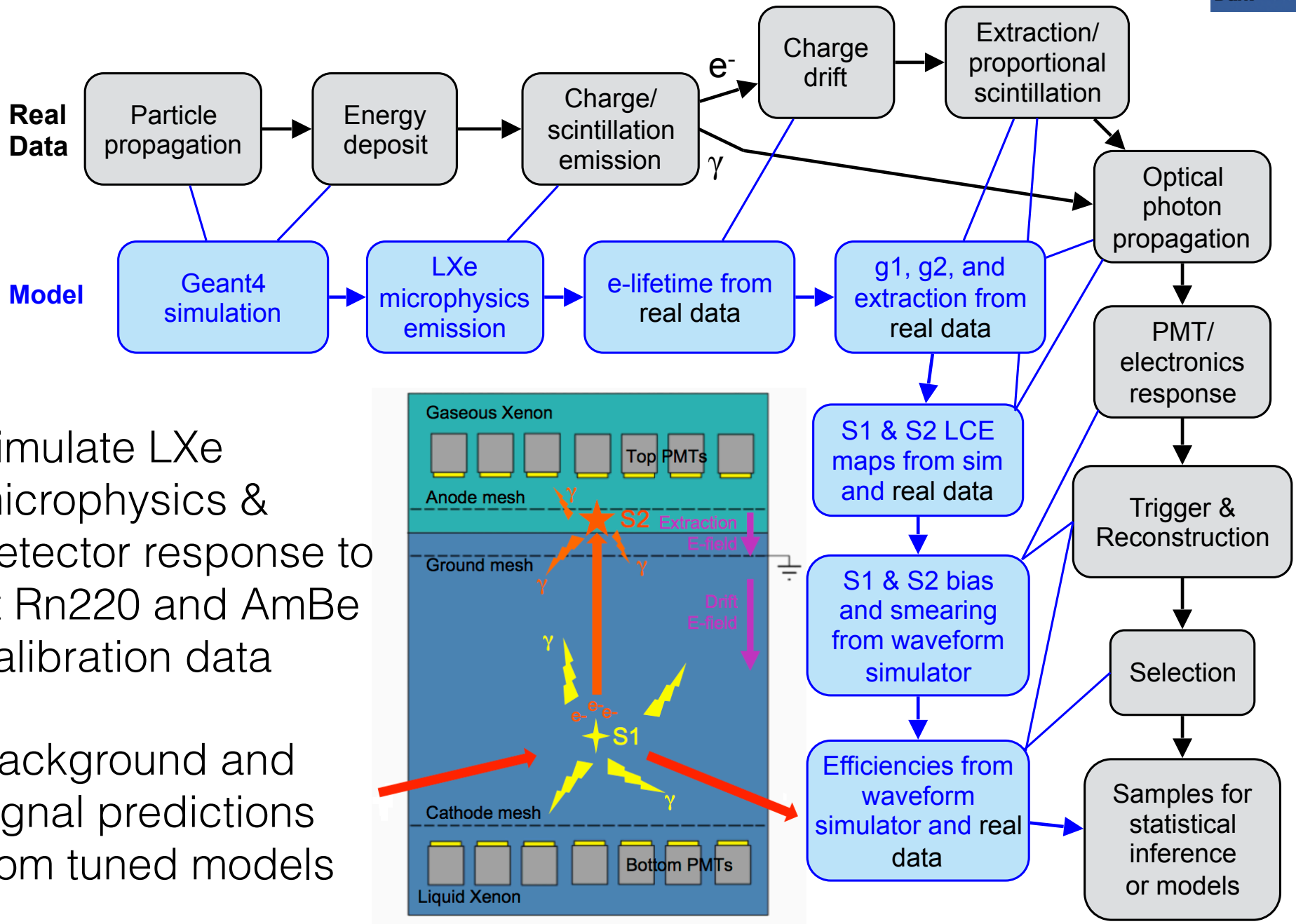

- Simulate LXe microphysics & detector response to fit Rn220 and AmBe calibration data
- Background and signal predictions from tuned models

The ER and NR Models

Real Data

Particle propagation → Energy deposit → Charge/ scintillation emission → e^- → Charge drift → Extraction/ proportional scintillation → Optical photon propagation → PMT/ electronics response → Trigger & Reconstruction → Selection → Samples for statistical inference or models

Charge/ scintillation emission → γ → Optical photon propagation

Model

Geant4 simulation → LXe microphysics emission → e-lifetime from real data → g1, g2, and extraction from real data → S1 & S2 LCE maps from sim and real data → S1 & S2 bias and smearing from waveform simulator → Efficiencies from waveform simulator and real data → Samples for statistical inference or models

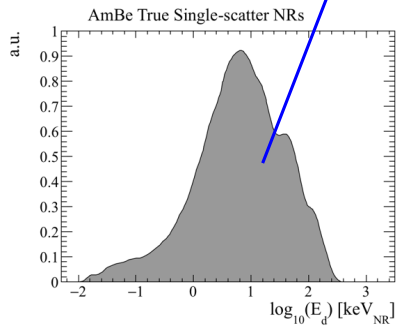

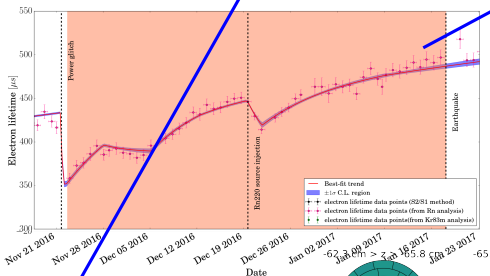

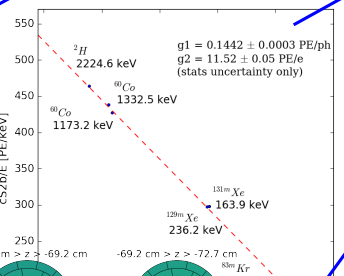

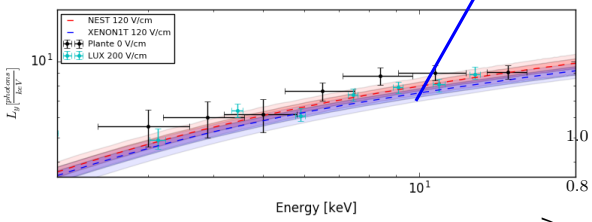

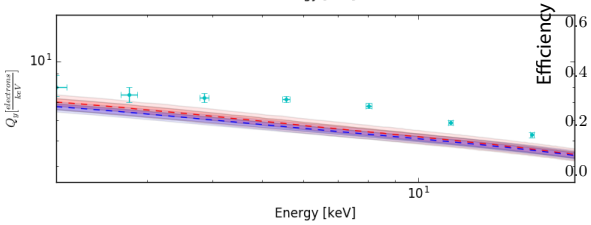

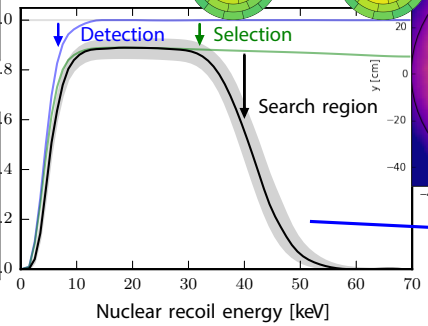

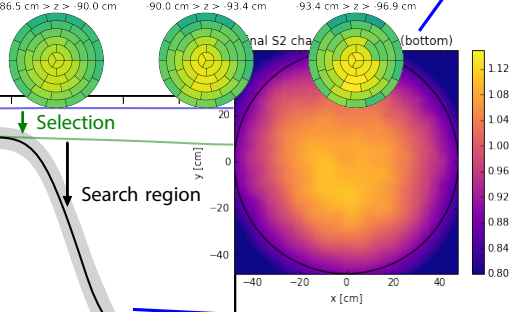

Fitting Models to Calibration

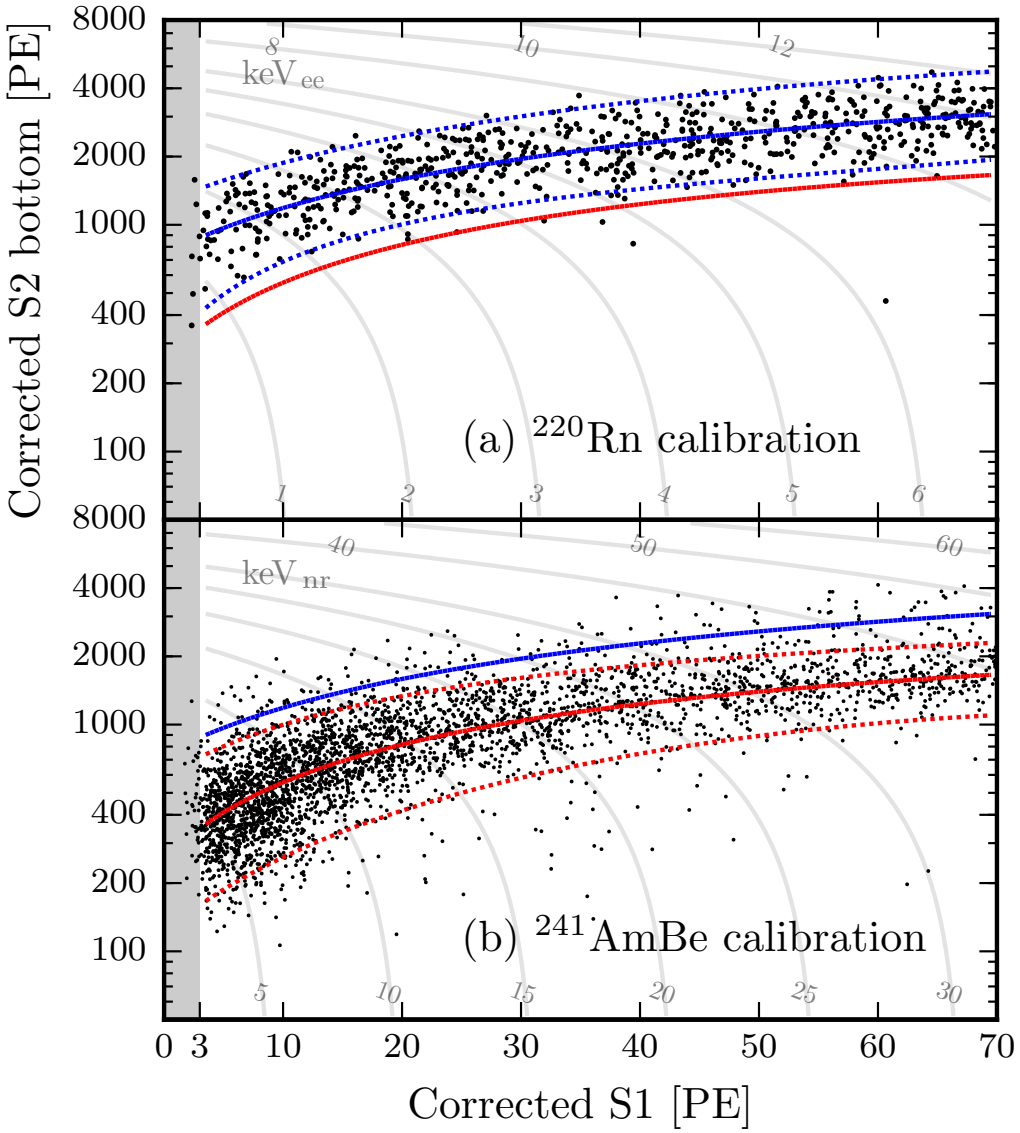

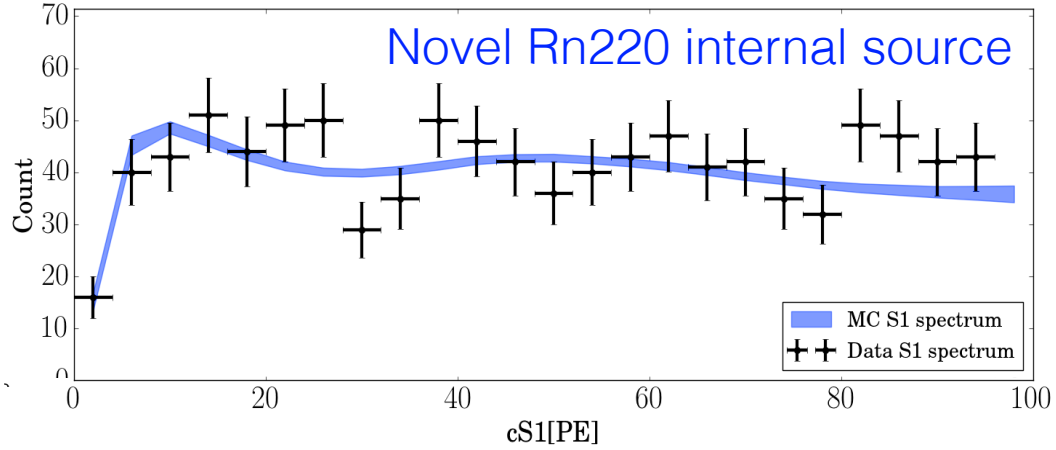

- Full modelling of LXe and detector response in $cS2_b$ vs cS1 space
- All parameters fitted with no significant deviation from priors

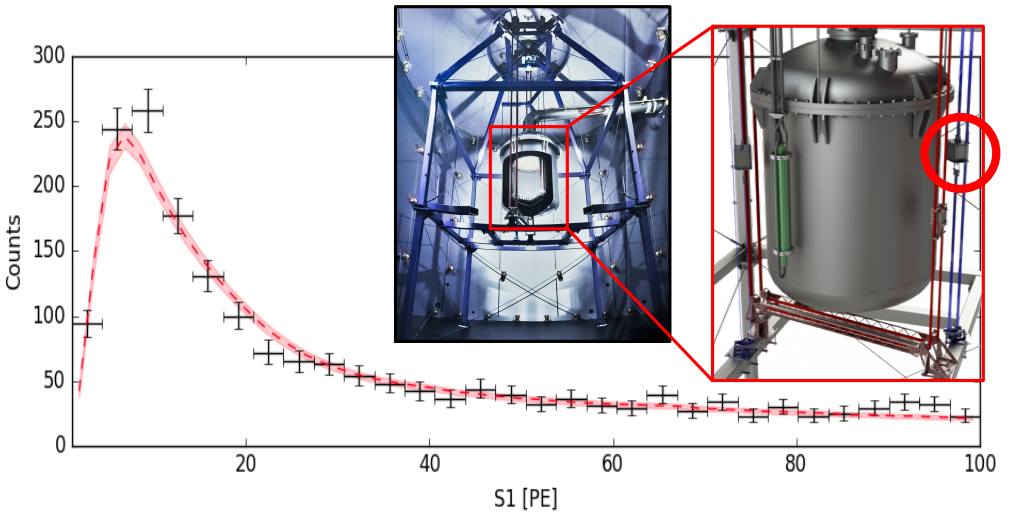

Background model

- ER and NR spectral shapes derived from models fitted to calibration data
- Other background expectations are data-driven, derived from control samples

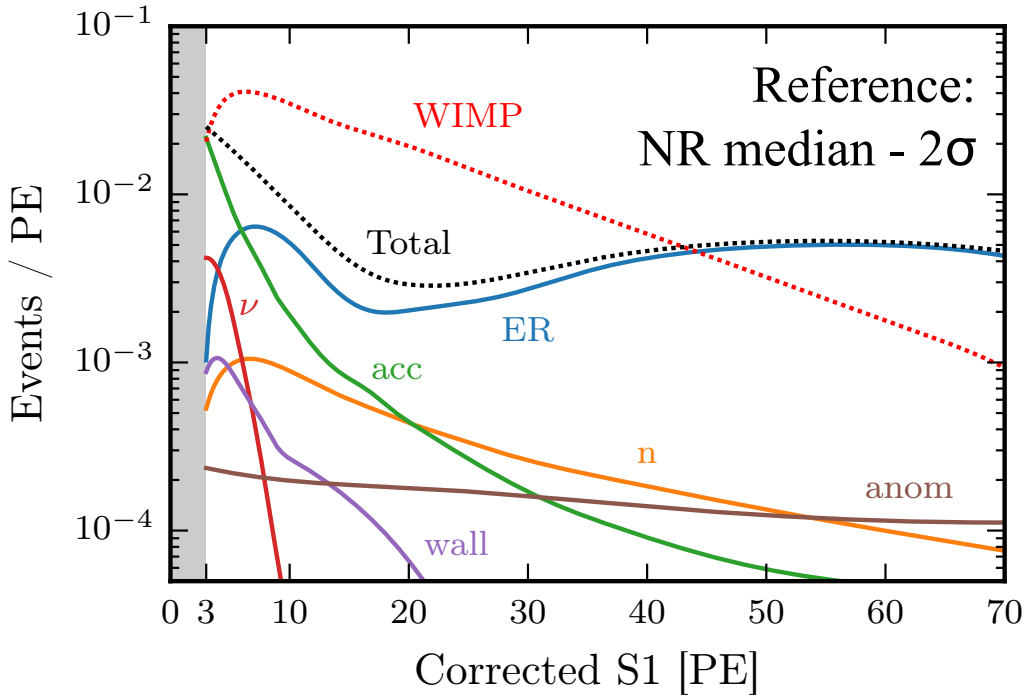

Background & Signal Rates	Total	Reference
Electronic recoils *(ER)*	62 ± 8	0.26 (+0.11)(-0.07)
Radiogenic neutrons *(n)*	0.05 ± 0.01	0,02
CNNS (ν)	0,02	0,01
Accidental coincidences (*acc*)	0.22 ± 0.01	0,06
Wall leakage (*wall*)	0.52 ± 0.32	0,01
Anomalous (*anom*)	0.09 (+0.12)(-0.06)	0.01 ± 0.01
Total background	**63 ± 8**	**0.36 (+0.11)(-0.07)**
50 GeV/c^2, 10^{-46} cm^2 WIMP *(NR)*	1.66 ± 0.01	0.82 ± 0.06

Event Selection

- Data quality and selection cuts tuned to calibration data

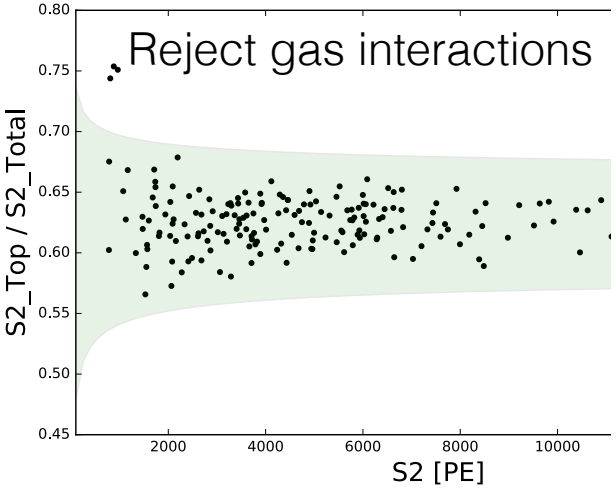

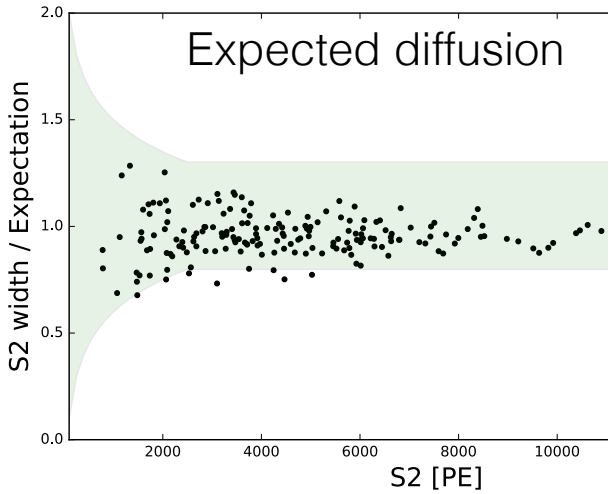

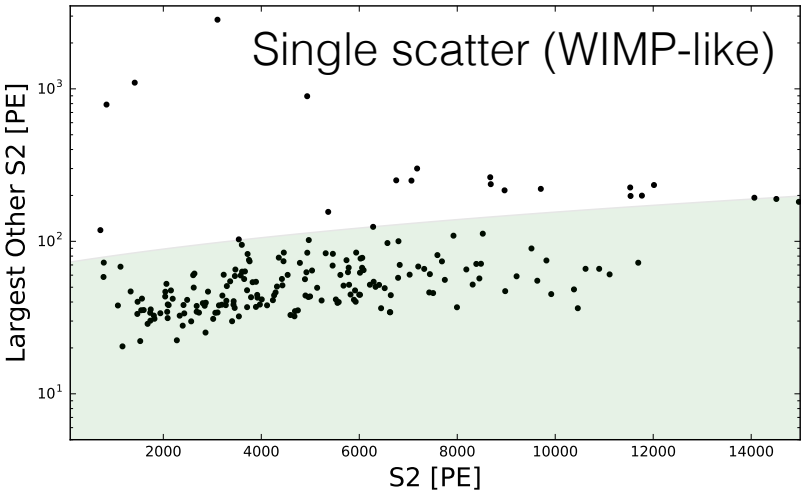

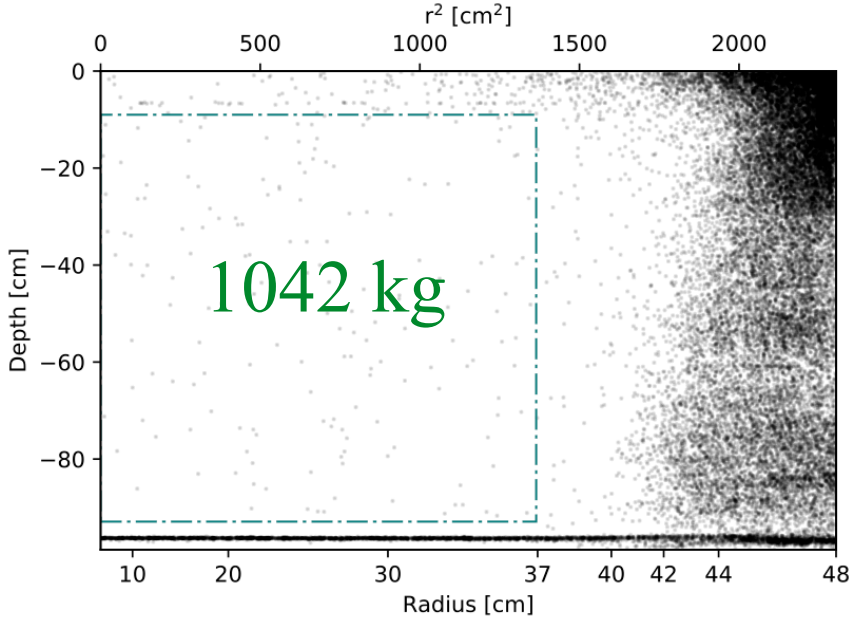

Cut	Events remaining
All Events (cS1 < 200 PE)	128144
Data Quality and Selection	48955
Fiducial Volume	180
S1 Range (3 < cS1 < 70 PE)	63

Efficiencies

- Detection efficiency dominated by 3-fold coincidence requirement
  - Estimated via novel waveform simulation including systematic uncertainties
- Selection efficiencies estimated from control samples or simulation
- Search region defined within 3-70 PE in cS1

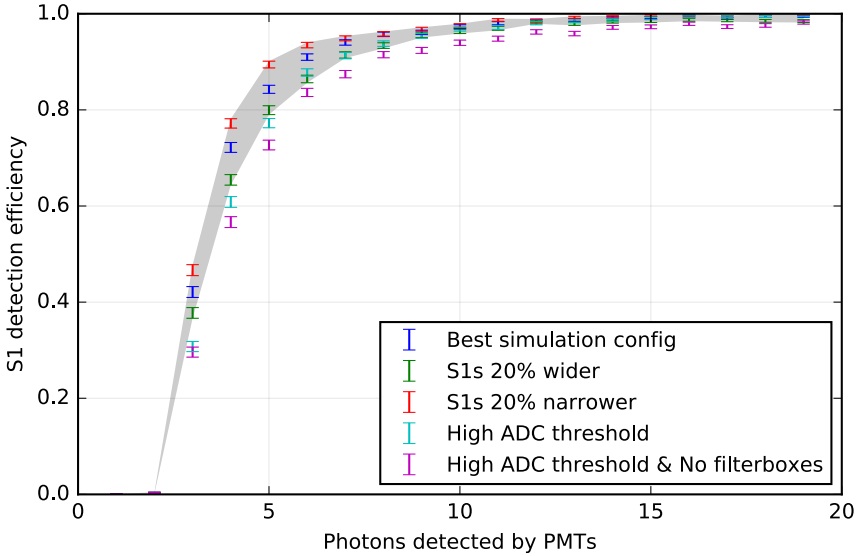

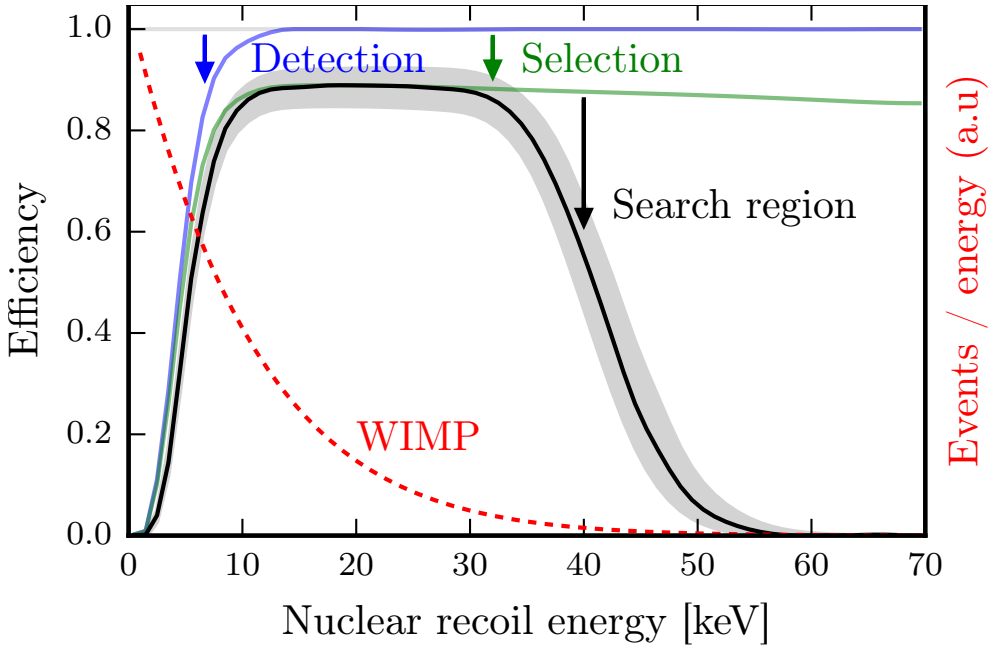

Dark Matter Search

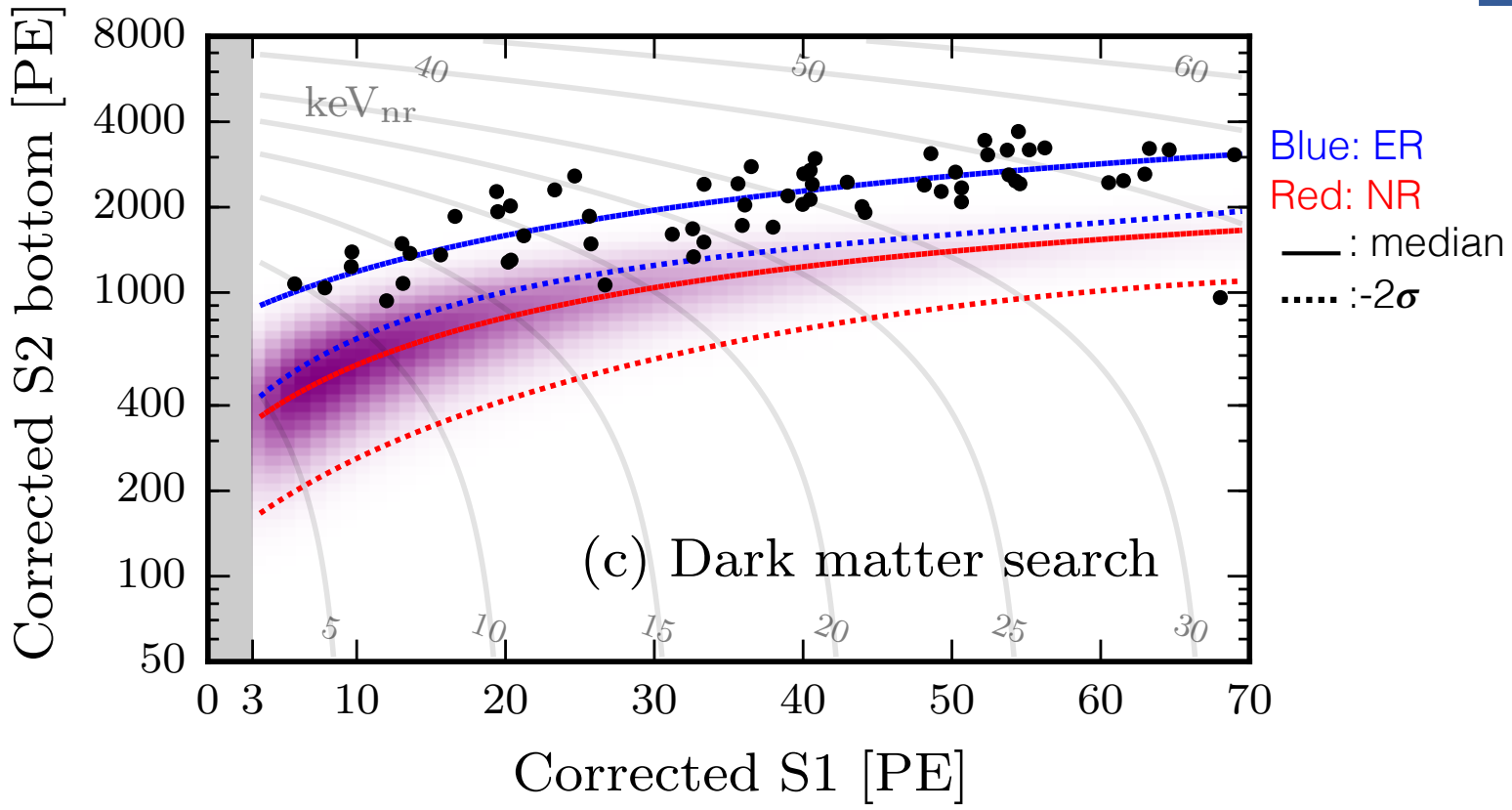

- Extended unbinned profile likelihood analysis
- Most significant ER & NR shape parameters included from cal. fits
- Normalization uncertainties for all components
- Safeguard to protect against spurious mis-modelling of background

XENON1T Results

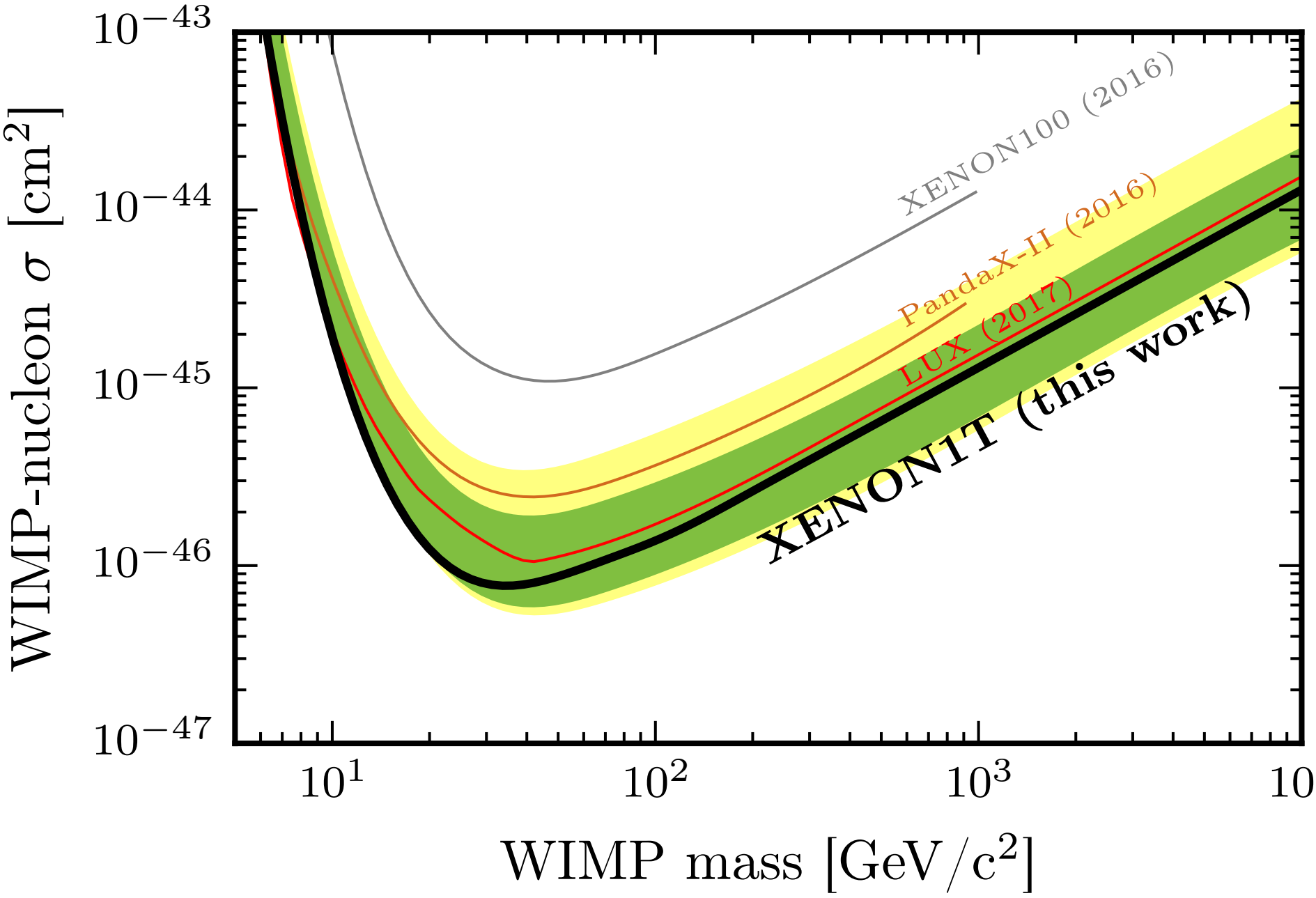

XENON1T Summary

- Lowest background ever achieved in a DM experiment
- First result paper submitted to PRL. arXiv:1705.06655
- World's best sensitivity and more data is on the way

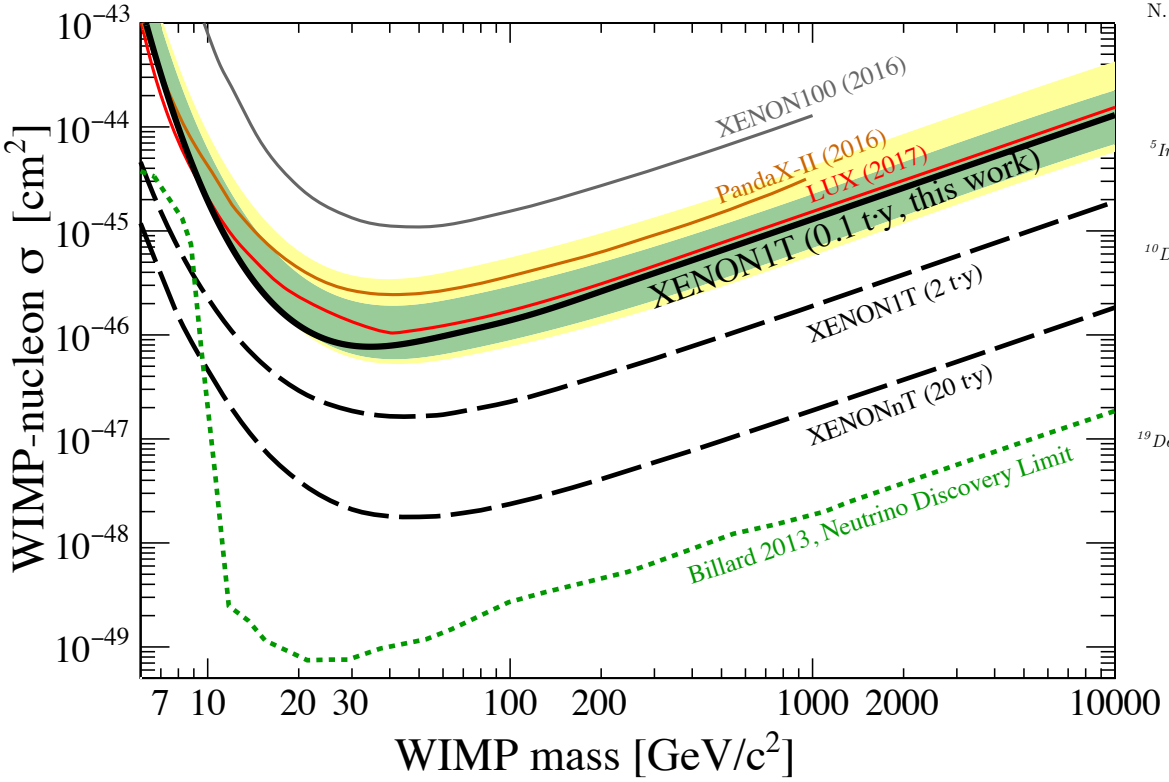

First Dark Matter Search Results from the XENON1T Experiment

E. Aprile,[1] J. Aalbers,[2,*] F. Agostini,[3,4] M. Alfonsi,[5] F. D. Amaro,[6] M. Anthony,[1] F. Arneodo,[7] P. Barrow,[8] L. Baudis,[8] B. Bauermeister,[9] M. L. Benabderrahmane,[7] T. Berger,[10] P. A. Breur,[2] A. Brown,[2] A. Brown,[8] E. Brown,[10] S. Bruenner,[11] G. Bruno,[3] R. Budnik,[12] L. Bütikofer,[13,†] J. Calvén,[9] J. M. R. Cardoso,[6] M. Cervantes,[14] D. Cichon,[11] D. Coderre,[13] A. P. Colijn,[2] J. Conrad,[9,‡] J. P. Cussonneau,[15] M. P. Decowski,[2] P. de Perio,[1] P. Di Gangi,[4] A. Di Giovanni,[7] S. Diglio,[15] G. Eurin,[11] J. Fei,[16] A. D. Ferella,[9] A. Fieguth,[17] W. Fulgione,[3,18] A. Gallo Rosso,[3] M. Galloway,[8] F. Gao,[1] M. Garbini,[4] R. Gardner,[19] C. Geis,[5] L. W. Goetzke,[1] L. Grandi,[19] Z. Greene,[1] C. Grignon,[5] C. Hasterok,[11] E. Hogenbirk,[2] J. Howlett,[1] R. Itay,[12] B. Kaminsky,[13,†] S. Kazama,[8] G. Kessler,[8] A. Kish,[8] H. Landsman,[12] R. F. Lang,[14] D. Lellouch,[12] L. Levinson,[12] Q. Lin,[1] S. Lindemann,[11,13] M. Lindner,[11] F. Lombardi,[16] J. A. M. Lopes,[6,§] A. Manfredini,[12] I. Mariş,[7] T. Marrodán Undagoitia,[11] J. Masbou,[15] F. V. Massoli,[4] D. Masson,[14] D. Mayani,[8] M. Messina,[1] K. Micheneau,[15] A. Molinario,[3] K. Morå,[9] M. Murra,[17] J. Naganoma,[20] K. Ni,[16] U. Oberlack,[5] P. Pakarha,[8] B. Pelssers,[9] R. Persiani,[15] F. Piastra,[8] J. Pienaar,[14] V. Pizzella,[11] M.-C. Piro,[10] G. Plante,[1,¶] N. Priel,[12] L. Rauch,[11] S. Reichard,[8,14] C. Reuter,[14] B. Riedel,[19] A. Rizzo,[1] S. Rosendahl,[17] N. Rupp,[11] R. Saldanha,[19] J. M. F. dos Santos,[6] G. Sartorelli,[4] M. Scheibelhut,[5] S. Schindler,[5] J. Schreiner,[11] M. Schumann,[13] L. Scotto Lavina,[21] M. Selvi,[4] P. Shagin,[20] E. Shockley,[19] M. Silva,[6] H. Simgen,[11] M. v. Sivers,[13,†] A. Stein,[22] S. Thapa,[19] D. Thers,[15] A. Tiseni,[2] G. Trinchero,[18] C. Tunnell,[19,**] M. Vargas,[17] N. Upole,[19] H. Wang,[22] Z. Wang,[3] Y. Wei,[8] C. Weinheimer,[17] J. Wulf,[8] J. Ye,[16] Y. Zhang,[1] and T. Zhu[1]

(XENON Collaboration),[††]

[1]*Physics Department, Columbia University, New York, NY 10027, USA*
[2]*Nikhef and the University of Amsterdam, Science Park, 1098XG Amsterdam, Netherlands*
[3]*INFN-Laboratori Nazionali del Gran Sasso and Gran Sasso Science Institute, 67100 L'Aquila, Italy*
[4]*Department of Physics and Astrophysics, University of Bologna and INFN-Bologna, 40126 Bologna, Italy*
[5]*Institut für Physik & Exzellenzcluster PRISMA, Johannes Gutenberg-Universität Mainz, 55099 Mainz, Germany*
[6]*LIBPhys, Department of Physics, University of Coimbra, 3004-516 Coimbra, Portugal*
[7]*New York University Abu Dhabi, Abu Dhabi, United Arab Emirates*
[8]*Physik-Institut, University of Zurich, 8057 Zurich, Switzerland*
[9]*Oskar Klein Centre, Department of Physics, Stockholm University, AlbaNova, Stockholm SE-10691, Sweden*
[10]*Department of Physics, Applied Physics and Astronomy, Rensselaer Polytechnic Institute, Troy, NY 12180, USA*
[11]*Max-Planck-Institut für Kernphysik, 69117 Heidelberg, Germany*
[12]*Department of Particle Physics and Astrophysics, Weizmann Institute of Science, Rehovot 7610001, Israel*
[13]*Physikalisches Institut, Universität Freiburg, 79104 Freiburg, Germany*
[14]*Department of Physics and Astronomy, Purdue University, West Lafayette, IN 47907, USA*
[15]*SUBATECH, IMT Atlantique, CNRS/IN2P3, Université de Nantes, Nantes 44307, France*
[16]*Department of Physics, University of California, San Diego, CA 92093, USA*
[17]*Institut für Kernphysik, Westfälische Wilhelms-Universität Münster, 48149 Münster, Germany*
[18]*INFN-Torino and Osservatorio Astrofisico di Torino, 10125 Torino, Italy*
[19]*Department of Physics & Kavli Institute for Cosmological Physics, University of Chicago, Chicago, IL 60637, USA*
[20]*Department of Physics and Astronomy, Rice University, Houston, TX 77005, USA*
[21]*LPNHE, Université Pierre et Marie Curie, Université Paris Diderot, CNRS/IN2P3, Paris 75252, France*
[22]*Physics & Astronomy Department, University of California, Los Angeles, CA 90095, USA*

(Dated: May 17, 2017)

We report the first dark matter search results from XENON1T, a ∼2000-kg-target-mass dual-phase (liquid-gas) xenon time projection chamber in operation at the Laboratori Nazionali del Gran Sasso in Italy and the first ton-scale detector of this kind. The blinded search used 34.2 live days of data acquired between November 2016 and January 2017. Inside the (1042±12) kg fiducial mass and in the [5, 40] keV_{nr} energy range of interest for WIMP dark matter searches, the electronic recoil background was $(1.93 \pm 0.25) \times 10^{-4}$ events/(kg × day × keV_{ee}), the lowest ever achieved in a dark matter detector. A profile likelihood analysis shows that the data is consistent with the background-only hypothesis. We derive the most stringent exclusion limits on the spin-independent WIMP-nucleon interaction cross section for WIMP masses above 10 GeV/c^2, with a minimum of 7.7 $\times 10^{-47}$ cm^2 for 35-GeV/c^2 WIMPs at 90% confidence level.

XENON1T Summary

- Lowest background ever achieved in a DM experiment
- First result paper submitted to PRL. arXiv:1705.06655
- World's best sensitivity and more data is on the way

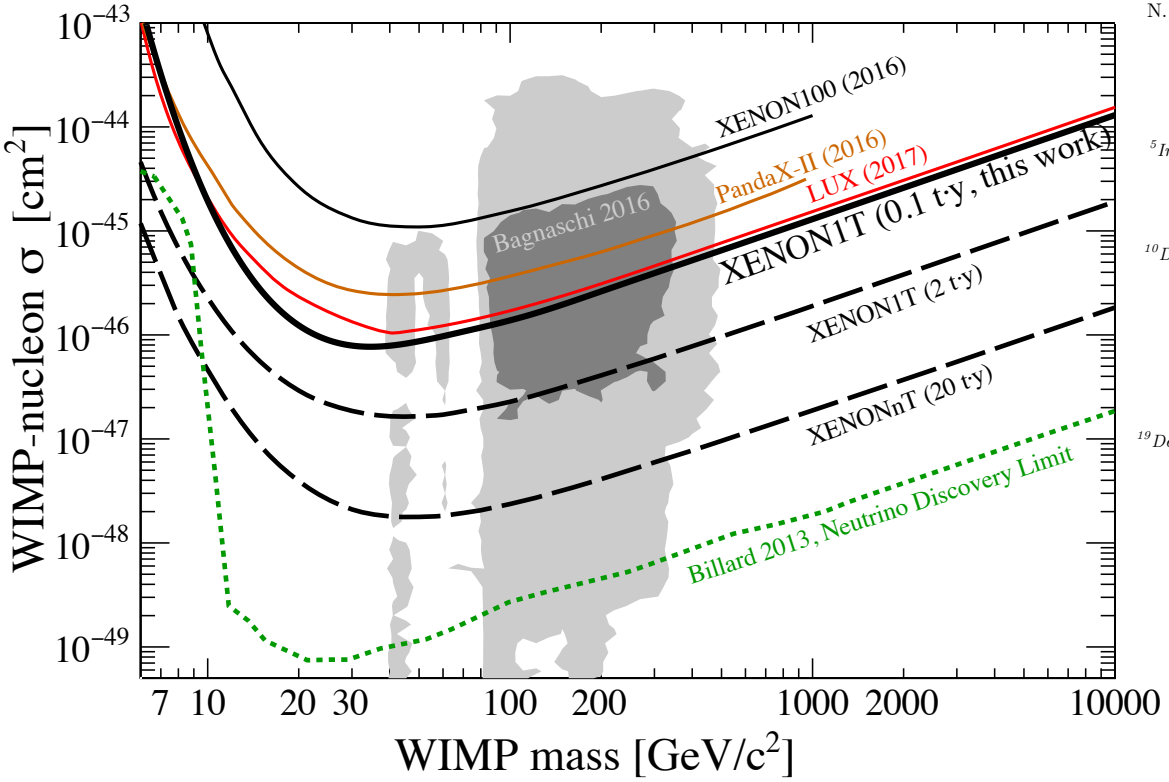

First Dark Matter Search Results from the XENON1T Experiment

E. Aprile,[1] J. Aalbers,[2,*] F. Agostini,[3,4] M. Alfonsi,[5] F. D. Amaro,[6] M. Anthony,[1] F. Arneodo,[7] P. Barrow,[8] L. Baudis,[8] B. Bauermeister,[9] M. L. Benabderrahmane,[7] T. Berger,[10] P. A. Breur,[2] A. Brown,[2] A. Brown,[8] E. Brown,[10] S. Bruenner,[11] G. Bruno,[3] R. Budnik,[12] L. Bütikofer,[13,†] J. Calvén,[9] J. M. R. Cardoso,[6] M. Cervantes,[14] D. Cichon,[11] D. Coderre,[13] A. P. Colijn,[2] J. Conrad,[9,‡] J. P. Cussonneau,[15] M. P. Decowski,[2] P. de Perio,[1] P. Di Gangi,[4] A. Di Giovanni,[7] S. Diglio,[15] G. Eurin,[11] J. Fei,[16] A. D. Ferella,[9] A. Fieguth,[17] W. Fulgione,[3,18] A. Gallo Rosso,[3] M. Galloway,[8] F. Gao,[1] M. Garbini,[4] R. Gardner,[19] C. Geis,[5] L. W. Goetzke,[1] L. Grandi,[19] Z. Greene,[1] C. Grignon,[5] C. Hasterok,[11] E. Hogenbirk,[2] J. Howlett,[1] R. Itay,[12] B. Kaminsky,[13,†] S. Kazama,[8] G. Kessler,[8] A. Kish,[8] H. Landsman,[12] R. F. Lang,[14] D. Lellouch,[12] L. Levinson,[12] Q. Lin,[1] S. Lindemann,[11,13] M. Lindner,[11] F. Lombardi,[16] J. A. M. Lopes,[6,§] A. Manfredini,[12] I. Mariş,[7] T. Marrodán Undagoitia,[11] J. Masbou,[15] F. V. Massoli,[4] D. Masson,[14] D. Mayani,[8] M. Messina,[1] K. Micheneau,[15] A. Molinario,[3] K. Morå,[9] M. Murra,[17] J. Naganoma,[20] K. Ni,[16] U. Oberlack,[5] P. Pakarha,[8] B. Pelssers,[9] R. Persiani,[15] F. Piastra,[8] J. Pienaar,[14] V. Pizzella,[11] M.-C. Piro,[10] G. Plante,[1,¶] N. Priel,[12] L. Rauch,[11] S. Reichard,[8,14] C. Reuter,[14] B. Riedel,[19] A. Rizzo,[1] S. Rosendahl,[17] N. Rupp,[11] R. Saldanha,[19] J. M. F. dos Santos,[6] G. Sartorelli,[4] M. Scheibelhut,[5] S. Schindler,[5] J. Schreiner,[11] M. Schumann,[13] L. Scotto Lavina,[21] M. Selvi,[4] P. Shagin,[20] E. Shockley,[19] M. Silva,[6] H. Simgen,[11] M. v. Sivers,[13,†] A. Stein,[22] S. Thapa,[19] D. Thers,[15] A. Tiseni,[2] G. Trinchero,[18] C. Tunnell,[19,**] M. Vargas,[17] N. Upole,[19] H. Wang,[22] Z. Wang,[3] Y. Wei,[8] C. Weinheimer,[17] J. Wulf,[8] J. Ye,[16] Y. Zhang,[1] and T. Zhu[1]

(XENON Collaboration),[††]

[1]*Physics Department, Columbia University, New York, NY 10027, USA*
[2]*Nikhef and the University of Amsterdam, Science Park, 1098XG Amsterdam, Netherlands*
[3]*INFN-Laboratori Nazionali del Gran Sasso and Gran Sasso Science Institute, 67100 L'Aquila, Italy*
[4]*Department of Physics and Astrophysics, University of Bologna and INFN-Bologna, 40126 Bologna, Italy*
[5]*Institut für Physik & Exzellenzcluster PRISMA, Johannes Gutenberg-Universität Mainz, 55099 Mainz, Germany*
[6]*LIBPhys, Department of Physics, University of Coimbra, 3004-516 Coimbra, Portugal*
[7]*New York University Abu Dhabi, Abu Dhabi, United Arab Emirates*
[8]*Physik-Institut, University of Zurich, 8057 Zurich, Switzerland*
[9]*Oskar Klein Centre, Department of Physics, Stockholm University, AlbaNova, Stockholm SE-10691, Sweden*
[10]*Department of Physics, Applied Physics and Astronomy, Rensselaer Polytechnic Institute, Troy, NY 12180, USA*
[11]*Max-Planck-Institut für Kernphysik, 69117 Heidelberg, Germany*
[12]*Department of Particle Physics and Astrophysics, Weizmann Institute of Science, Rehovot 7610001, Israel*
[13]*Physikalisches Institut, Universität Freiburg, 79104 Freiburg, Germany*
[14]*Department of Physics and Astronomy, Purdue University, West Lafayette, IN 47907, USA*
[15]*SUBATECH, IMT Atlantique, CNRS/IN2P3, Université de Nantes, Nantes 44307, France*
[16]*Department of Physics, University of California, San Diego, CA 92093, USA*
[17]*Institut für Kernphysik, Westfälische Wilhelms-Universität Münster, 48149 Münster, Germany*
[18]*INFN-Torino and Osservatorio Astrofisico di Torino, 10125 Torino, Italy*
[19]*Department of Physics & Kavli Institute for Cosmological Physics, University of Chicago, Chicago, IL 60637, USA*
[20]*Department of Physics and Astronomy, Rice University, Houston, TX 77005, USA*
[21]*LPNHE, Université Pierre et Marie Curie, Université Paris Diderot, CNRS/IN2P3, Paris 75252, France*
[22]*Physics & Astronomy Department, University of California, Los Angeles, CA 90095, USA*

(Dated: May 17, 2017)

We report the first dark matter search results from XENON1T, a ∼2000-kg-target-mass dual-phase (liquid-gas) xenon time projection chamber in operation at the Laboratori Nazionali del Gran Sasso in Italy and the first ton-scale detector of this kind. The blinded search used 34.2 live days of data acquired between November 2016 and January 2017. Inside the (1042±12) kg fiducial mass and in the [5, 40] keV_{nr} energy range of interest for WIMP dark matter searches, the electronic recoil background was $(1.93 \pm 0.25) \times 10^{-4}$ events/(kg × day × keV_{ee}), the lowest ever achieved in a dark matter detector. A profile likelihood analysis shows that the data is consistent with the background-only hypothesis. We derive the most stringent exclusion limits on the spin-independent WIMP-nucleon interaction cross section for WIMP masses above 10 GeV/c^2, with a minimum of 7.7×10^{-47} cm^2 for 35-GeV/c^2 WIMPs at 90% confidence level.

From XENON1T to XENONnT

XENONnT is a rapid upgrade of the XENON1T detector:

- New inner cryostat vessel inside the same outer vessel;
- Total LXe mass will be ~8 t, with 6 t active (x3 wrt XENON1T);
- New TPC structure with increased diameter and height (x1.4), additional PMTs (and electronics): 248 -> 476;
- All other systems can handle a larger detector with a target mass of up to 10 t: Cryogenics, Purification, Recovery, Support structure, DAQ, Slow Control, Muon veto. Their established performance will enable the operation of XENONnT on a fast timescale.
- New modular neutron veto around the detector.

- Current schedule: start XENONnT construction in early 2019

From XENON1T to XENONnT

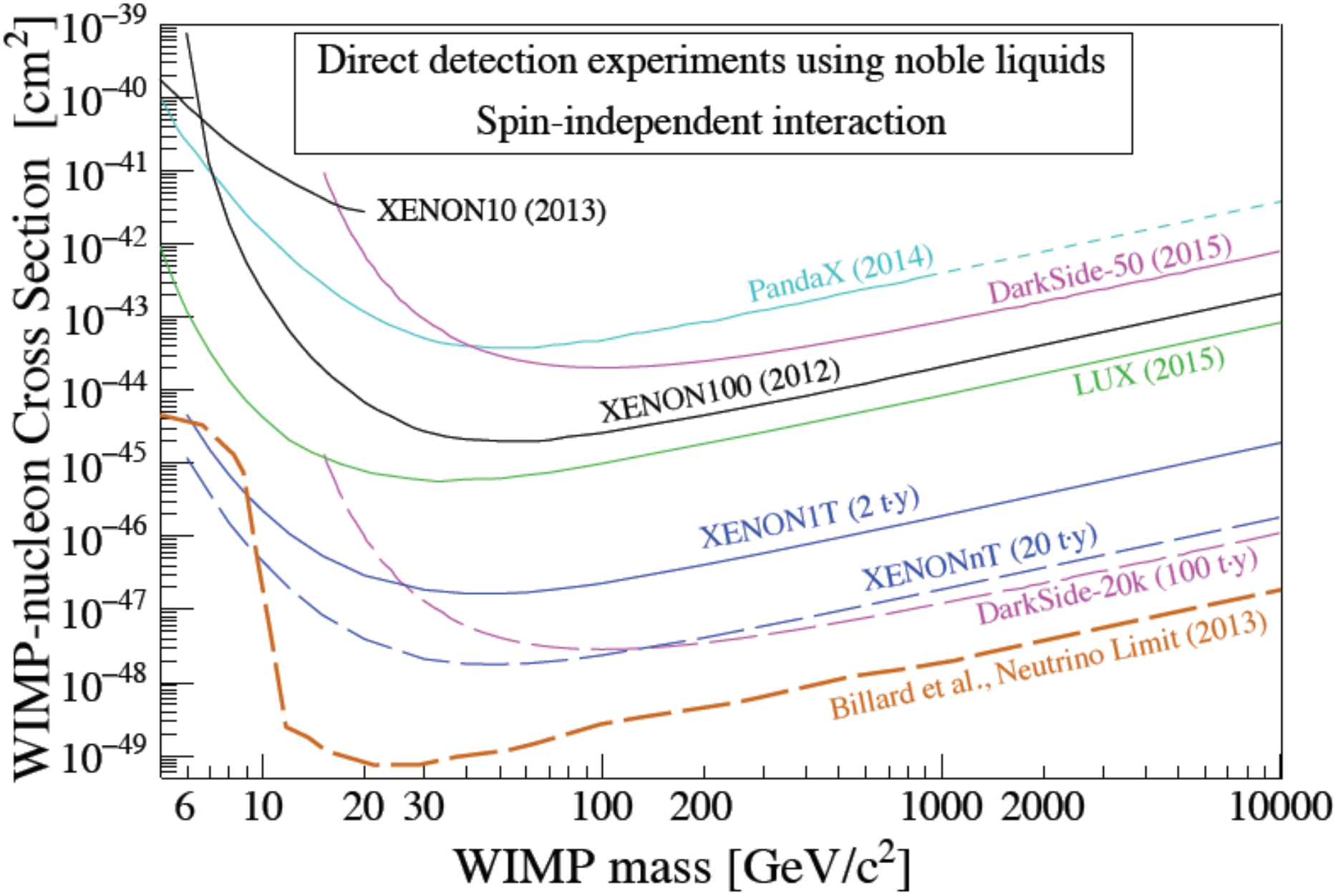

XENONnT: reducing Rn

Goal: get an order of magnitude in sensitivity, in 20 t*y

Key improvements:

- Decrease Rn by a factor 10.

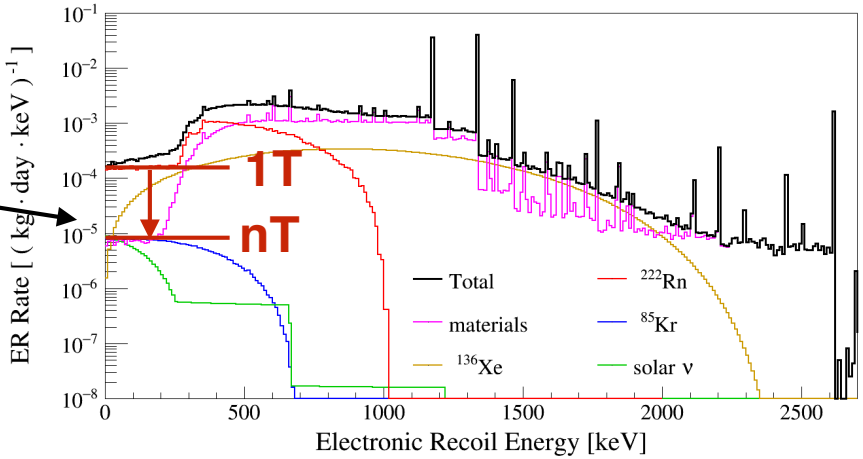

Various handles:

- cleaner TPC materials, pump, purification;
- improve ER/NR discrimination;
- monitor the convection inside the TPC;
- Rn removal via distillation;
- need high speed pumps, with low Rn emanation

- Involvement of INFN groups

1. Demonstration of online ^{222}Rn-removal by cryogenic distillation



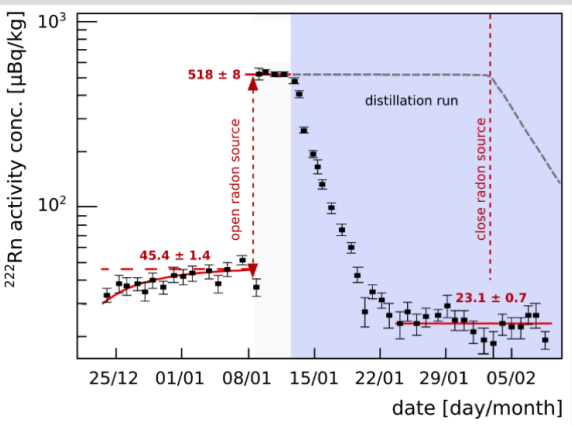

- Integration of XENON1T distillation column into XENON100 system
- ^{222}Rn activity inside XENON100 monitored by α-tagging
- ^{222}Rn concentration artificially increased
- measured **reduction factor of >27** (@ 95% CL)

Eur. Phys. J. C (2017) **77**: 358

9

XENONnT: tagging neutrons

Goal: get an order of magnitude in sensitivity, in 20 t*y

Key improvements:

- Decrease the radiogenic neutron background (~ 1 ev/y in the 4t FV)
- Gd-doped Liquid scintillator, in acrylic vessels around the cryostat
- Light detected by 120 additional PMTs in water
- Energy threshold ~200 keV (above ^{14}C spectrum), equivalent to ~20 detected PE in the simulated setup
- Neutron background reduced by a factor 4-5
- ~1 event in the full 20 t*y exposure

- Involvement of INFN groups

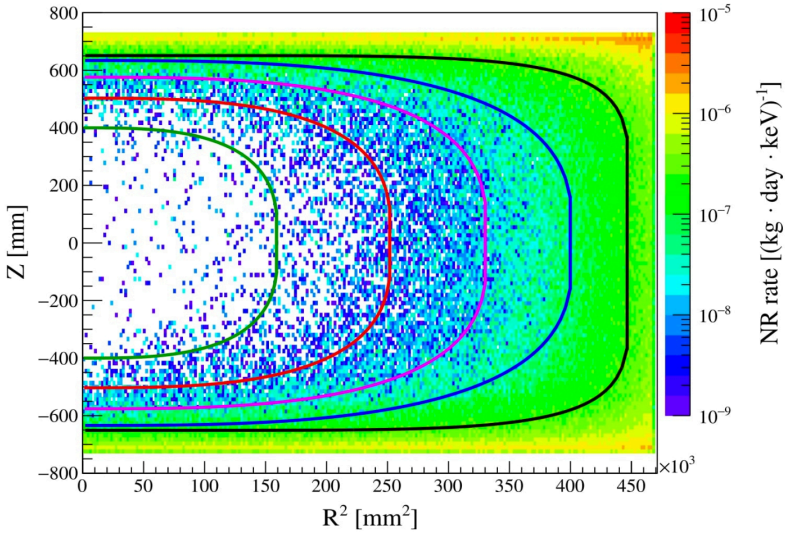

Spatial distribution of NR background events

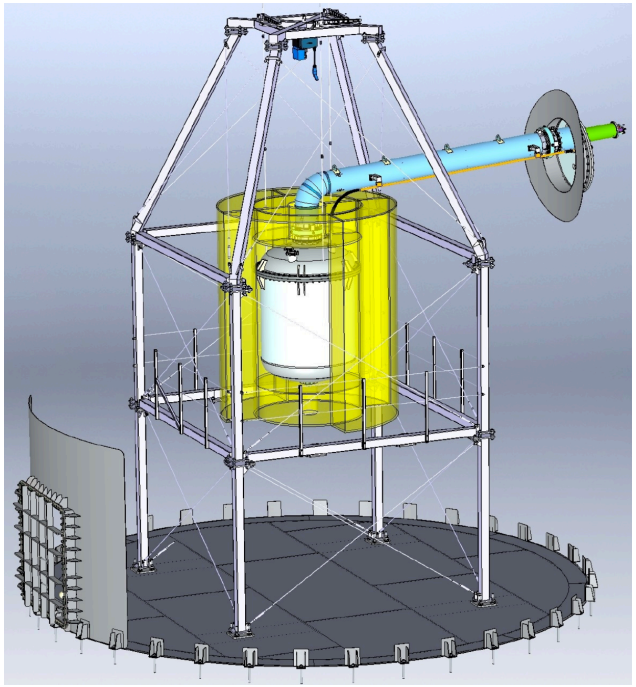

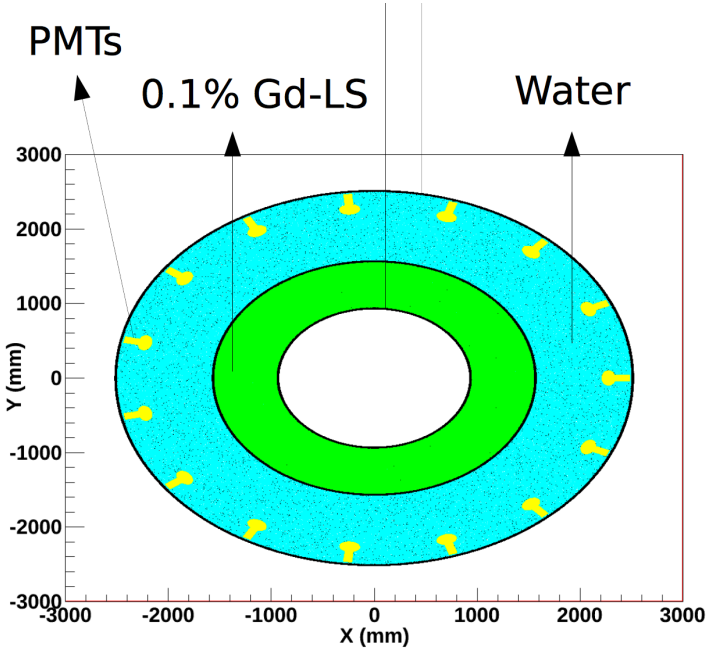

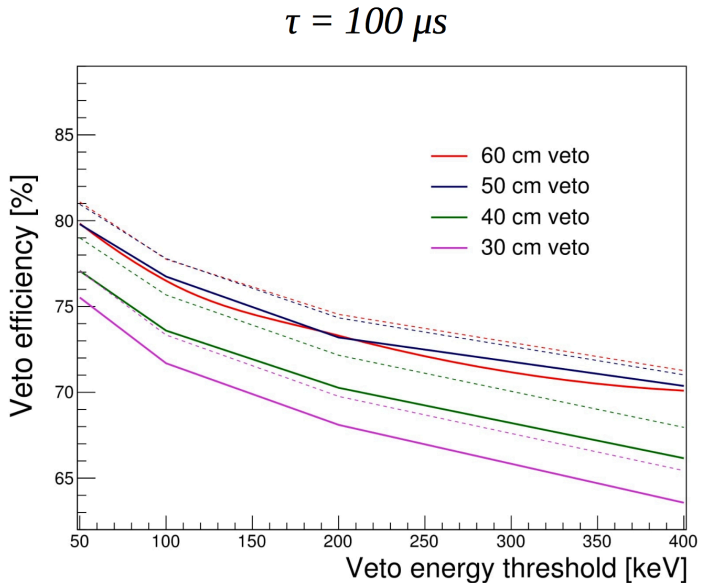

XENONnT: INFN involvement

- Gas Xenon (~500 kg);
- Neutron veto: ~60 8” PMTs, design & mechanics, electronics & DAQ;
- Gas purifications: new pumps -> Rn removal;
- Computing;
- Monte Carlo simulation for the material selection.

Proposal due to INFN July 2017. Procurements in 2018.
Construction & Commissioning in 2019.
Science run 2020-2024.

Conclusions

- **XENON1T** first results demonstrate that the detector is performing very well.
- The measured ER background is the lowest ever achieved in a DM detector: (1.93 +/- 0.25) 10^{-4} events / (kg day keV)
- With only 34.2 days of exposure, we have already obtained the best exclusion limit in the world: 7.7 10^{-47} cm^2 @ 35 GeV/c^2 WIMP.
  XENON1T (**and so LNGS and INFN**) are again in the frontline of the DM search race.
- Additional >70 days of data have already been acquired, and are currently under analysis.
- The foreseen sensitivity of **XENON1T**, in 2 t x y, is 1.6 10^{-47} cm^2.
- Planning a fast upgrade to **XENONnT**, for another order of magnitude in sensitivity.
- Open to interested new collaborators. -> selvi@bo.infn.it

Thanks !


Xe
XENON
Matter Project
NYU ABU DHABI
Stockholm University
UC San Diego
PURDUE
Rensselaer
CAEN