

# Fenomenologia del Modello Standard

**Massimiliano Grazzini\***

**University of Zurich**

**IFAE, april 2011, Perugia**


\*On leave of absence from INFN, Sezione di Firenze

# Outline

- Prologue
- EW precision tests
- SM at hadron colliders
  - PDFs
  - Partonic cross section
- Benchmark processes and jets
- $\alpha_s$  & Higgs searches
- Summary

# Prologue

After many years of preparation, the LHC has now started its operations and it is successfully colliding proton beams at 7 TeV in the centre-of-mass



The LHC is expected to shed light on the fundamental questions of high energy physics like the origin of mass, the existence of SUSY and the nature of dark matter but....

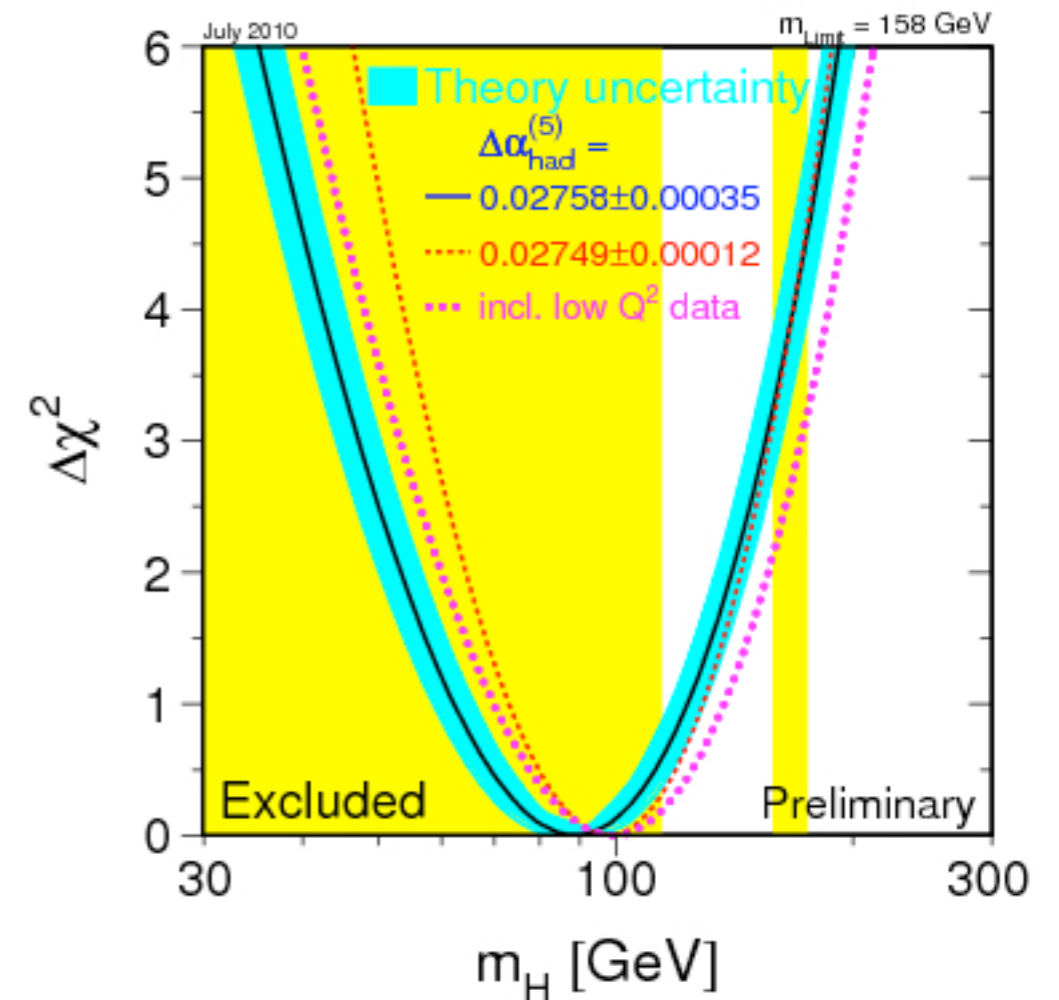
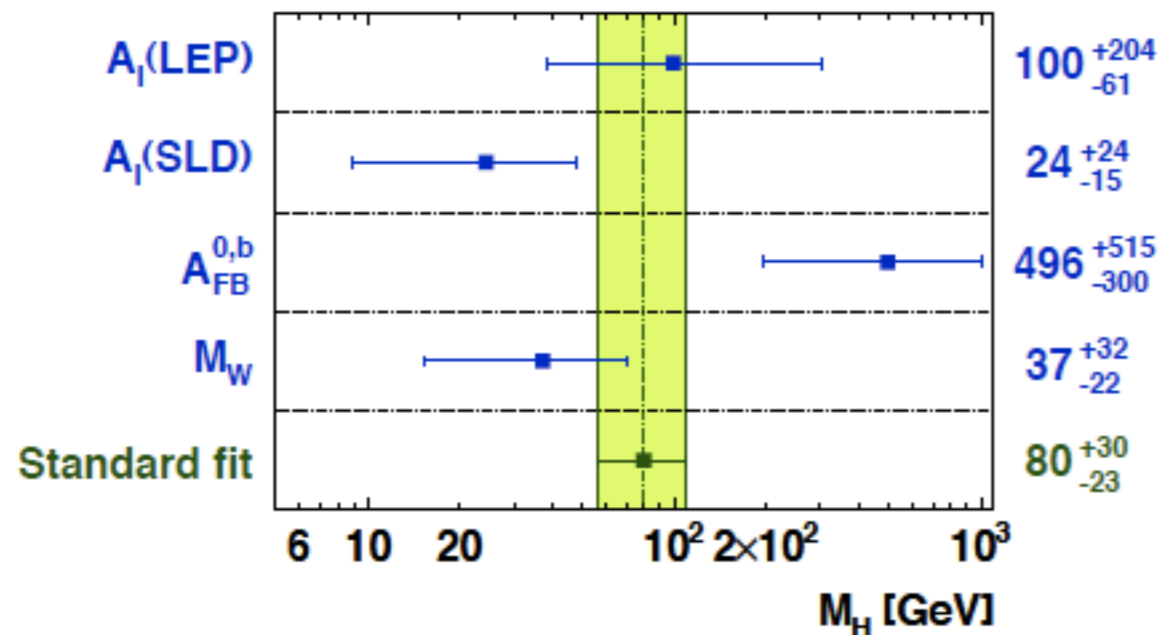
**.....for the moment it is rediscovering the Standard Model!**

# Status of EW tests

EW precision tests and measurement of  $W$  and top mass form a very stringent set of constraints

Globally the SM performs rather well

Well known tension from asymmetries



Determination of the Higgs mass excluding all the sensitive observables from the standard fit except one (GFitter)

Improvement from more precise measurements of  $m_W$  and  $m_{\text{top}}$  ( $\Delta m_W \sim 0.007 \Delta m_{\text{top}}$  to have same impact in the fit) and from better  $\Delta\alpha_{\text{had}}$

# $g^{-2}$

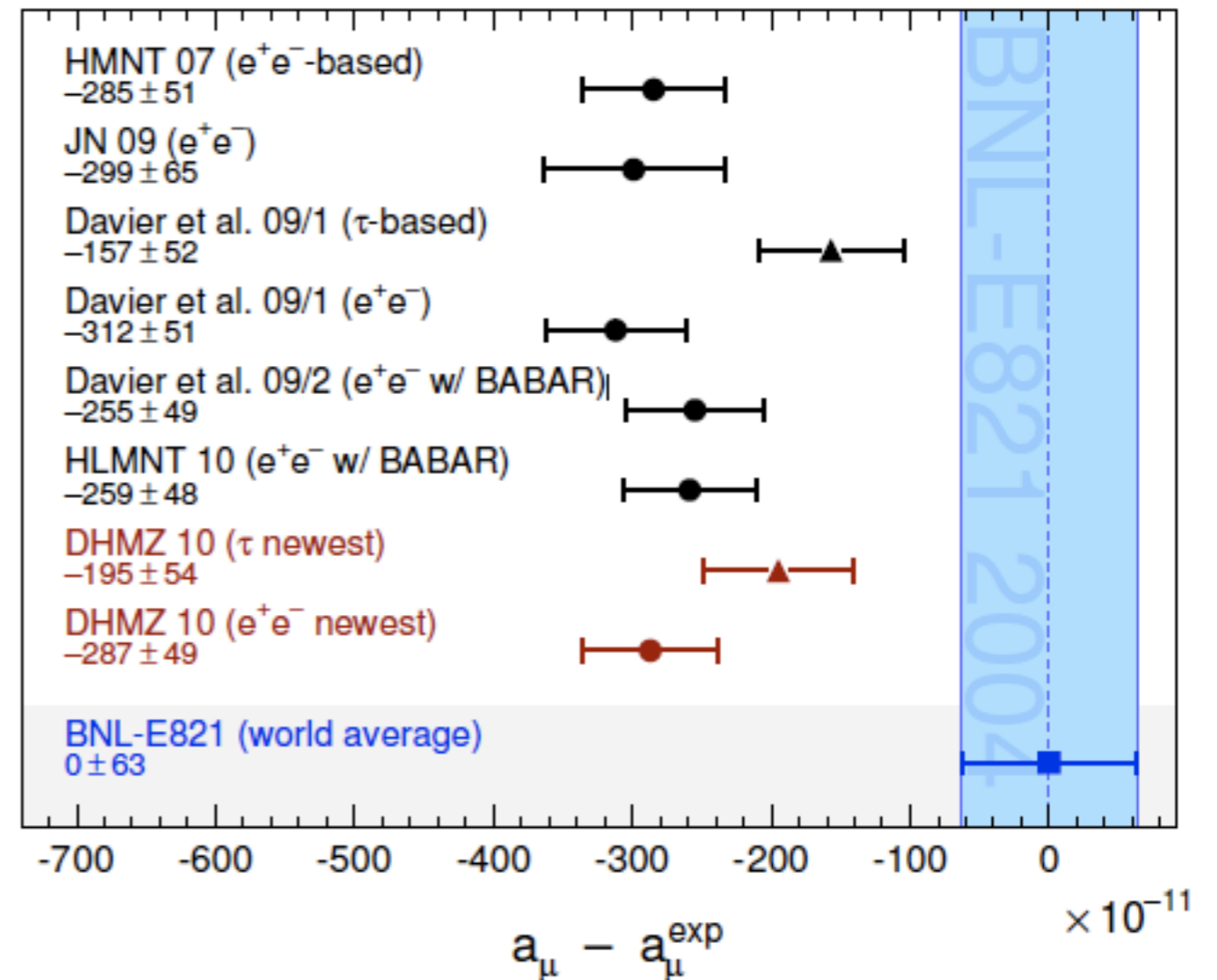
Most recent SM prediction based on  $e^+ e^-$  data differs by  $3.6 \sigma$  from exp. result

If  $\tau$  data are used the discrepancy is  $2.4 \sigma$

E821 achieved a precision of  $0.54$  ppm

SM prediction has comparable accuracy

Good news: new Fermilab E989 experiment approved

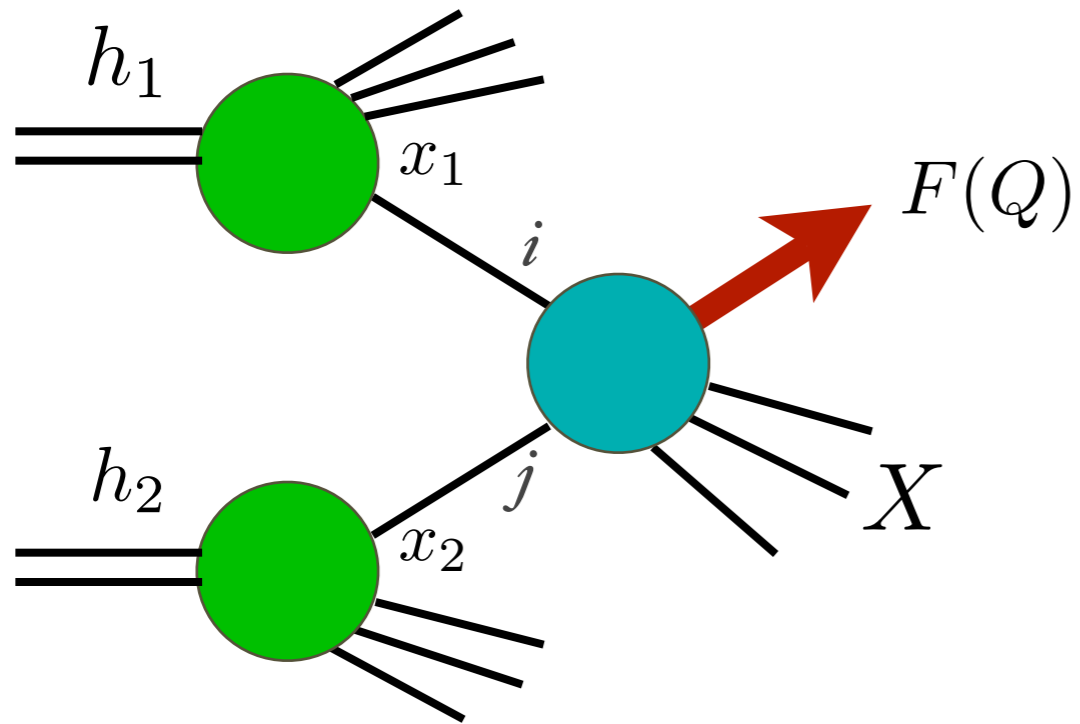


M.Davier et al. (2010)

➔ **Should be able to improve the exp. precision to  $0.14$  ppm !**

Will theory be able to achieve a similar improvement ?

# Hadron colliders



High- $p_T$  interactions are characterized by the presence of a hard scale  $Q$

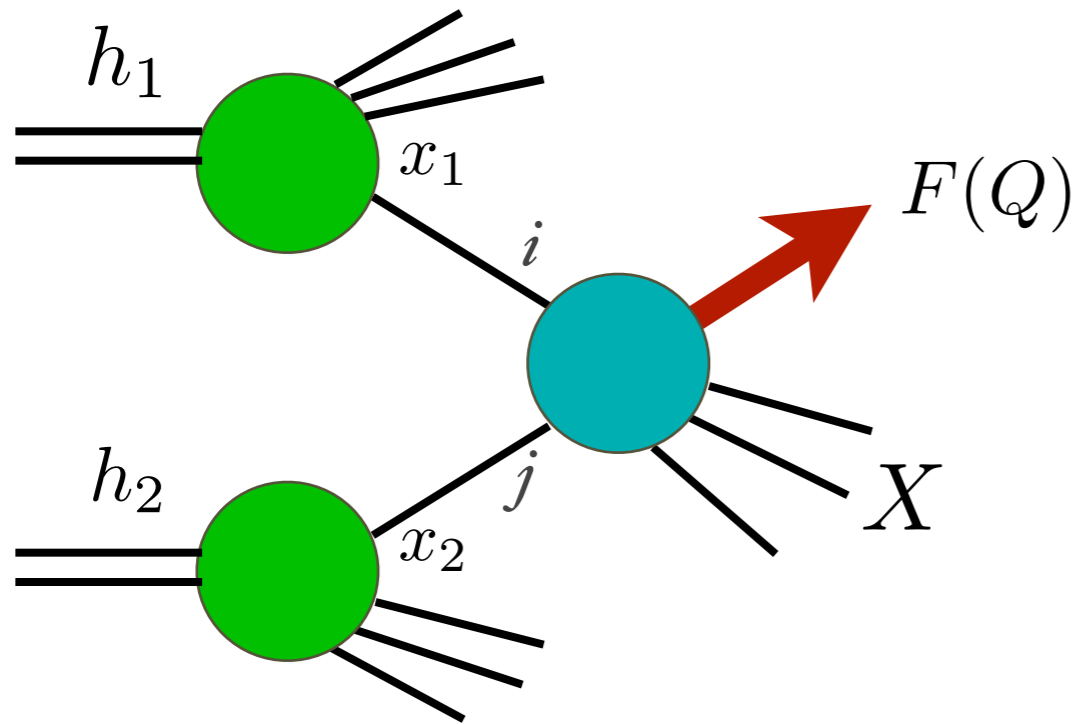


They can be controlled through the factorization theorem

The corresponding cross section can be written as

$$\sigma(P_1, P_2) = \sum_{i,j} \int dx_1 dx_2 f_{i/h_1}(x_1, \mu_F^2) f_{j/h_2}(x_2, \mu_F^2) \hat{\sigma}_{ij}(p_1, p_2, \alpha_S(\mu_R), Q^2; \mu_F^2, \mu_R^2)$$

# Hadron colliders



High- $p_T$  interactions are characterized by the presence of a hard scale  $Q$



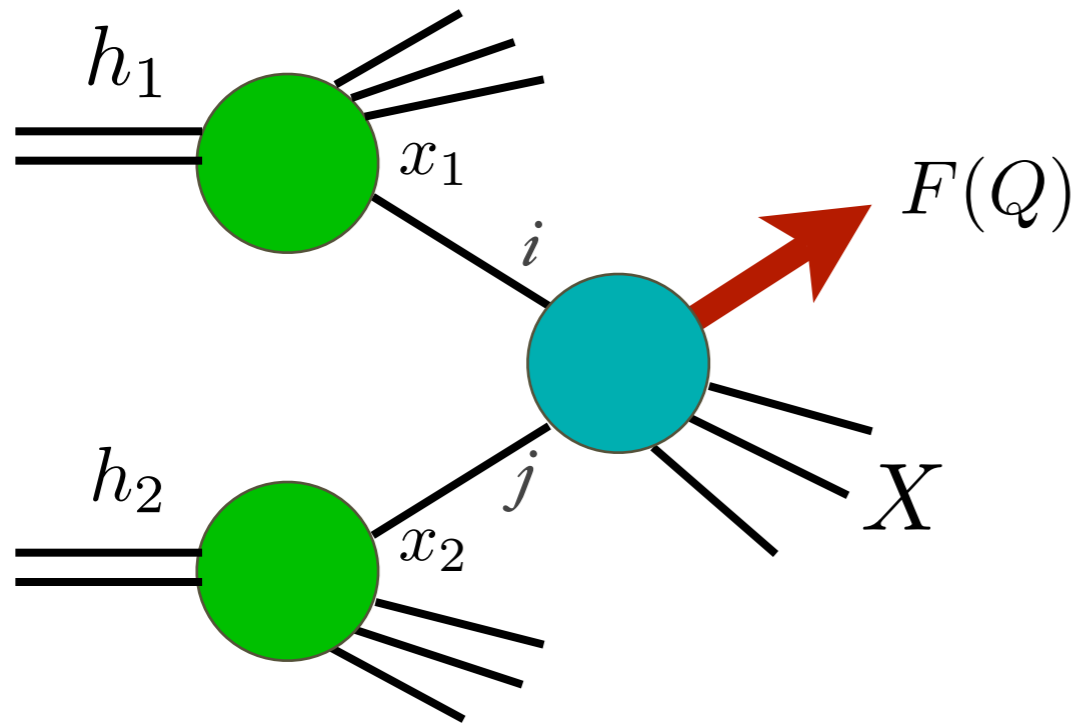
They can be controlled through the factorization theorem

The corresponding cross section can be written as

$$\sigma(P_1, P_2) = \sum_{i,j} \int dx_1 dx_2 f_{i/h_1}(x_1, \mu_F^2) f_{j/h_2}(x_2, \mu_F^2) \hat{\sigma}_{ij}(p_1, p_2, \alpha_S(\mu_R), Q^2; \mu_F^2, \mu_R^2)$$

Parton distribution functions (PDFs)

# Hadron colliders



High- $p_T$  interactions are characterized by the presence of a hard scale  $Q$



They can be controlled through the factorization theorem

The corresponding cross section can be written as

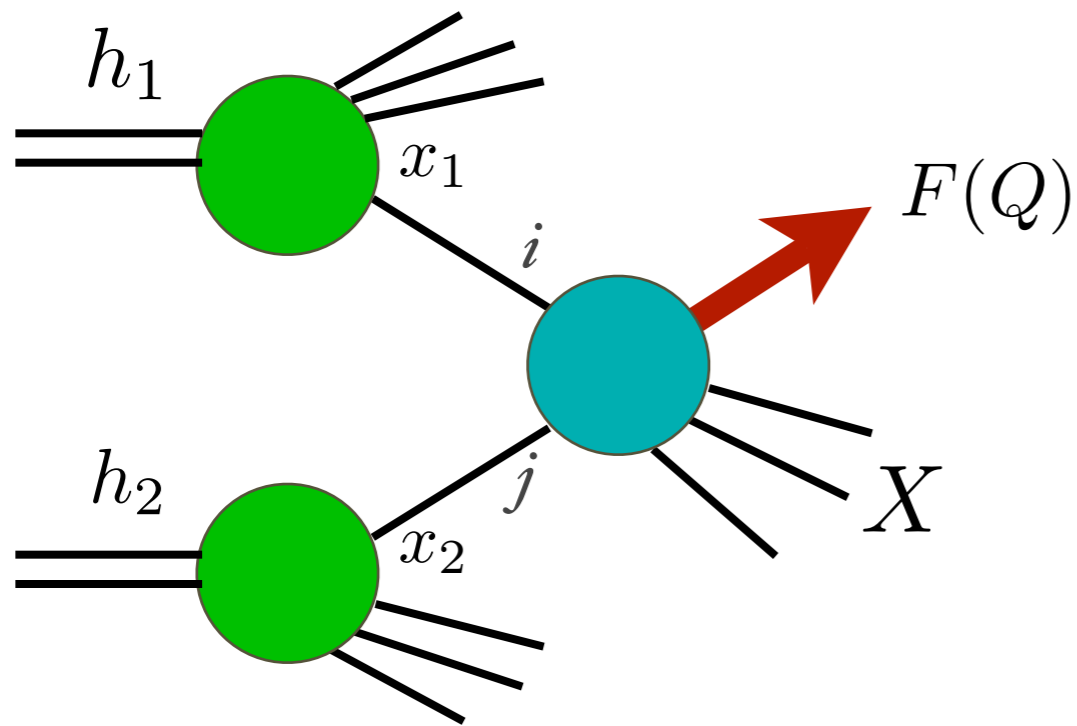
$$\sigma(P_1, P_2) = \sum_{i,j} \int dx_1 dx_2 f_{i/h_1}(x_1, \mu_F^2) f_{j/h_2}(x_2, \mu_F^2) \hat{\sigma}_{ij}(p_1, p_2, \alpha_S(\mu_R), Q^2; \mu_F^2, \mu_R^2)$$

Parton distribution functions (PDFs)

Partonic cross section



# Hadron colliders



High- $p_T$  interactions are characterized by the presence of a hard scale  $Q$



They can be controlled through the factorization theorem

The corresponding cross section can be written as

$$\sigma(P_1, P_2) = \sum_{i,j} \int dx_1 dx_2 f_{i/h_1}(x_1, \mu_F^2) f_{j/h_2}(x_2, \mu_F^2) \hat{\sigma}_{ij}(p_1, p_2, \alpha_S(\mu_R), Q^2; \mu_F^2, \mu_R^2)$$

Parton distribution functions (PDFs)
Partonic cross section

renormalization scale

Predictions for hadronic cross section depend on knowledge of both  $\hat{\sigma}_{ij}$  and  $f_{i,h}(x, \mu_F^2)$

factorization scale

# PDFs

Determined by global fits to different data sets

## Standard procedure:

- Parametrize at input scale  $Q_0 = 1 - 4 \text{ GeV}$

$$xf(x, Q_0^2) = Ax^\alpha(1-x)^\beta(1 + \epsilon\sqrt{x} + \gamma x + \dots)$$

- Impose momentum sum rule:  $\sum_a \int_0^1 dx x f_a(x, Q_0^2) = 1$

- Evolve to desired  $Q^2$  through DGLAP equation

$$Q^2 \frac{\partial f_a(x, Q^2)}{\partial Q^2} = \int_x^1 \frac{dz}{z} P_{ab}(\alpha_S(Q^2), z) f_b(x/z, Q^2)$$

$$P_{ab}(\alpha_S, z) = \frac{\alpha_S}{2\pi} P_{ab}^{(0)}(z) + \left(\frac{\alpha_S}{2\pi}\right)^2 P_{ab}^{(1)}(z) + \left(\frac{\alpha_S}{2\pi}\right)^3 P_{ab}^{(2)}(z) + \dots$$

↑  
LO (1974)

↑  
NLO (1980)

↑  
NNLO (2004: Moch et al.)

- Compute observables and then fit to data to obtain the parameters

# PDFs

Main groups: MRST (now MSTW), CTEQ

Now also: NNPDF, Alekhin, Delgado-Reya, HERAPDF.....

Broad agreement but differences due to:

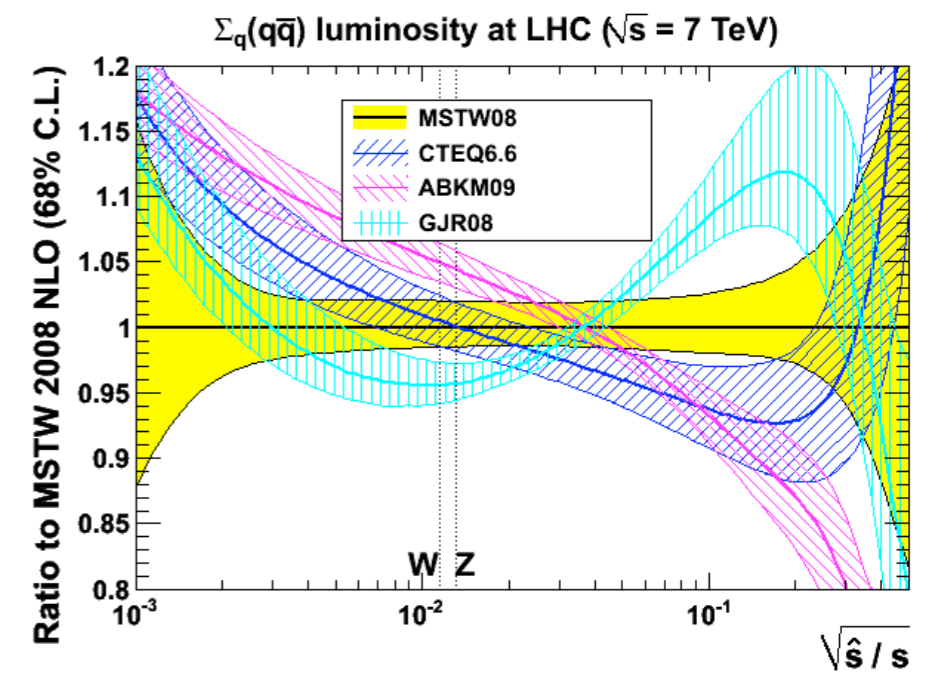
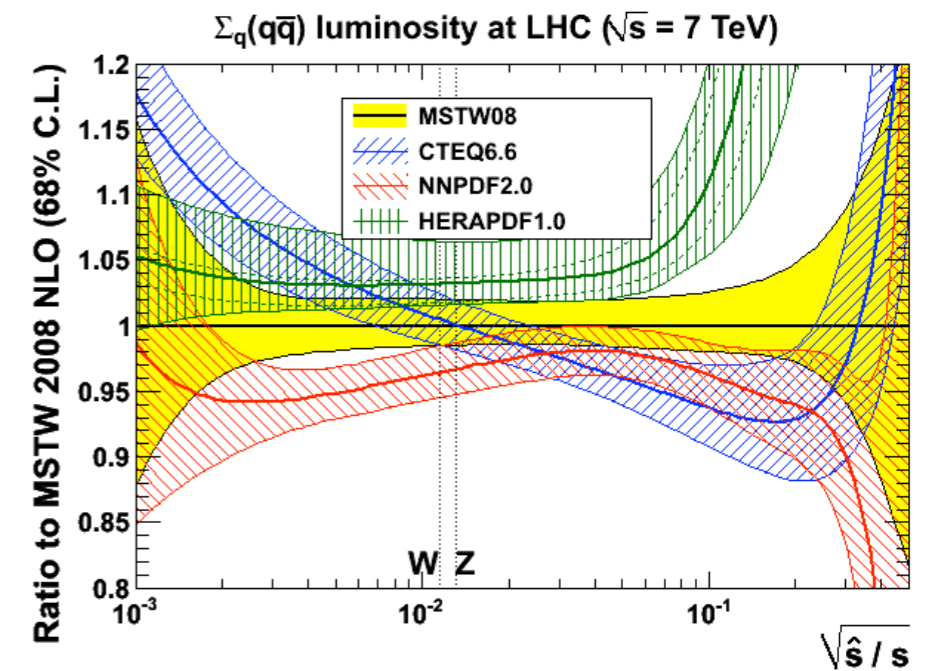
- choice of data sets
- treatment of errors
- treatment of heavy quarks
- initial parametrization
- theoretical assumptions

.....

Most groups provide PDFs with ‘errors’

Such errors come from the experimental uncertainties in the data used in the fit

Theoretical assumptions in the way the fit is set up and performed are more difficult to assess



J.Stirling


What about  $\alpha_s$  ?

Come to this point later

# Partonic cross section

The partonic cross section for high- $p_T$  processes can be computed as a series expansion in the QCD coupling  $\alpha_S$

$$\hat{\sigma} = \hat{\sigma}^{(0)} + \frac{\alpha_S}{\pi} \hat{\sigma}^{(1)} + \left(\frac{\alpha_S}{\pi}\right)^2 \hat{\sigma}^{(2)} + \dots$$

  
LO                      NLO                      NNLO

Leading order (LO) calculations typically give only the order of magnitude of cross sections and distributions: to obtain reliable predictions next-to leading order (NLO) is needed

Example:  $W(Z)+\text{jets}$   background for new physics searches

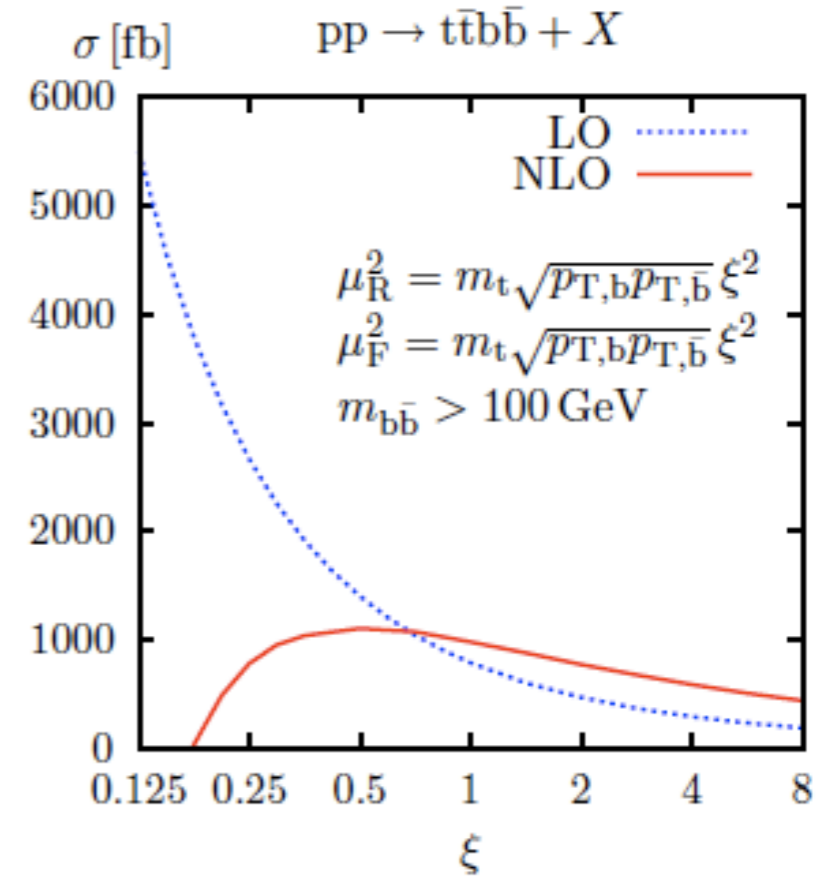
The bottleneck has been for many years the evaluation of the 1 loop correction

This is a field that has seen the most significant advances in the last few years

# New NLO calculations with “traditional” Feynman diagrams techniques

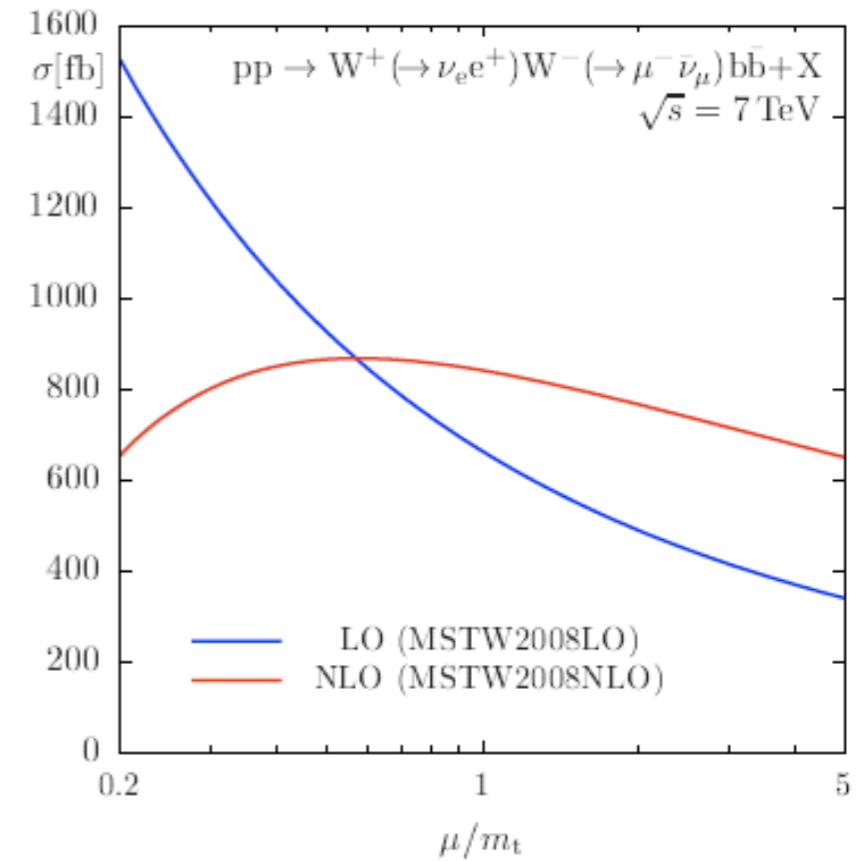
- $pp \rightarrow t\bar{t}b\bar{b}$

A. Bredenstein, A. Denner,  
S. Dittmaier, S. Pozzorini (2010)



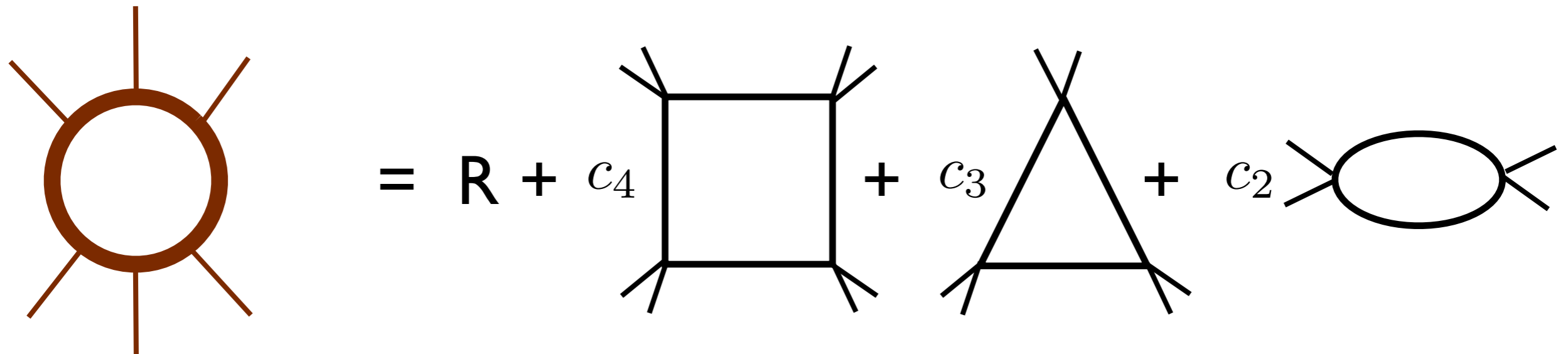
- $pp \rightarrow WWb\bar{b}$

A. Denner, S. Dittmaier, S. Kallweit,  
S. Pozzorini (2010)



.....

The traditional approach based on Feynman diagrams is now complemented with new powerful methods based on recursion relations and unitarity



General one-loop amplitude expressed as a sum of known boxes, triangles and bubble integrals plus a remainder term

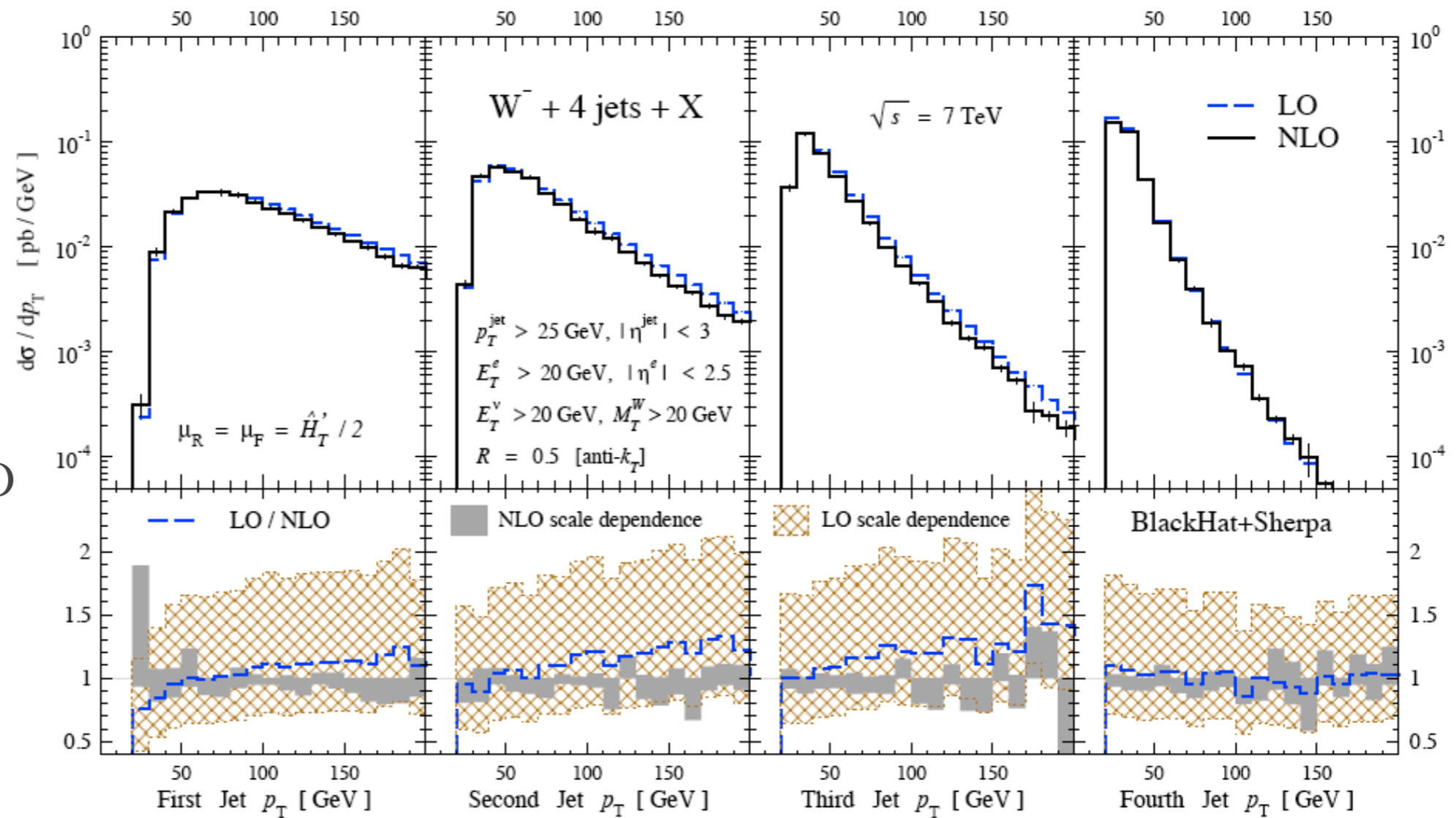
Coefficient of these integrals can be computed by taking suitable multiple cuts

Sew suitable tree-amplitudes

For example  $c_4$   Simple product of four tree-level amplitudes evaluated at complex momenta

Blackhat coll.:  
W+4 jets at NLO

Shape difference  
between LO and NLO  
results for the first  
three leading jets

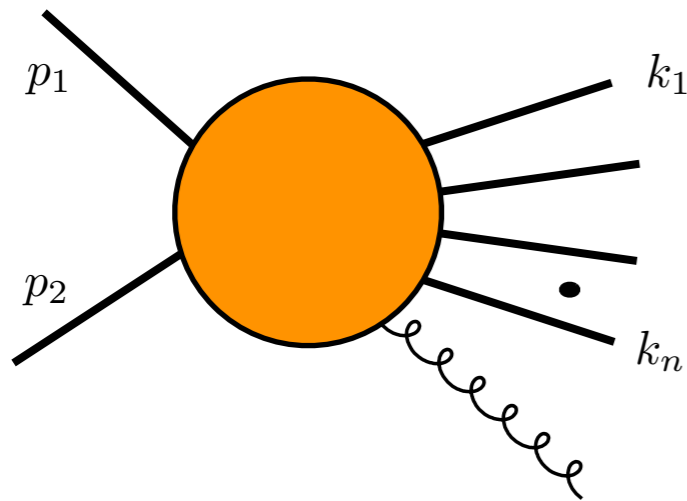


C.F.Berger et al. (2010)

First (almost) complete 2->5 NLO computation  
(leading color approximation for the virtual terms)


# Towards automation of NLO corrections

Combine available methods to compute real corrections.....



with most efficient numerical techniques for virtual corrections

G.Ossola, C.Papadopoulos, R.Pittau (2007)



Process	$\mu$	$n_{lf}$	Cross section (pb)	
			LO	NLO
a.1 $pp \rightarrow t\bar{t}$	$m_{top}$	5	$123.76 \pm 0.05$	$162.08 \pm 0.12$
a.2 $pp \rightarrow tj$	$m_{top}$	5	$34.78 \pm 0.03$	$41.03 \pm 0.07$
a.3 $pp \rightarrow tjj$	$m_{top}$	5	$11.851 \pm 0.006$	$13.71 \pm 0.02$
a.4 $pp \rightarrow t\bar{b}j$	$m_{top}/4$	4	$25.62 \pm 0.01$	$30.96 \pm 0.06$
a.5 $pp \rightarrow t\bar{b}jj$	$m_{top}/4$	4	$8.195 \pm 0.002$	$8.91 \pm 0.01$
b.1 $pp \rightarrow (W^+ \rightarrow) e^+ \nu_e$	$m_W$	5	$5072.5 \pm 2.9$	$6146.2 \pm 9.8$
b.2 $pp \rightarrow (W^+ \rightarrow) e^+ \nu_e j$	$m_W$	5	$828.4 \pm 0.8$	$1065.3 \pm 1.8$
b.3 $pp \rightarrow (W^+ \rightarrow) e^+ \nu_e jj$	$m_W$	5	$298.8 \pm 0.4$	$300.3 \pm 0.6$
b.4 $pp \rightarrow (\gamma^*/Z \rightarrow) e^+ e^-$	$m_Z$	5	$1007.0 \pm 0.1$	$1170.0 \pm 2.4$
b.5 $pp \rightarrow (\gamma^*/Z \rightarrow) e^+ e^- j$	$m_Z$	5	$156.11 \pm 0.03$	$203.0 \pm 0.2$
b.6 $pp \rightarrow (\gamma^*/Z \rightarrow) e^+ e^- jj$	$m_Z$	5	$54.24 \pm 0.02$	$56.69 \pm 0.07$
c.1 $pp \rightarrow (W^+ \rightarrow) e^+ \nu_e b\bar{b}$	$m_W + 2m_b$	4	$11.557 \pm 0.005$	$22.95 \pm 0.07$
c.2 $pp \rightarrow (W^+ \rightarrow) e^+ \nu_e t\bar{t}$	$m_W + 2m_{top}$	5	$0.009415 \pm 0.000003$	$0.01159 \pm 0.00001$
c.3 $pp \rightarrow (\gamma^*/Z \rightarrow) e^+ e^- b\bar{b}$	$m_Z + 2m_b$	4	$9.459 \pm 0.004$	$15.31 \pm 0.03$
c.4 $pp \rightarrow (\gamma^*/Z \rightarrow) e^+ e^- t\bar{t}$	$m_Z + 2m_{top}$	5	$0.0035131 \pm 0.0000004$	$0.004876 \pm 0.000002$
c.5 $pp \rightarrow \gamma t\bar{t}$	$2m_{top}$	5	$0.2906 \pm 0.0001$	$0.4169 \pm 0.0003$
d.1 $pp \rightarrow W^+ W^-$	$2m_W$	4	$29.976 \pm 0.004$	$43.92 \pm 0.03$
d.2 $pp \rightarrow W^+ W^- j$	$2m_W$	4	$11.613 \pm 0.002$	$15.174 \pm 0.008$
d.3 $pp \rightarrow W^+ W^+ jj$	$2m_W$	4	$0.07048 \pm 0.00004$	$0.1377 \pm 0.0005$
e.1 $pp \rightarrow HW^+$	$m_W + m_H$	5	$0.3428 \pm 0.0003$	$0.4455 \pm 0.0003$
e.2 $pp \rightarrow HW^+ j$	$m_W + m_H$	5	$0.1223 \pm 0.0001$	$0.1501 \pm 0.0002$
e.3 $pp \rightarrow HZ$	$m_Z + m_H$	5	$0.2781 \pm 0.0001$	$0.3659 \pm 0.0002$
e.4 $pp \rightarrow HZ j$	$m_Z + m_H$	5	$0.0988 \pm 0.0001$	$0.1237 \pm 0.0001$
e.5 $pp \rightarrow Ht\bar{t}$	$m_{top} + m_H$	5	$0.08896 \pm 0.00001$	$0.09869 \pm 0.00003$
e.6 $pp \rightarrow Hb\bar{b}$	$m_b + m_H$	4	$0.16510 \pm 0.00009$	$0.2099 \pm 0.0006$
e.7 $pp \rightarrow Hjj$	$m_H$	5	$1.104 \pm 0.002$	$1.036 \pm 0.002$

V.Hirschi et al. (2011)

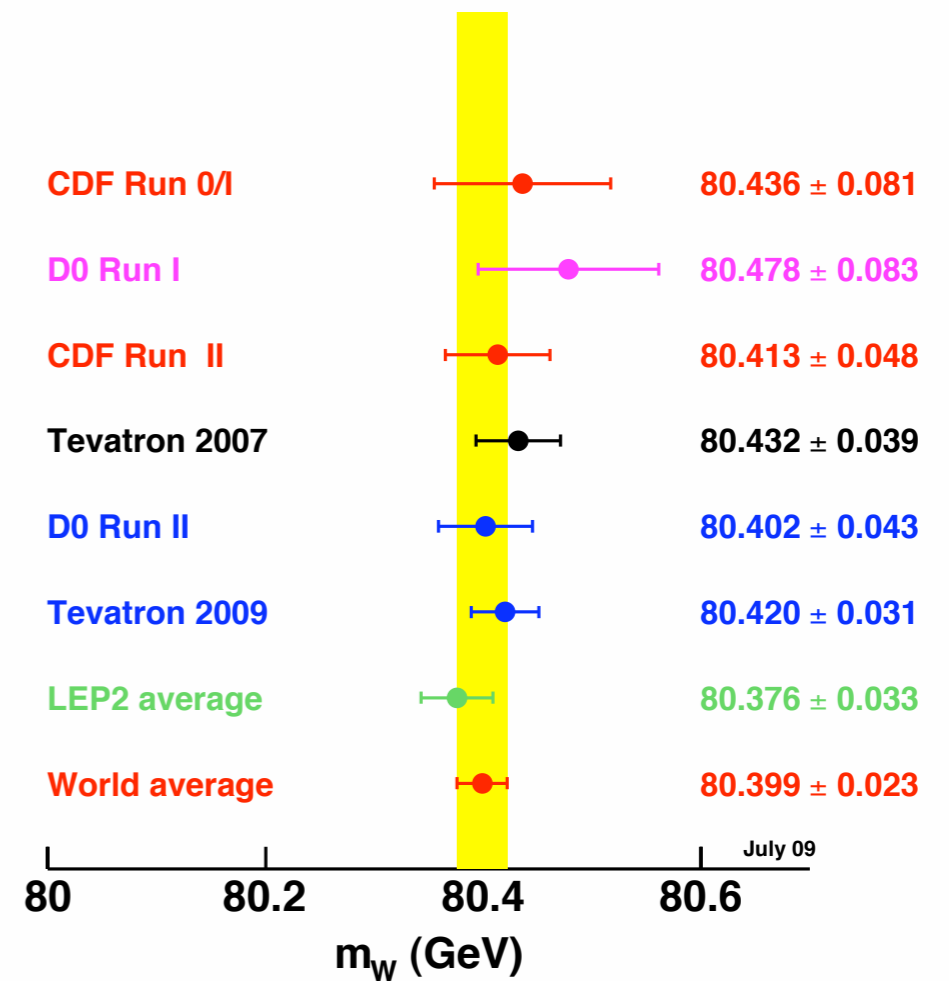
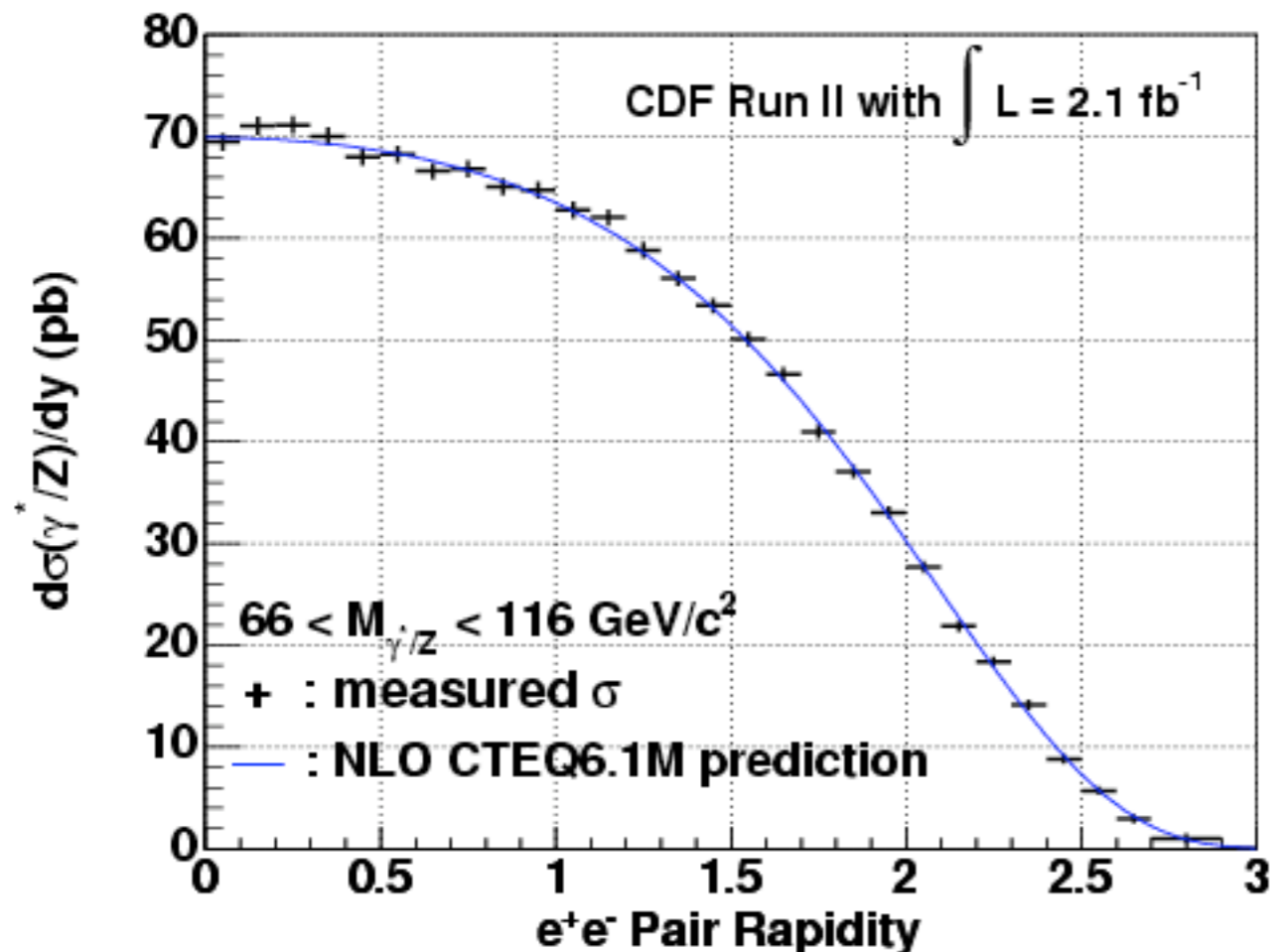


# Benchmarks: W, Z

W and Z production are benchmark processes at hadron colliders

- large production rates and clean signatures
- standard candles for detector calibration
- stringent constraints for PDFs extraction
- W mass

.....

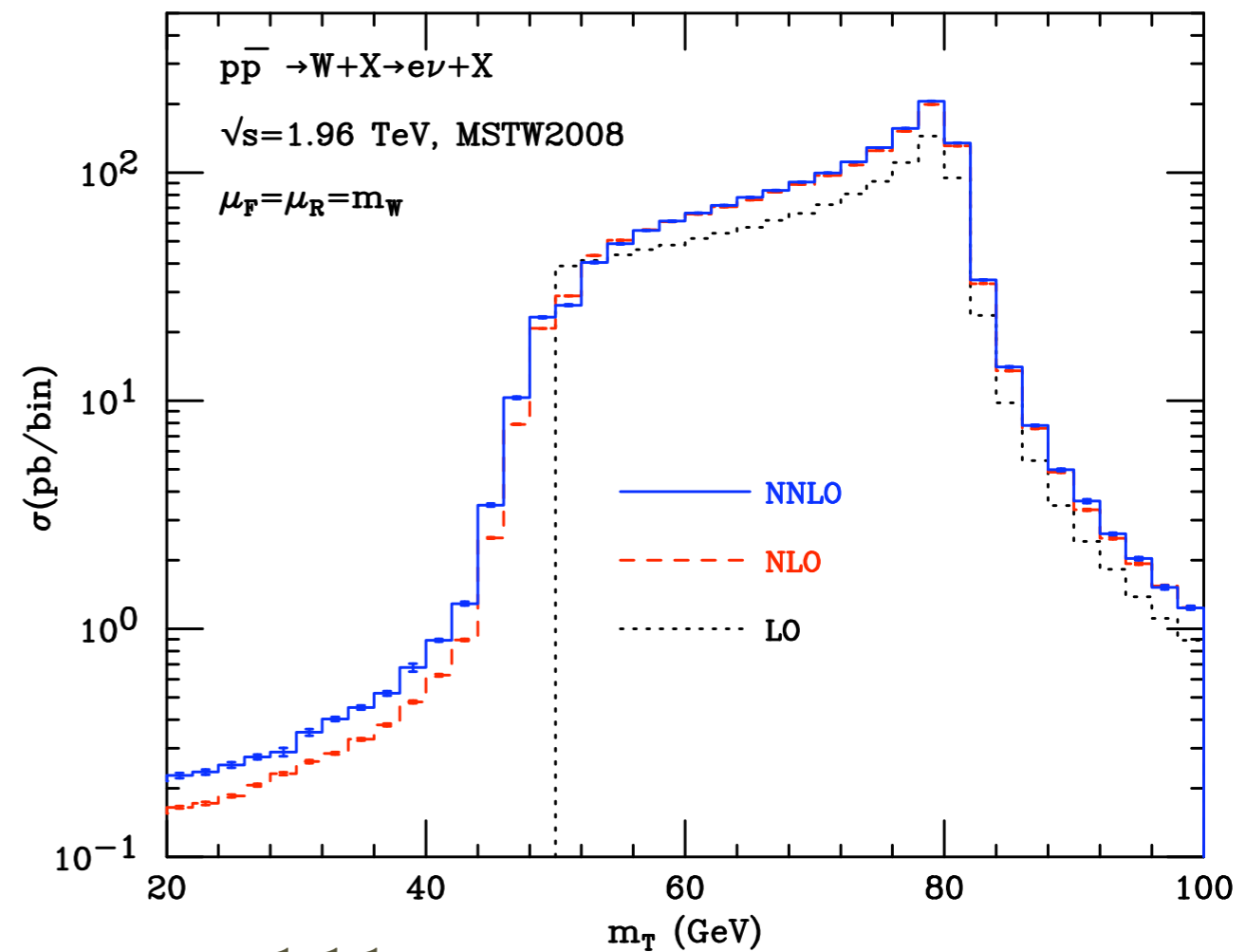
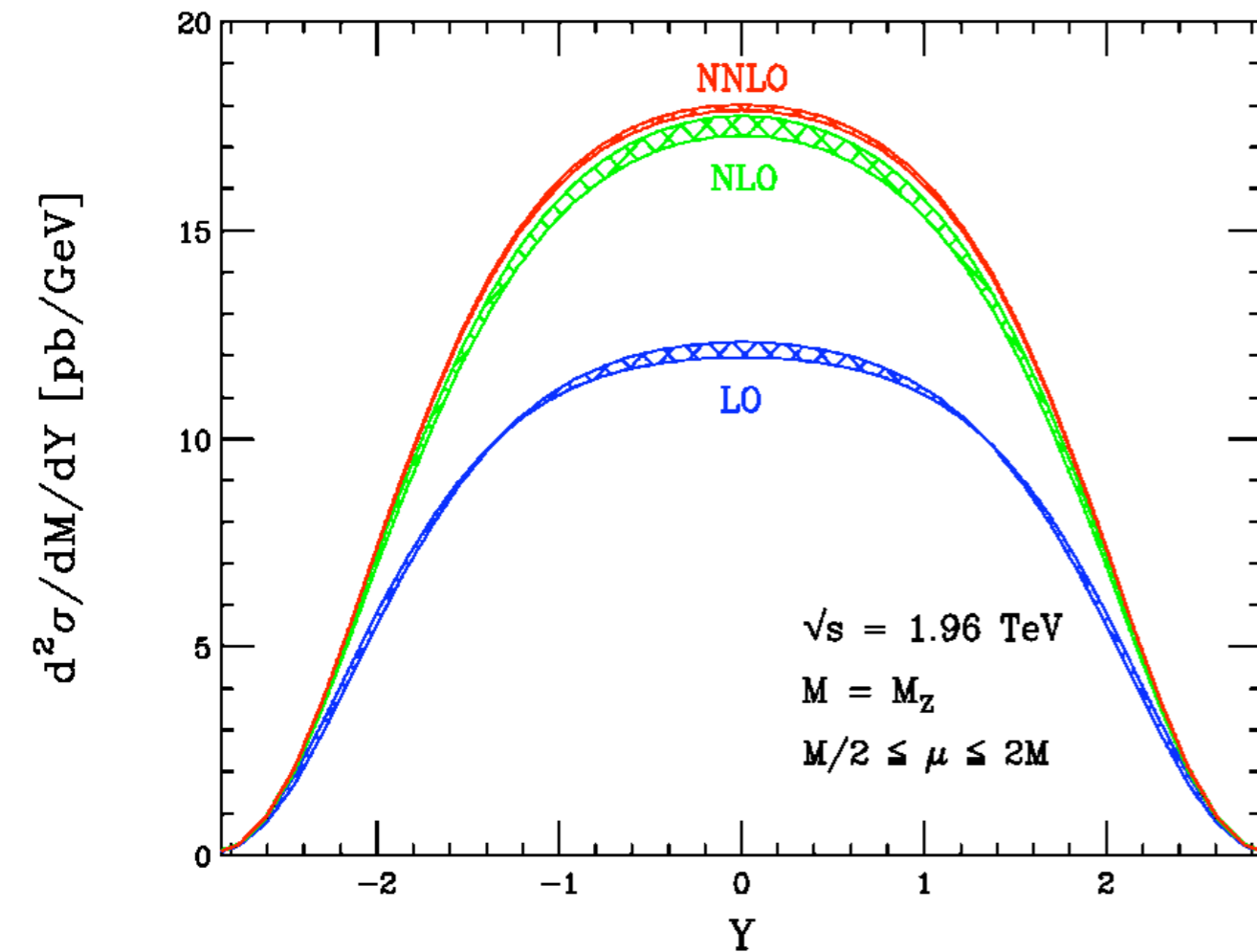


# Benchmarks: W, Z

Here theory has done well !

QCD corrections to the total cross section and rapidity distribution known up to NNLO

R.Hamberg, W.Van Neerven, T.Matsuura (1991)  
C.Anastasiou, K.Melnikov, L.Dixon, F.Petriello (2003)



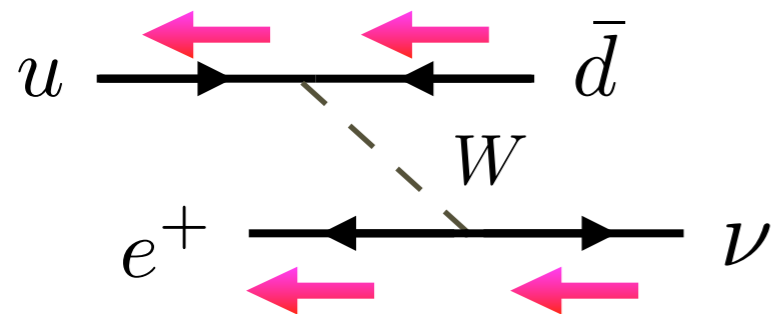
Now also fully exclusive NNLO computation available

K.Melnikov, F.Petriello (2004)  
S. Catani et al. (2009)

# One application: first NNLO computation of the lepton charge asymmetry

S. Catani, G.Ferrera, MG (2010)

W asymmetry gives important information on u and d quarks in the proton  
(u carries more momentum than d)

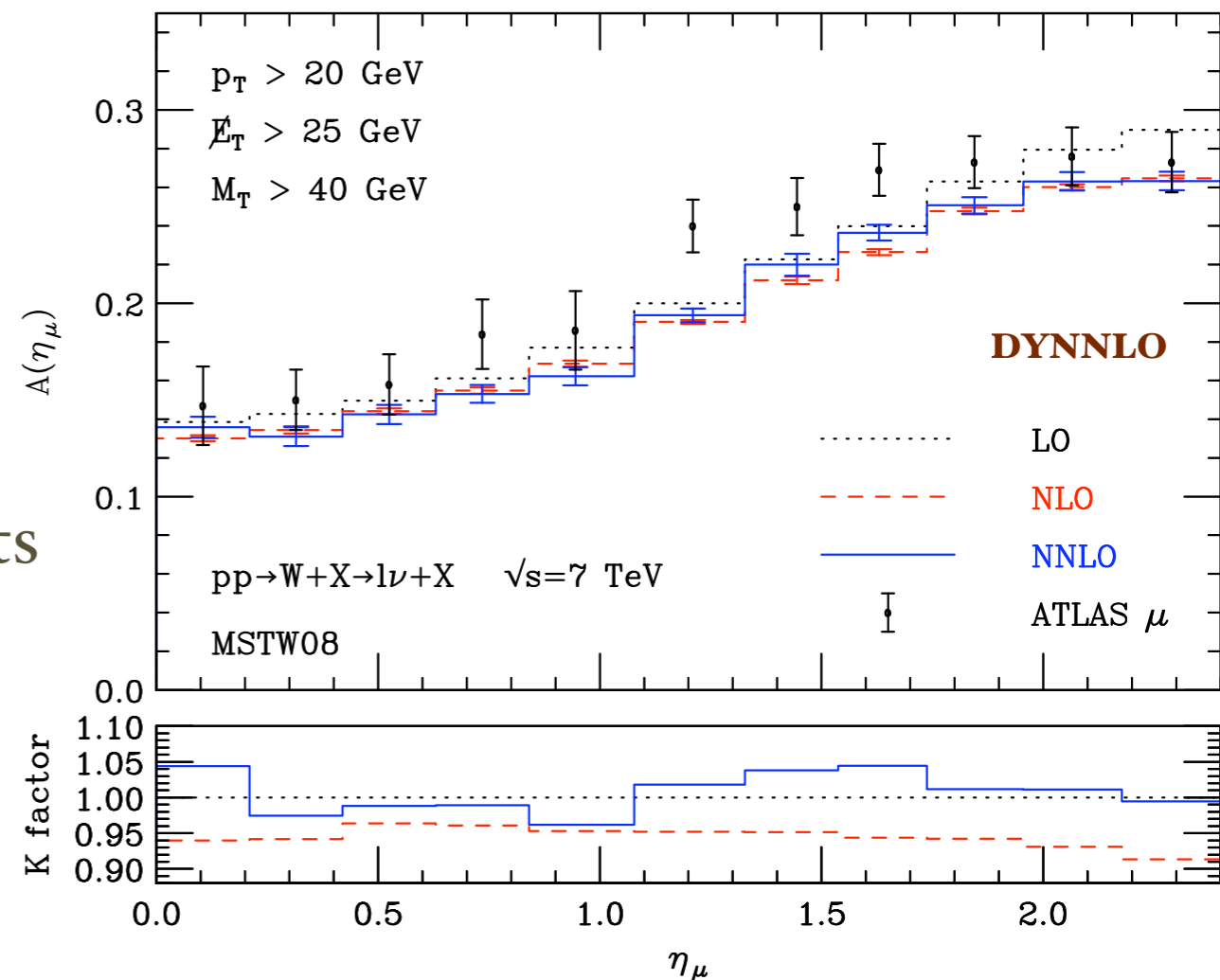


W production and decay mechanisms are correlated

Angular momentum conservation: the charged lepton is mainly produced in the direction of the down quark

The calculation takes into account all cuts used in the analysis

First LHC data already impact PDF determinations

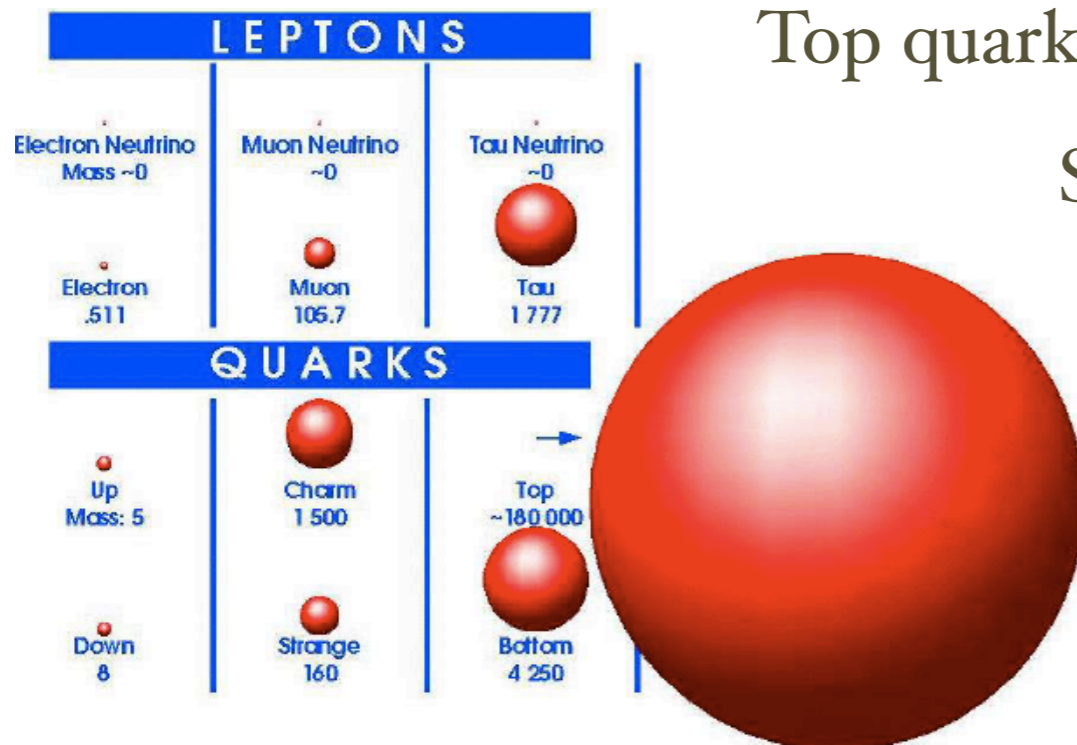


# Benchmarks: top

Top quark is the heaviest fundamental particle we know

Strongly coupled to the Higgs sector  $m_t \sim \lambda_t v$

→ The Yukawa coupling  $\lambda_t$  must be large!



$A_{FB}^{t\bar{t}}$  recent measurement vs NLO QCD

	$M_{t\bar{t}} < 450 \text{ GeV}$	$M_{t\bar{t}} > 450 \text{ GeV}$
CDF	$-0.116 \pm 0.154$	$0.475 \pm 0.114$
MCFM	$0.040 \pm 0.006$	$0.088 \pm 0.013$

Asymmetry vanishes at LO

→ NLO calculation for  $A_{FB}^{t\bar{t}}$  effectively LO

Huge effort towards  $t\bar{t}b\bar{a}$  at NNLO

- $t\bar{t}b\bar{a} + \text{jet}$  at NLO done
- one loop squared known
- two loop amplitude in progress

S. Dittmaier et al. (2007)

M. Rogal et al. (2008)

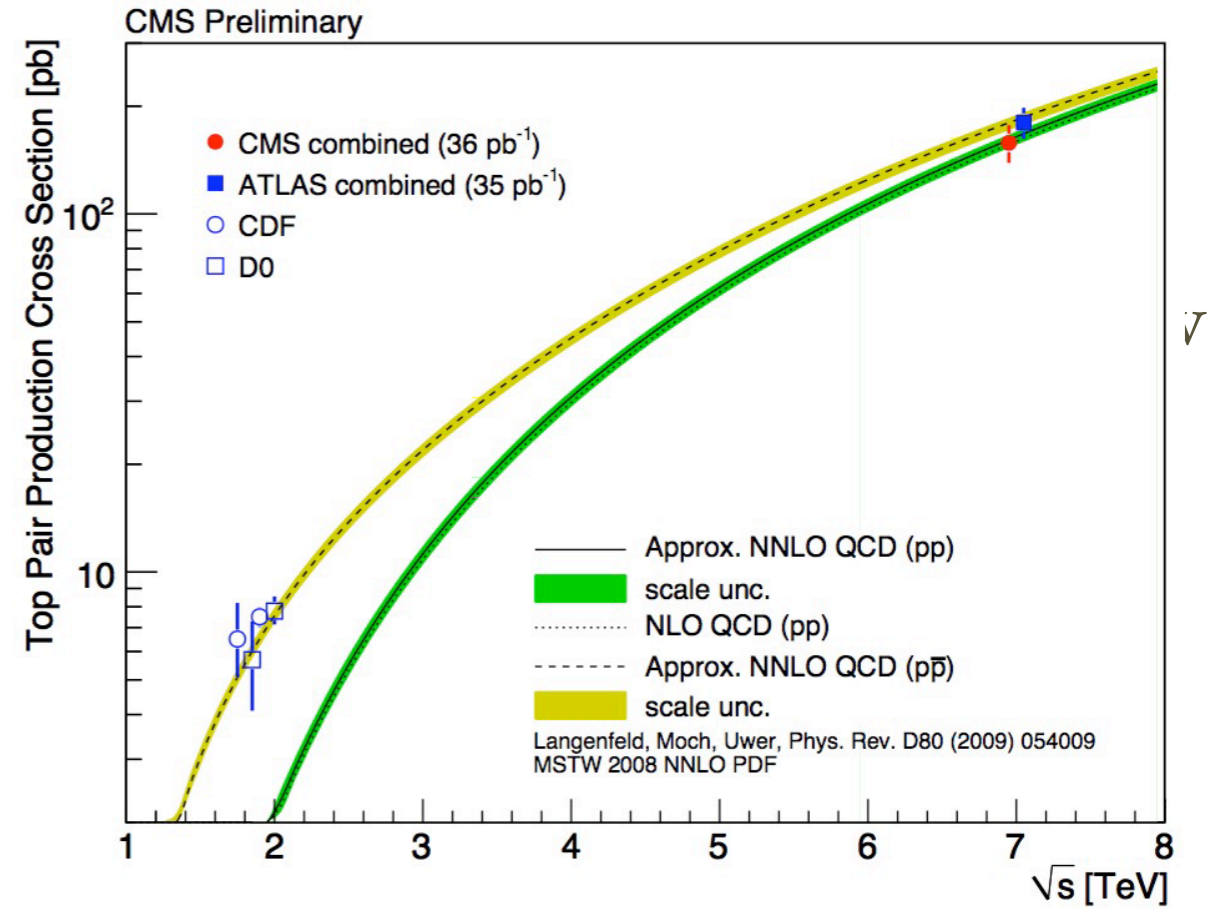
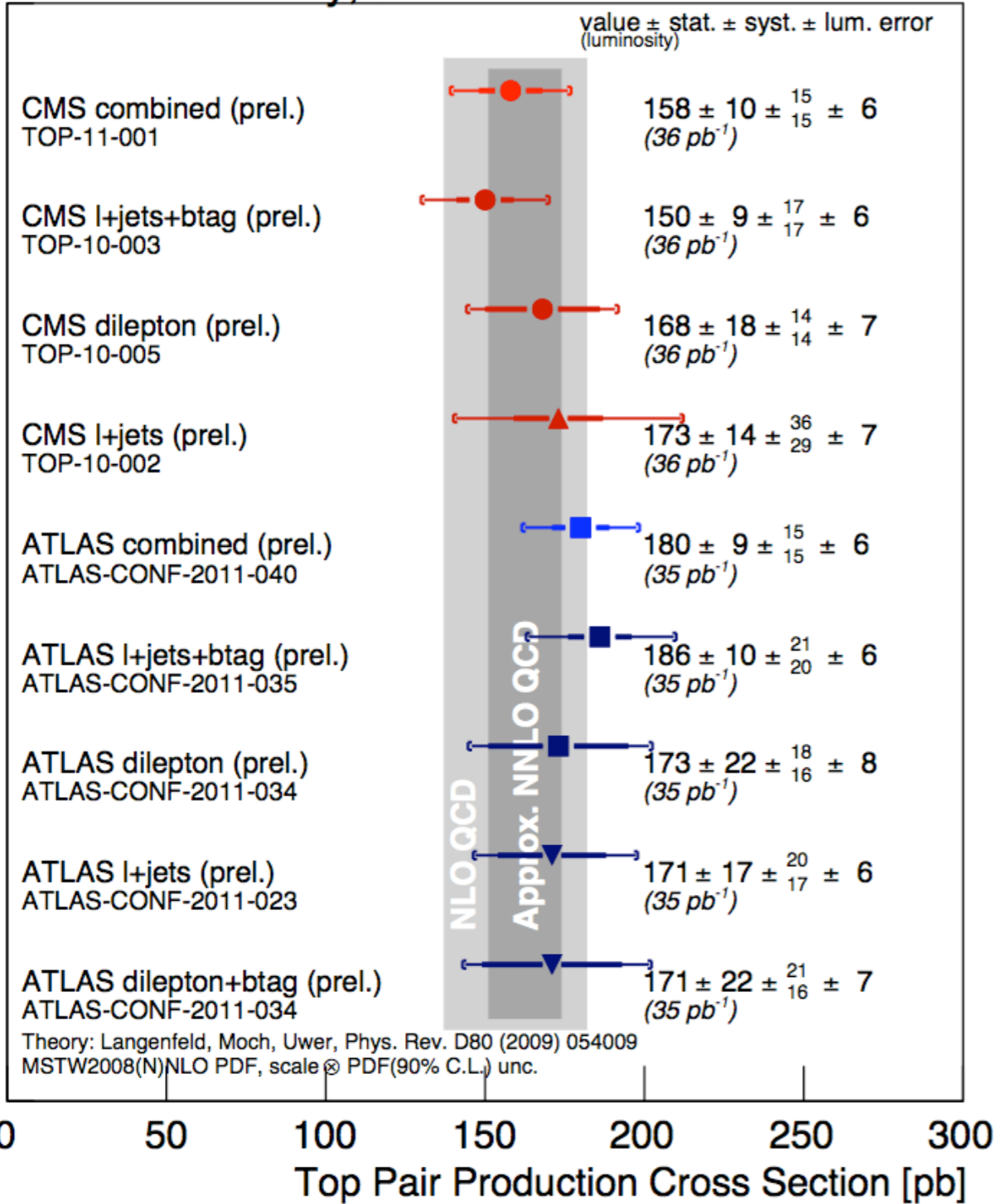
C. Anastasiou, Aybat (2008)

M. Czakon (2008)

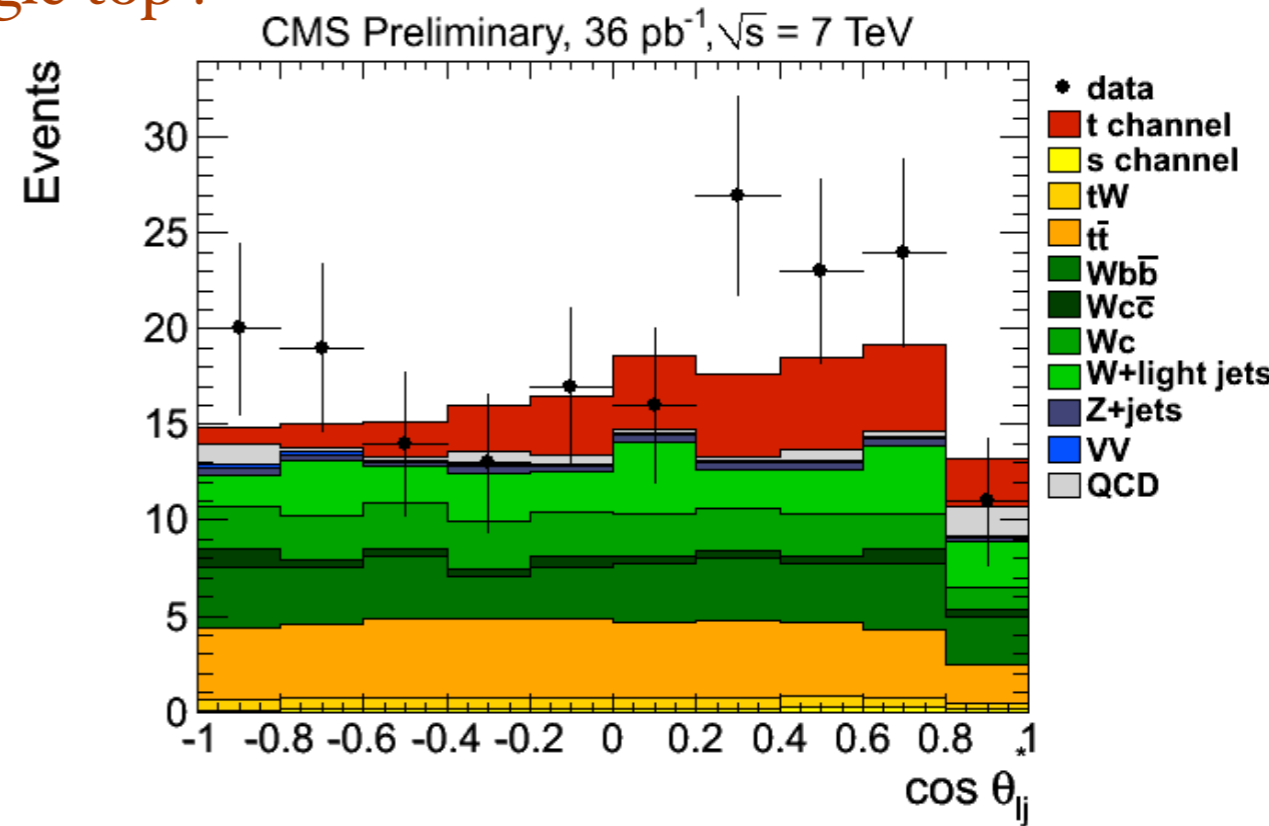
R. Bonciani et al. (2010)

# Benchmarks: top

CMS Preliminary,  $\sqrt{s}=7$  TeV



Single top !



# Jets

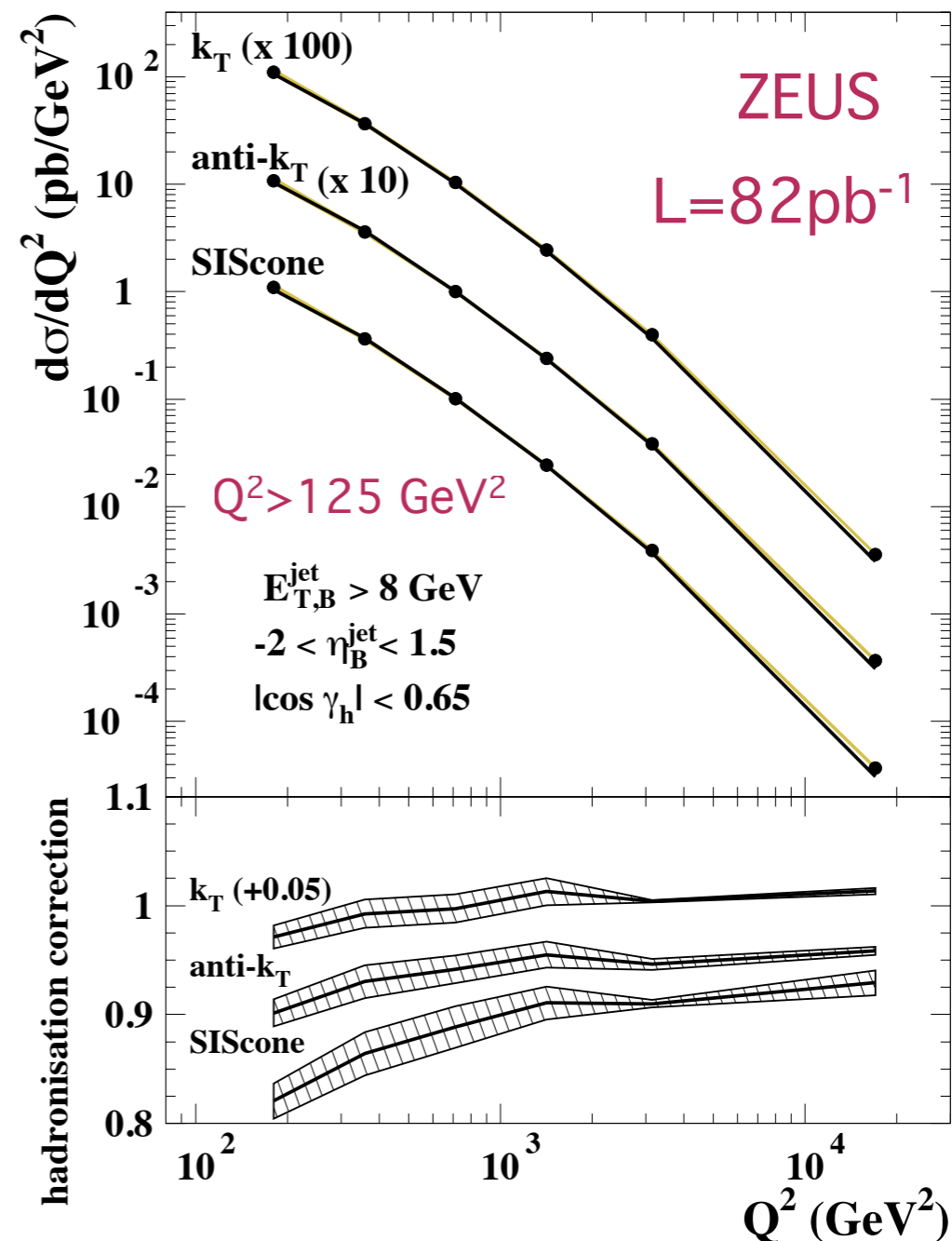
Problem: the traditional (cone) algorithms used at hadron colliders are often IR unsafe



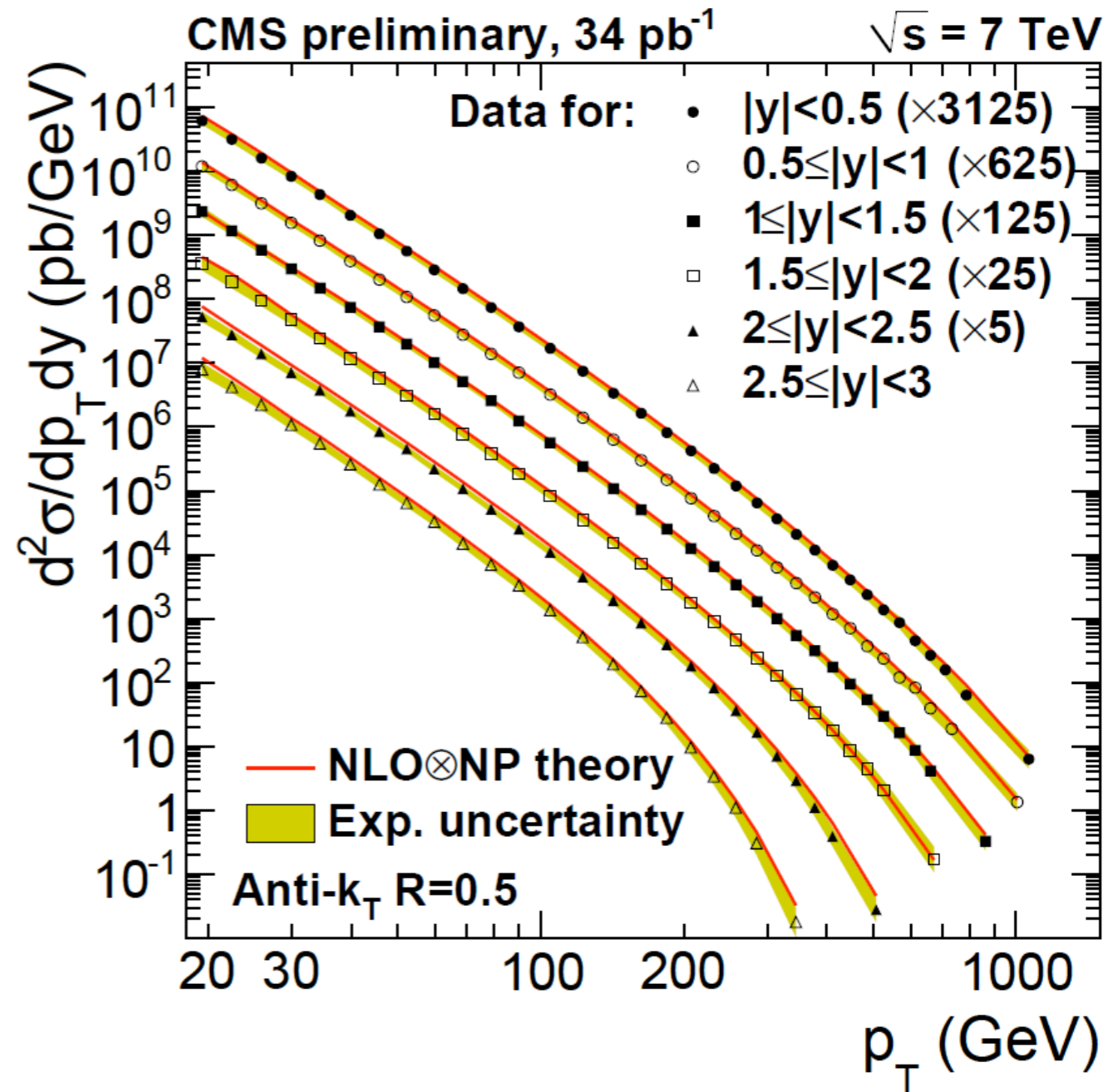
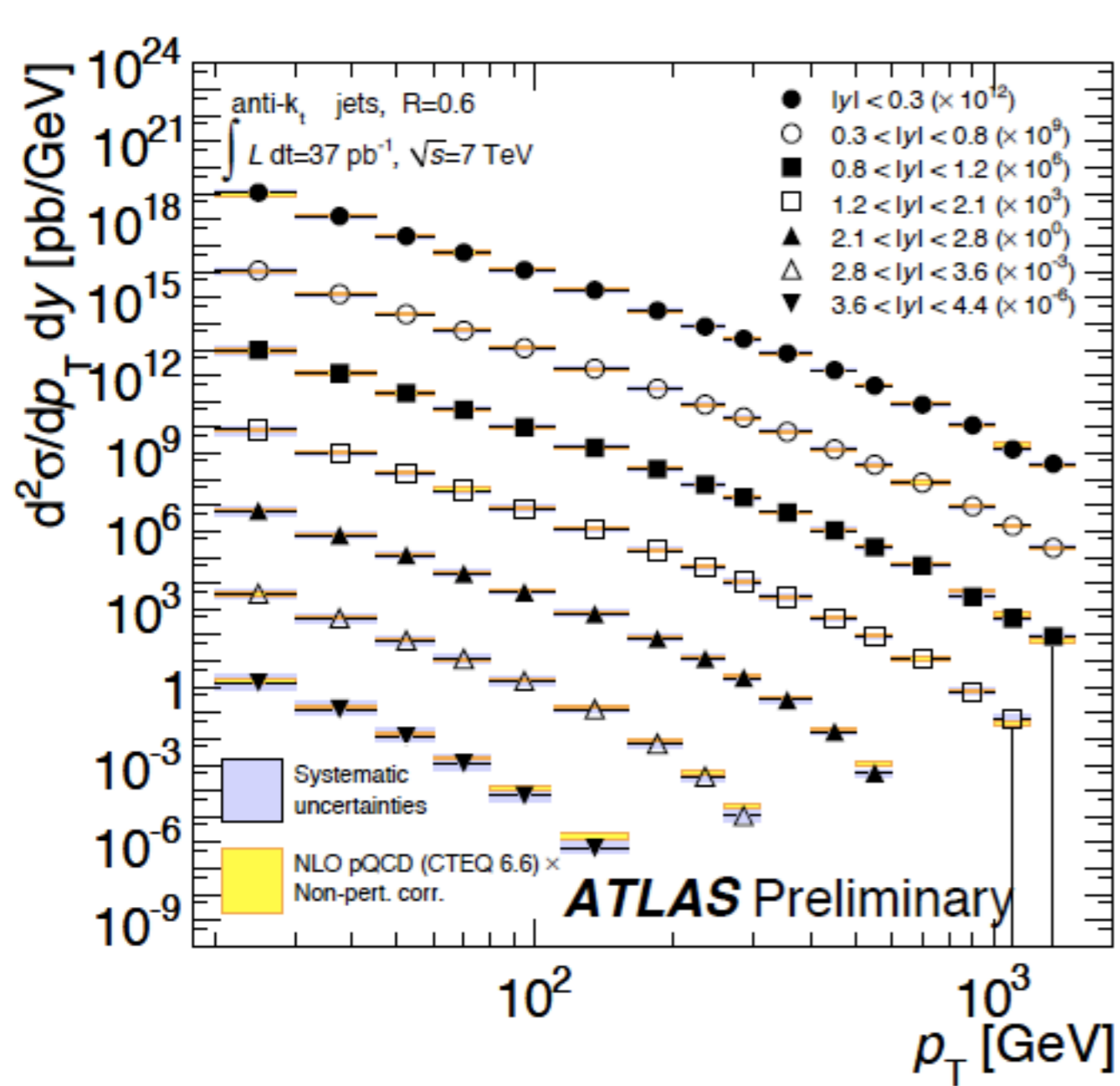
Sensitive to the emission of additional soft particles or to the splitting in two collinear particles

Sequential recombination algorithms (e.g.  $k_T$ ) solve this problem (clustering sequence closely follows QCD soft and collinear splitting)

Recent important developments: SIScone, anti- $k_T$



# Jets



anti- $k_T$ : repeatedly combine pairs with smallest  $d_{ij}=\Delta R^2/\max(k^2_{Ti}, k^2_{Tj})$

Cone-like jets but through a sequential (IR safe) algorithm

# The $\alpha_s$ riddle

What is the value of  $\alpha_s$ ?

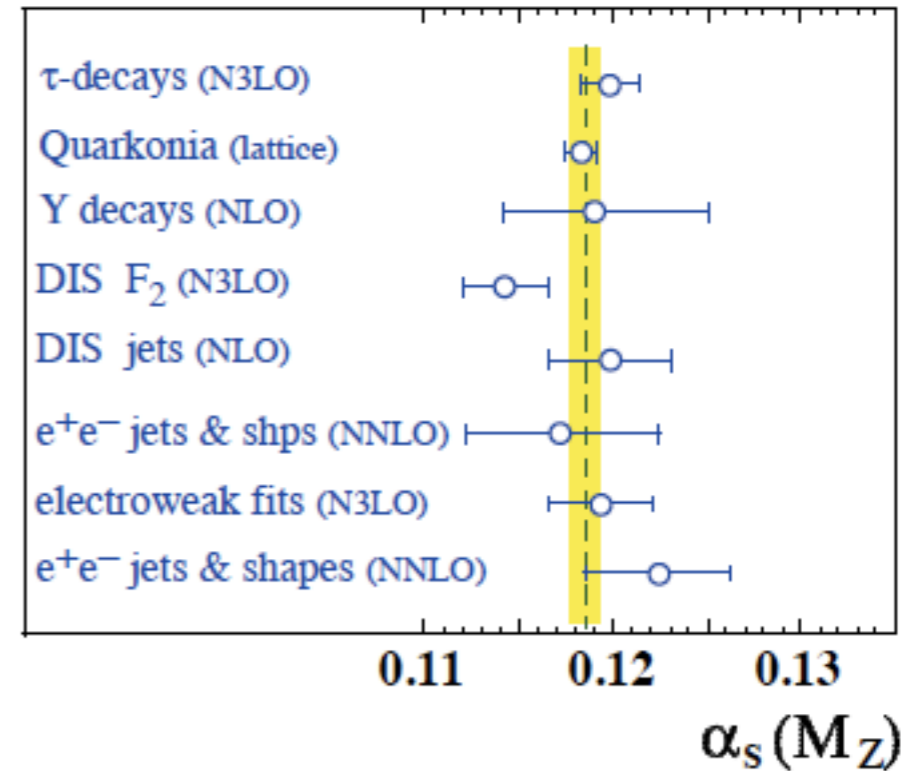
World average  $\alpha_s = 0.1184 \pm 0.0007$

S. Bethke (2009)

Exclude older and less precise measurements



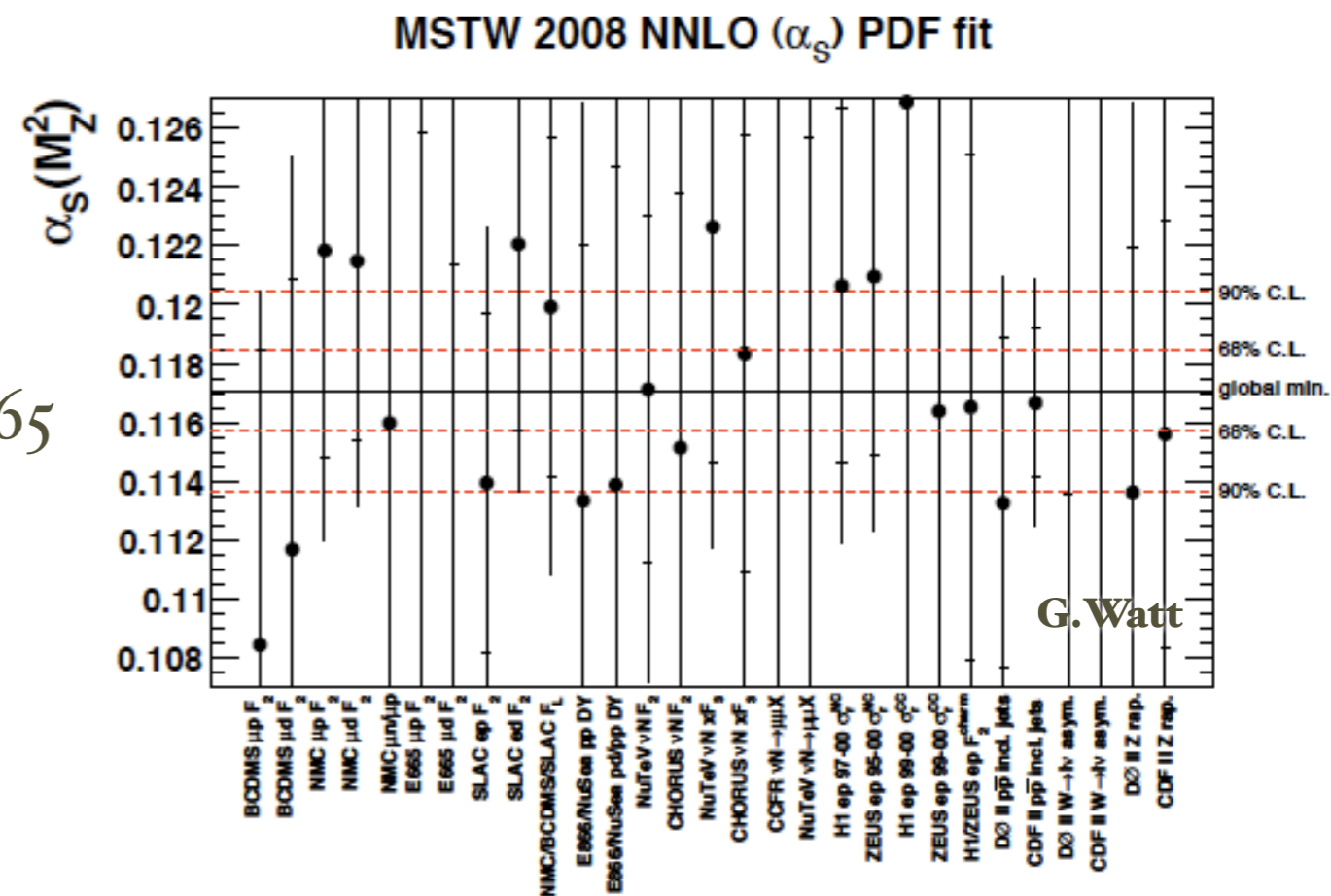
The  $\alpha_s$  scandal!  
(S. Forte, DIS2010)



Should we trust this result?

Common lore: DIS data prefer lower  $\alpha_s$

Apparently true only for BCDMS, E665 and SLAC ep data





# The $\alpha_s$ riddle

MSTW<sub>2008</sub> result  $\alpha_s(m_Z) = 0.11707$  at NNLO

Recent claim: this high  $\alpha_s$  could be due to mistreatment of NMC data

S. Alekhin et al. (2011)

No such effect seen by MSTW

Similar stability found by NNPDF at NLO and at NNLO

MSTW: impact of Tevatron jet data crucial to get high-x gluon right and thus higher  $\alpha_s$

It is a fact that all NNLO fits (except MSTW) have lower  $\alpha_s(m_Z)$

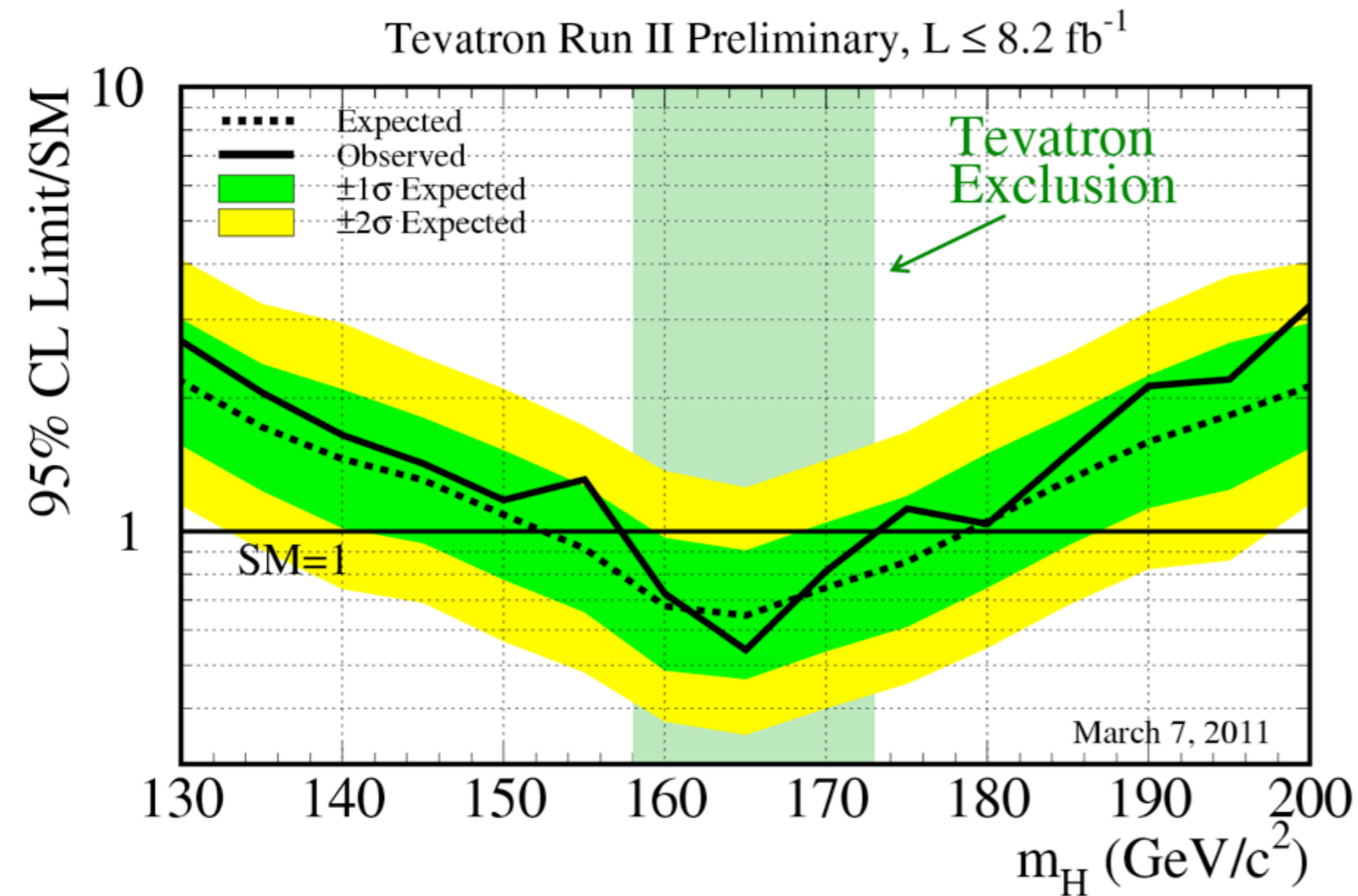
	$\alpha_s(M_Z^2)$	
BBG	$0.1134^{+0.0019}_{-0.0021}$	valence analysis, NNLO [1]
GRS	0.112	valence analysis, NNLO [2]
ABKM	$0.1135 \pm 0.0014$	HQ: FFNS $N_f = 3$ [3]
ABKM	$0.1129 \pm 0.0014$	HQ: BSMN-approach [3]
JR	$0.1124 \pm 0.0020$	dynamical approach [4]
JR	$0.1158 \pm 0.0035$	standard fit [4]
MSTW	$0.1171 \pm 0.0014$	[5]
ABM	$0.1147 \pm 0.0012$	FFNS, incl. combined H1/ZEUS data [6]
Gehrmann et al.	$0.1153 \pm 0.0017 \pm 0.0023$	$e^+e^-$ thrust [7]
Abbate et al.	$0.1135 \pm 0.0011 \pm 0.0006$	$e^+e^-$ thrust [8]
BBG	$0.1141^{+0.0020}_{-0.0022}$	valence analysis, N <sup>3</sup> LO [1]
world average	$0.1184 \pm 0.0007$	[9]

You think this is boring ?

Let's see implications for Higgs search

S. Alekhin, J.Blumlein, H. Bottcher, S.Moch (2011)

# Higgs



Recent Tevatron combination excludes a SM Higgs boson with  $158 \text{ GeV} \leq m_H \leq 173 \text{ GeV}$

Based on our computation of  $gg \rightarrow H$  cross section including all known higher order effects done with MSTW<sub>2008</sub> PDFs

D. de Florian, MG (2009)

Exclusion challenged by Djouadi et al.

Computation using ABKM or HERAPDFs leads to a cross section smaller by 20-50 % !

Preliminary NNPDF2.5 NNLO support MSTW<sub>2008</sub> and thus the Tevatron exclusion

# Summary

- Despite its (well) known problems the SM is still in good shape
- Few tensions (EW fit,  $g-2$ , top asymmetry....) could hide new physics but difficult to say at present
- In the meanwhile the SM is being rediscovered at the LHC
  - ➔ Impressive collection of new results already with 2010 data !
- Lot of progress in theoretical predictions and tools
- We need a conservative (and reliable) average for  $\alpha_s(m_Z)$

EAGERLY WAITING FOR THE NEW LHC RESULTS IN 2011 !